

DCN SHEET NO.

REVISION NO.

FOR REVISION CENTER USE ONLY:

REVISIONS			
LTR	DESCRIPTION	DATE	APVD
–	CE1416 – ORIGINAL RELEASE	00–05–10	DY
A	BV7421	00–06–08	DY

## NOTE:

- Usage precludes identification marking on part.
- Paragraph and/or figure number followed by "■" indicate a change by the latest revision.
- Dash No. 000 (Doc Ident Only)

**This document is a paper representation of the master copy, which is stored in the Avionics Data Access Manager (ADAM) database and can be obtained through the Commercial Avionics Mechanical Design Support Department at Collins Commercial Avionics Group, Cedar Rapids, Iowa.**

**ROCKWELL INTERNATIONAL PROPRIETARY INFORMATION.  
DISSEMINATION OUTSIDE ROCKWELL INTERNATIONAL TO BE CLEARED  
THROUGH THE PATENT COUNCIL.**

PREP V. Standley  
00–05–09

CHK L. Roudabush  
00–05–09

ENGR D. Yonts  
APVD 00–05–10

ALL SHEETS ARE THE  
SAME REVISION STATUS

DOCUMENT GENERATED  
USING INTERLEAF  
**DO NOT REVISE MANUALLY**

**ROCKWELL INTERNATIONAL CORPORATION**  
COLLINS COMMERCIAL AVIONICS  
CEDAR RAPIDS, IOWA 52498

**PLATE, IDENTIFICATION**

SIZE

**A**

CAGE

**4V792**

DWG NO

**829–0413**REV  
LTR **A**

SCALE NONE

SHEET 1 OF 4

FRO ☐NFP ☐REL ☒CR **2**MB **0**

FOR REVISION CENTER USE ONLY:

LASER GENERATED, NON TSO'D

DO NOT REVISE MANUALLY

## Notes:

1. Fabricate using 838-7043-080 in accordance with 839-4023-001.
2. The "\_\_\_\_\_" character denotes a variable data field.
3. Reference template file "J0009007.job". The template file also includes the Serial Number / Modification plate digital data.
4. Parenthetical information is for reference only.

( 2.20 )

**RECEIVER-TRANSMITTER**

TYPE NO. VHF-920 WT \_\_\_\_ LB


COLLINS PNR 822-1250-001




Collins Air Transport Division/Rockwell Collins, Inc.  
Cedar Rapids, Iowa 52498-0001 USA

( 1.25 )

**829-0413-001**



MFR \_\_\_\_\_



SER \_\_\_\_\_ MFR DATE \_\_\_\_\_

MODS

1	2	3	4	5	6	7	8	9	10	11	12	13	14		
15	16	17	18	19	20	21	22	23	24	25	26	27	28	29	30
31	32	33	34	35	36	37	38	39	40	A	B	C	D	E	F

Serial Number / Modification Plate Shown for Reference Only

SIZE <b>A</b>	CAGE <b>4V792</b>	DWG NO <b>829-0413</b>	REV LTR <b>A</b>
SCALE NONE			SHEET 3

DO NOT REVISE MANUALLY

## Notes:


1. Fabricate using 838-7043-080 in accordance with 839-4023-001.
2. The "\_\_\_\_\_" character denotes a variable data field.
3. Reference template file "J0009012.job". The template file also includes the Serial Number / Modification plate digital data.
4. Parenthetical information is for reference only.

( 2.20 )

**RECEIVER-TRANSMITTER**

TYPE NO. VHF-920 WT \_\_\_\_ LB


COLLINS PNR 822-1250-001




Collins Air Transport Division/Rockwell Collins, Inc.  
Cedar Rapids, Iowa 52498-0001 USA

( 1.25 )

829-0413-002



MFR 4V792



SER \_\_\_\_\_ MFR DATE \_\_\_\_\_

MODS	1	2	3	4	5	6	7	8	9	10	11	12	13	14	15	16	17	18	19	
20	21	22	23	24	25	26	27	28	29	30	31	32	33	34	35	36	37	38	39	40
41	42	43	44	45	46	47	48	49	50	51	52	53	54	55	56	57	58	59	60	61
62	63	64	65	66	67	68	69	70	71	72	73	74	75	76	77	78	79	80	81	82
83	84	85	86	87	88	89	90	91	92	93	94	95	96	97	98	99	A	B	C	D
E	F	G	H	J	K	L	M	N	P	R	T	U	V	W	Y	AA	AB	AC	AD	AE

Serial Number / Modification Plate Shown for Reference Only

SIZE <b>A</b>	CAGE <b>4V792</b>	DWG NO <b>829-0413</b>	REV LTR <b>A</b>
SCALE NONE			SHEET 4

DO NOT REVISE MANUALLY