

Appendix G: Test Data for E-UTRA Band 7

Product Name: Tablet pc

Trade Mark: N/A

Test Model: 10LA1

Environmental Conditions

Temperature:	24.2° C
Relative Humidity:	53.1%
ATM Pressure:	100.0 kPa
Test Engineer:	Li Huan
Supervised by:	Li Huan

G.1 Conducted Output Power

Conducted Output Power Test Result (Channel Bandwidth: 5 MHz)						
Modulation	Channel	RB Configuration		Average Power [dBm]	Average Power [dBm]	Verdict
		Size	Offset	QPSK	16QAM	
QPSK / 16QAM	LCH	1	0	23.56	22.65	PASS
		1	12	23.62	22.57	PASS
		1	24	22.76	21.97	PASS
		12	0	22.36	21.50	PASS
		12	6	22.23	21.35	PASS
		12	13	21.97	21.09	PASS
		25	0	22.22	21.21	PASS
	MCH	1	0	24.65	23.78	PASS
		1	12	24.78	23.78	PASS
		1	24	24.15	23.28	PASS
		12	0	23.56	22.57	PASS
		12	6	23.48	22.49	PASS
		12	13	23.26	22.23	PASS
		25	0	23.48	22.47	PASS
	HCH	1	0	24.37	23.50	PASS
		1	12	24.66	23.79	PASS
		1	24	24.35	23.50	PASS
		12	0	23.45	22.47	PASS
		12	6	23.45	22.51	PASS
		12	13	23.37	22.41	PASS
		25	0	23.41	22.41	PASS

Conducted Output Power Test Result (Channel Bandwidth: 10 MHz)

Modulation	Channel	RB Configuration		Average Power [dBm]	Average Power [dBm]	Verdict
		Size	Offset	QPSK	16QAM	
QPSK / 16QAM	LCH	1	0	23.53	22.64	PASS
		1	24	22.91	22.13	PASS
		1	49	22.37	21.47	PASS
		25	0	22.23	21.22	PASS
		25	12	21.85	20.81	PASS
		25	25	21.68	20.61	PASS
		50	0	21.90	20.89	PASS
	MCH	1	0	24.81	24.12	PASS
		1	24	24.60	23.95	PASS
		1	49	23.85	23.20	PASS
		25	0	23.77	22.81	PASS
		25	12	23.50	22.52	PASS
		25	25	23.18	22.20	PASS
		50	0	23.50	22.55	PASS
	HCH	1	0	24.22	23.35	PASS
		1	24	24.55	23.72	PASS
		1	49	24.38	23.54	PASS
		25	0	23.39	22.37	PASS
		25	12	23.45	22.39	PASS
		25	25	23.43	22.41	PASS
		50	0	23.42	22.45	PASS

Conducted Output Power Test Result (Channel Bandwidth: 15 MHz)

Modulation	Channel	RB Configuration		Average Power [dBm]	Average Power [dBm]	Verdict
		Size	Offset	QPSK	16QAM	
QPSK / 16QAM	LCH	1	0	23.36	22.50	PASS
		1	37	22.68	21.81	PASS
		1	74	22.62	21.67	PASS
		37	0	22.08	20.97	PASS
		37	18	21.68	20.61	PASS
		37	38	21.77	20.68	PASS
		75	0	21.93	20.81	PASS
	MCH	1	0	24.79	23.97	PASS
		1	37	24.61	23.88	PASS
		1	74	23.53	22.80	PASS
		37	0	23.89	22.85	PASS
		37	18	23.60	22.56	PASS
		37	38	23.12	22.09	PASS
		75	0	23.54	22.49	PASS
	HCH	1	0	23.70	22.81	PASS
		1	37	24.60	23.74	PASS
		1	74	24.37	23.54	PASS
		37	0	23.27	22.22	PASS
		37	18	23.47	22.38	PASS
		37	38	23.60	22.51	PASS
		75	0	23.46	22.34	PASS

Conducted Output Power Test Result (Channel Bandwidth: 20 MHz)						
Modulation	Channel	RB Configuration		Average Power [dBm]	Average Power [dBm]	Verdict
		Size	Offset	QPSK	16QAM	
QPSK / 16QAM	LCH	1	0	23.27	22.35	PASS
		1	49	22.69	21.73	PASS
		1	99	23.37	22.36	PASS
		50	0	21.69	20.68	PASS
		50	25	21.58	20.53	PASS
		50	50	21.99	20.91	PASS
		100	0	21.87	20.81	PASS
	MCH	1	0	24.58	23.77	PASS
		1	49	24.71	24.01	PASS
		1	99	23.23	22.57	PASS
		50	0	23.84	22.83	PASS
		50	25	23.53	22.54	PASS
		50	50	22.96	21.96	PASS
		100	0	23.43	22.40	PASS
	HCH	1	0	23.03	22.21	PASS
		1	49	24.28	23.50	PASS
		1	99	24.07	23.32	PASS
		50	0	22.82	21.79	PASS
		50	25	23.20	22.18	PASS
		50	50	23.33	22.31	PASS
		100	0	23.11	22.03	PASS

G.2 Peak-to-Average Ratio

Peak-to Average Ratio Test Result (Channel Bandwidth: 5 MHz)				
Modulation	Channel	Peak-to-Average Ratio [dB]	Limit [dB]	Verdict
QPSK	LCH	4.78	<13	PASS
	MCH	5.22	<13	PASS
	HCH	4.92	<13	PASS
16QAM	LCH	5.61	<13	PASS
	MCH	5.97	<13	PASS
	HCH	5.64	<13	PASS

Peak-to Average Ratio Test Result (Channel Bandwidth: 10 MHz)				
Modulation	Channel	Peak-to-Average Ratio [dB]	Limit [dB]	Verdict
QPSK	LCH	5.01	<13	PASS
	MCH	5.26	<13	PASS
	HCH	4.96	<13	PASS
16QAM	LCH	5.76	<13	PASS
	MCH	6.07	<13	PASS
	HCH	5.79	<13	PASS

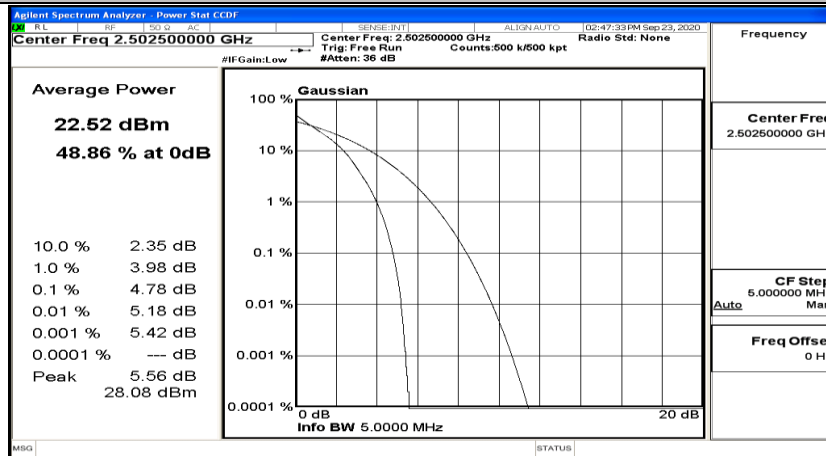
Peak-to Average Ratio Test Result (Channel Bandwidth: 15 MHz)

Modulation	Channel	Peak-to-Average Ratio [dB]	Limit [dB]	Verdict
QPSK	LCH	5.1	<13	PASS
	MCH	4.94	<13	PASS
	HCH	4.96	<13	PASS
16QAM	LCH	6.15	<13	PASS
	MCH	6.17	<13	PASS
	HCH	6.14	<13	PASS

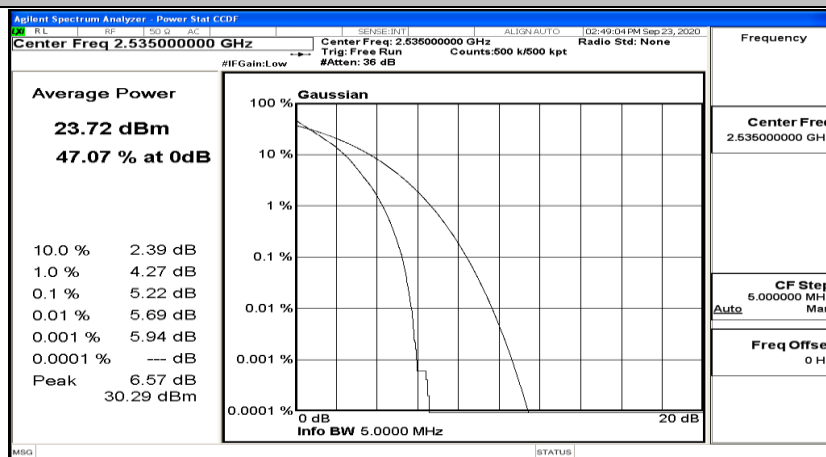
Peak-to Average Ratio Test Result (Channel Bandwidth: 20 MHz)

Modulation	Channel	Peak-to-Average Ratio [dB]	Limit [dB]	Verdict
QPSK	LCH	5.84	<13	PASS
	MCH	5.78	<13	PASS
	HCH	5.76	<13	PASS
16QAM	LCH	6.76	<13	PASS
	MCH	6.7	<13	PASS
	HCH	6.65	<13	PASS

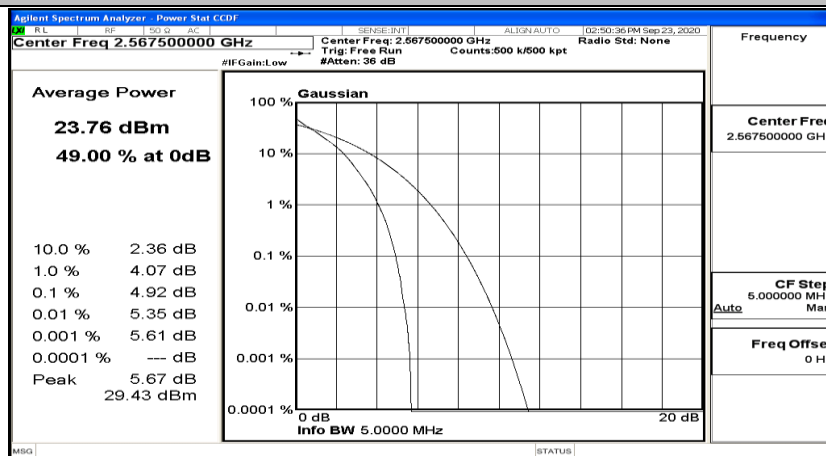
Peak-to Average Ratio Test Graph(s) (Channel Bandwidth: 5 MHz)_LCH_QPSK



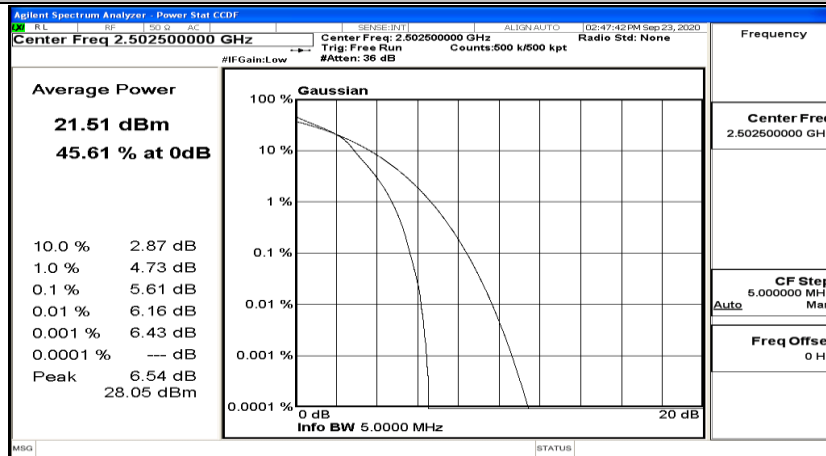
Peak-to Average Ratio Test Graph(s) (Channel Bandwidth: 5 MHz)_MCH_QPSK



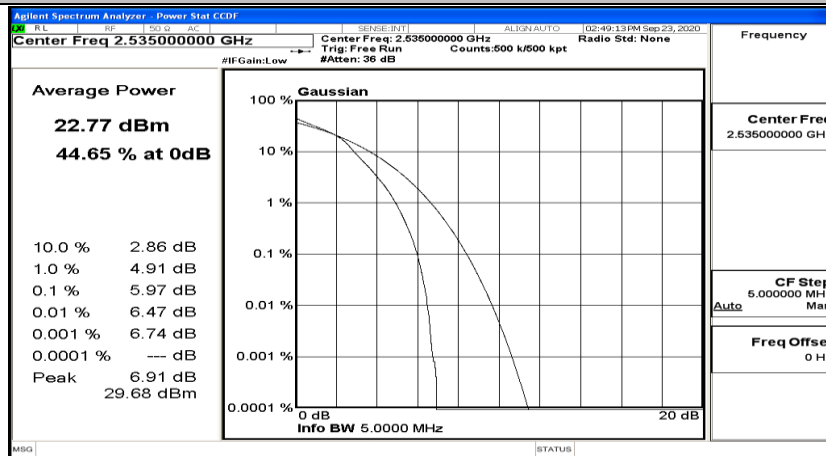
Peak-to Average Ratio Test Graph(s) (Channel Bandwidth: 5 MHz)_HCH_QPSK



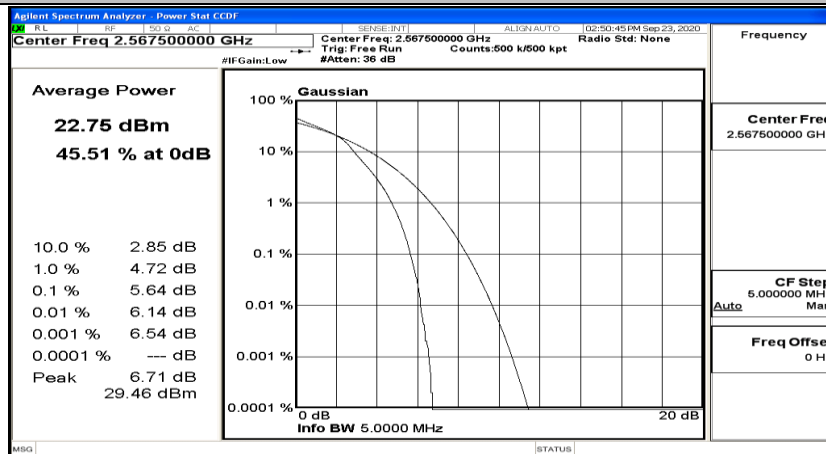
Peak-to Average Ratio Test Graph(s) (Channel Bandwidth: 5 MHz)_LCH_16QAM



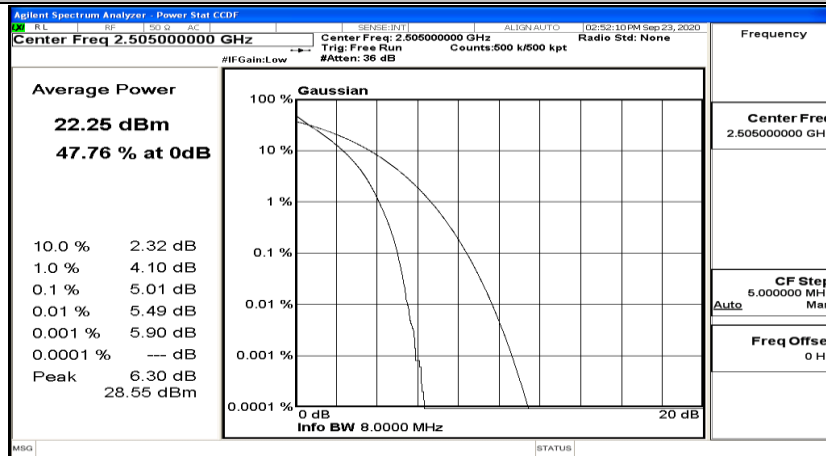
Peak-to Average Ratio Test Graph(s) (Channel Bandwidth: 5 MHz)_MCH_16QAM



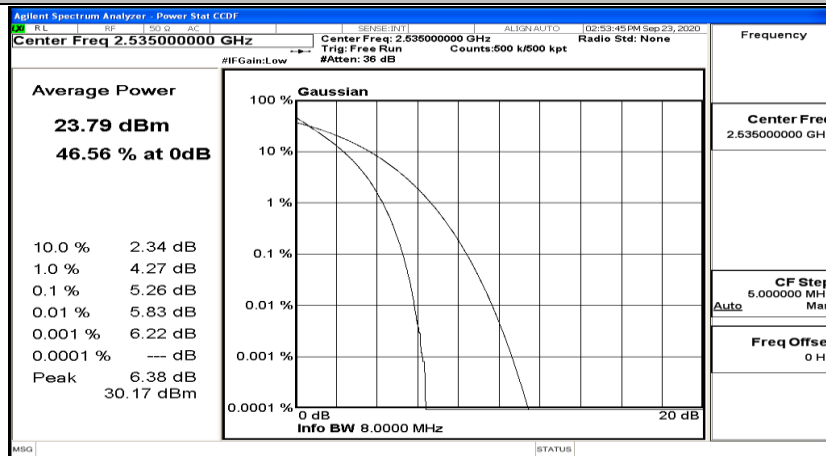
Peak-to Average Ratio Test Graph(s) (Channel Bandwidth: 5 MHz)_HCH_16QAM



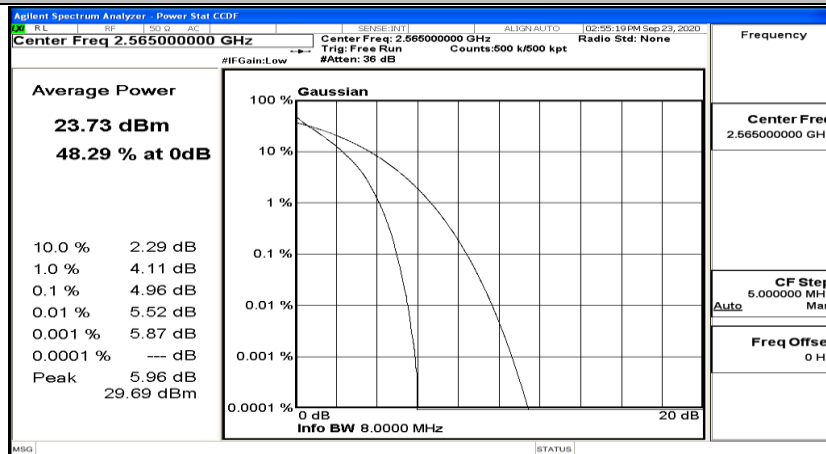
Peak-to Average Ratio Test Graph(s) (Channel Bandwidth: 10 MHz) _LCH_QPSK



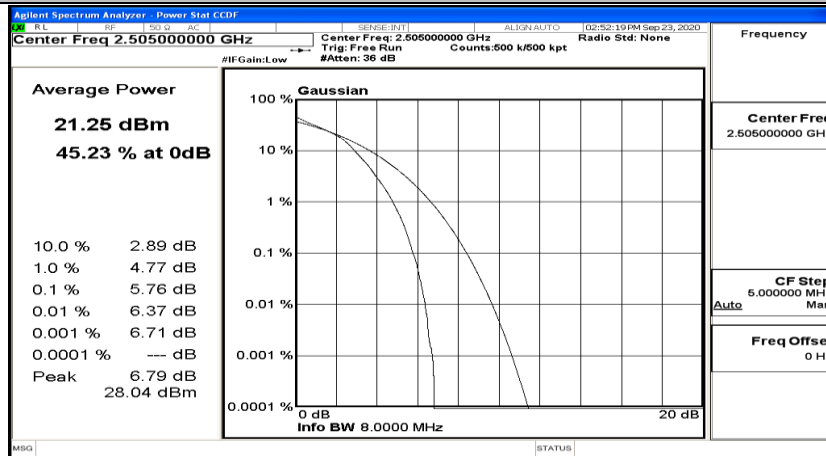
Peak-to Average Ratio Test Graph(s) (Channel Bandwidth: 10 MHz) _MCH_QPSK



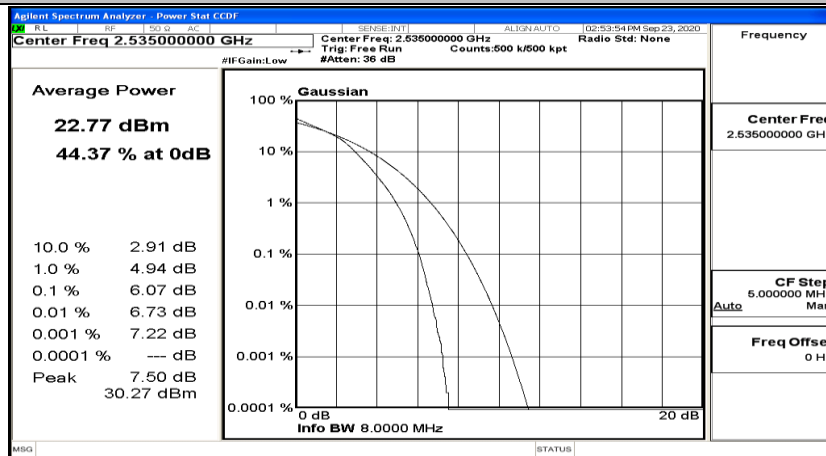
Peak-to Average Ratio Test Graph(s) (Channel Bandwidth: 10 MHz) _HCH_QPSK



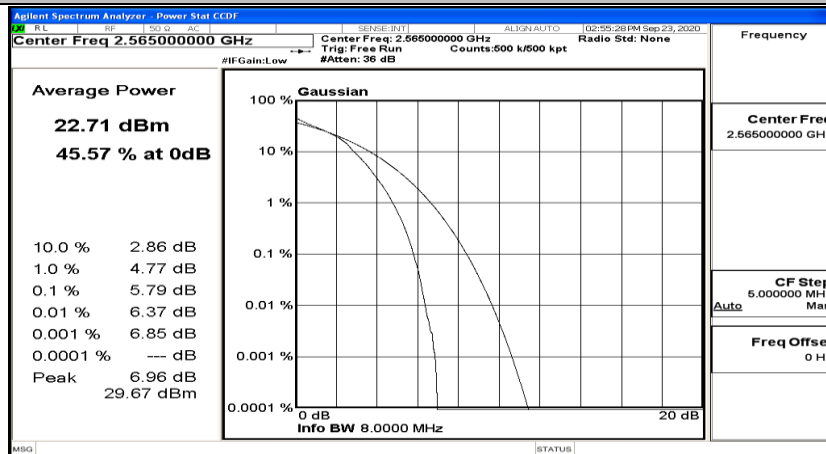
Peak-to Average Ratio Test Graph(s) (Channel Bandwidth: 10 MHz)_LCH_16QAM



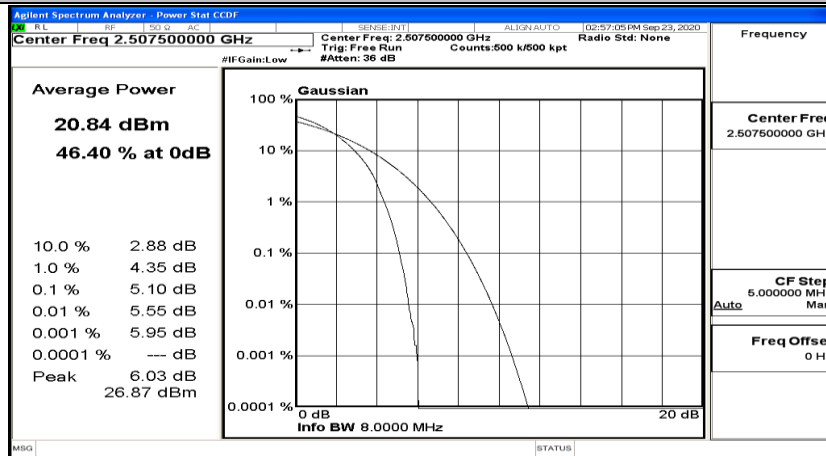
Peak-to Average Ratio Test Graph(s) (Channel Bandwidth: 10 MHz)_MCH_16QAM



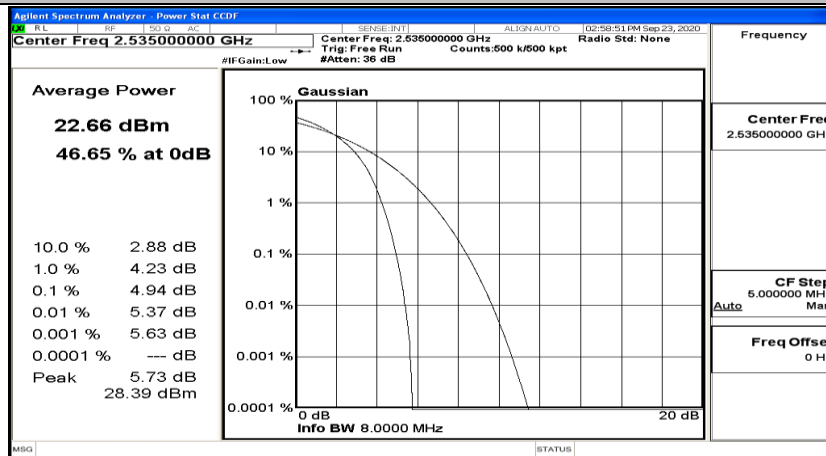
Peak-to Average Ratio Test Graph(s) (Channel Bandwidth: 10 MHz)_HCH_16QAM



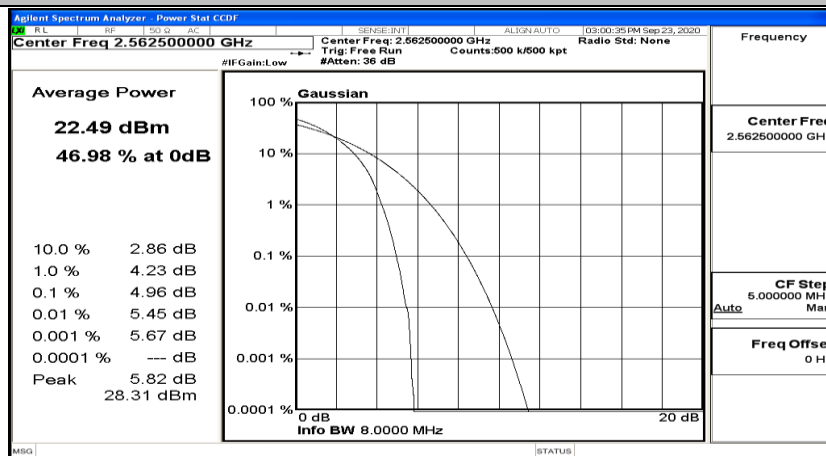
Peak-to Average Ratio Test Graph(s) (Channel Bandwidth:15 MHz)_LCH_QPSK



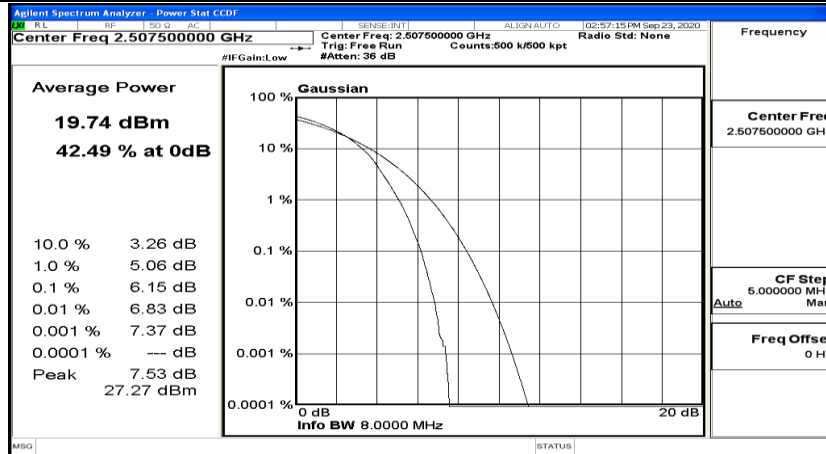
Peak-to Average Ratio Test Graph(s) (Channel Bandwidth:15 MHz)_MCH_QPSK



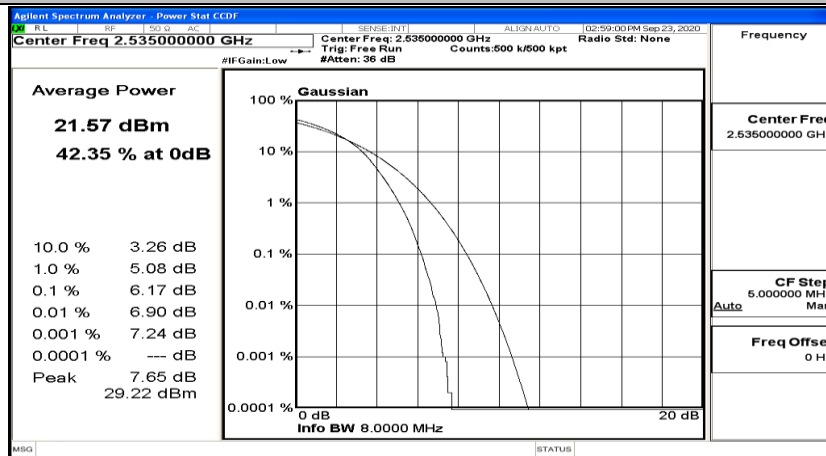
Peak-to Average Ratio Test Graph(s) (Channel Bandwidth:15 MHz)_HCH_QPSK



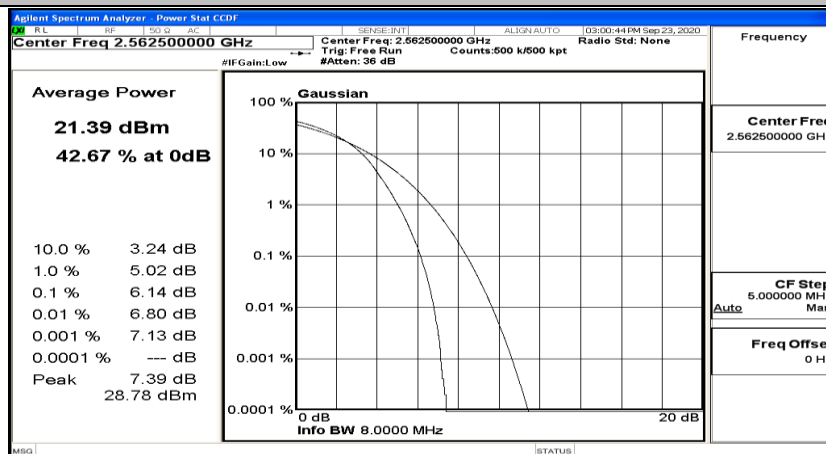
Peak-to Average Ratio Test Graph(s) (Channel Bandwidth:15 MHz)_LCH_16QAM



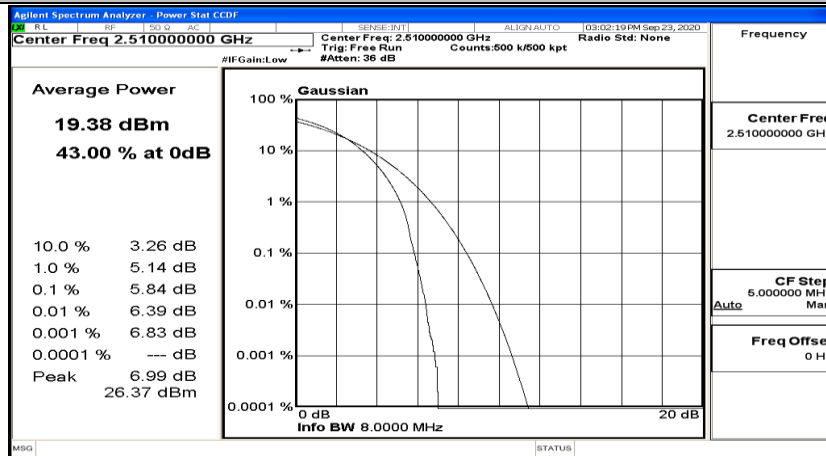
Peak-to Average Ratio Test Graph(s) (Channel Bandwidth:15 MHz)_MCH_16QAM



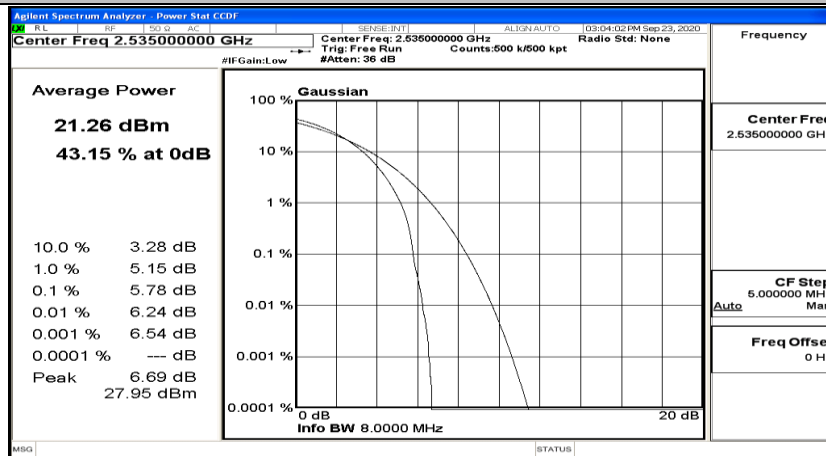
Peak-to Average Ratio Test Graph(s) (Channel Bandwidth:15 MHz)_HCH_16QAM



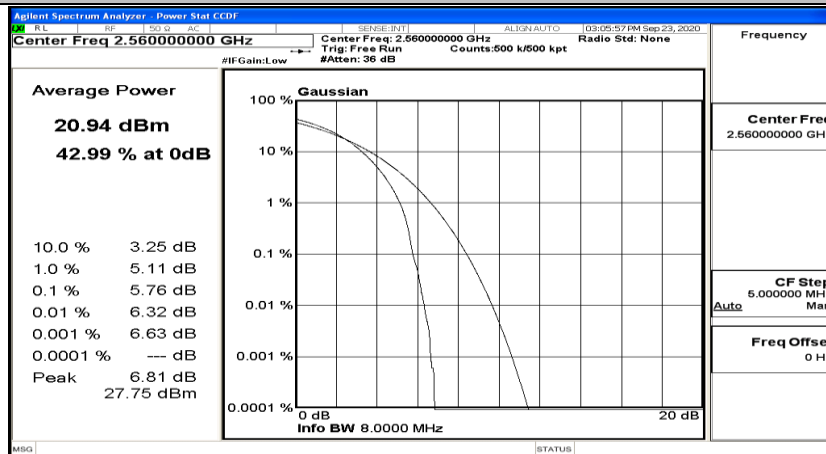
Peak-to Average Ratio Test Graph(s) (Channel Bandwidth:20 MHz)_LCH_QPSK



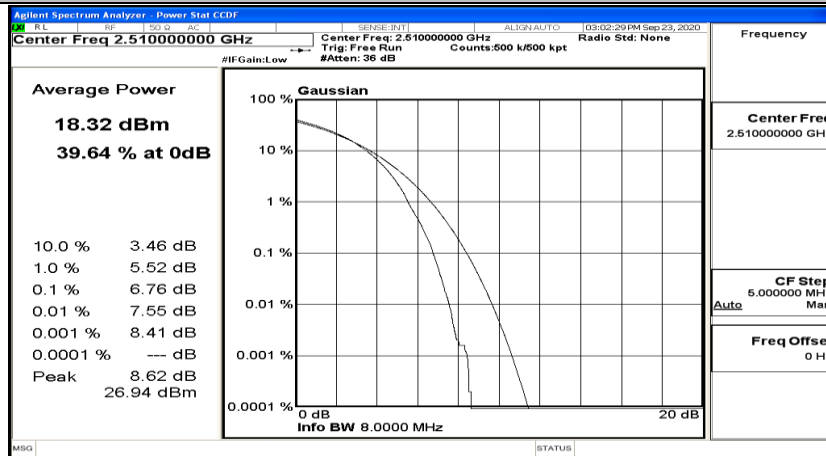
Peak-to Average Ratio Test Graph(s) (Channel Bandwidth:20 MHz)_MCH_QPSK



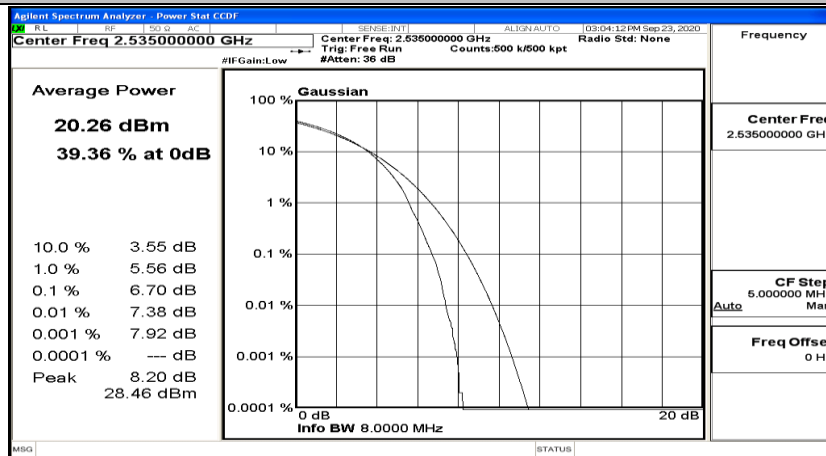
Peak-to Average Ratio Test Graph(s) (Channel Bandwidth:20 MHz)_HCH_QPSK



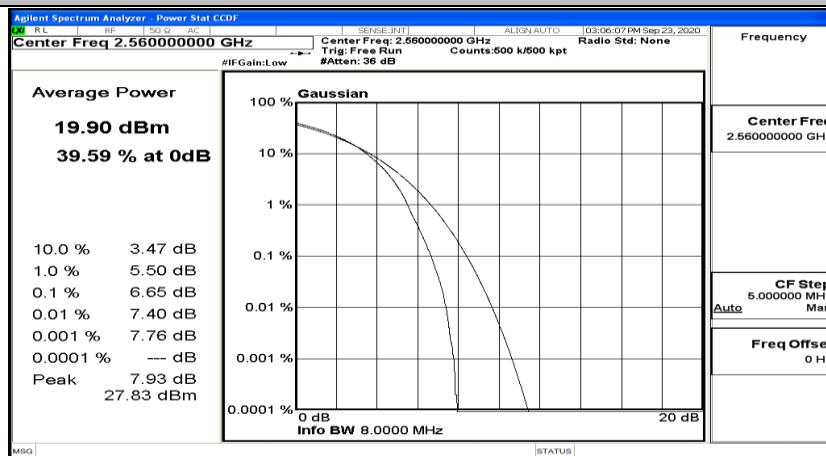
Peak-to Average Ratio Test Graph(s) (Channel Bandwidth:20 MHz)_LCH_16QAM



Peak-to Average Ratio Test Graph(s) (Channel Bandwidth:20 MHz)_MCH_16QAM



Peak-to Average Ratio Test Graph(s) (Channel Bandwidth:20 MHz)_HCH_16QAM



G.3 26dB Bandwidth and Occupied Bandwidth

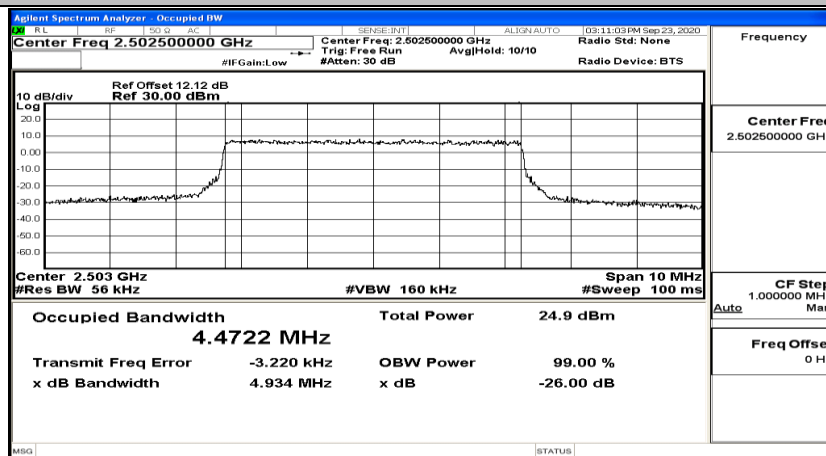
EBW & OBW Test Result (Channel Bandwidth: 5 MHz)				
Modulation	Channel	Occupied Bandwidth (MHz)	26dB Bandwidth (MHz)	Verdict
QPSK	LCH	4.4722	4.934	PASS
	MCH	4.4739	4.867	PASS
	HCH	4.4773	4.926	PASS
16QAM	LCH	4.4764	4.817	PASS
	MCH	4.4706	4.811	PASS
	HCH	4.4819	4.857	PASS

EBW & OBW Test Result (Channel Bandwidth: 10 MHz)				
Modulation	Channel	Occupied Bandwidth (MHz)	26dB Bandwidth (MHz)	Verdict
QPSK	LCH	8.9678	9.630	PASS
	MCH	8.9235	9.442	PASS
	HCH	8.9589	9.471	PASS
16QAM	LCH	8.9613	9.605	PASS
	MCH	8.9453	9.475	PASS
	HCH	8.9270	9.487	PASS

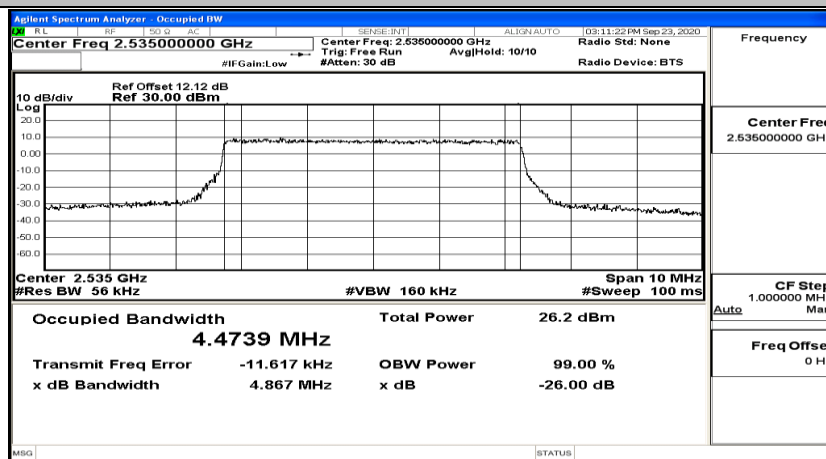
EBW & OBW Test Result (Channel Bandwidth: 15 MHz)				
Modulation	Channel	Occupied Bandwidth (MHz)	26dB Bandwidth (MHz)	Verdict
QPSK	LCH	13.468	17.90	PASS
	MCH	13.387	14.06	PASS
	HCH	13.424	14.26	PASS
16QAM	LCH	13.449	14.22	PASS
	MCH	13.397	14.08	PASS
	HCH	13.397	14.15	PASS

EBW & OBW Test Result (Channel Bandwidth: 20 MHz)				
Modulation	Channel	Occupied Bandwidth (MHz)	26dB Bandwidth (MHz)	Verdict
QPSK	LCH	17.919	18.78	PASS
	MCH	17.855	18.67	PASS
	HCH	17.861	18.71	PASS
16QAM	LCH	17.935	18.80	PASS
	MCH	17.840	18.58	PASS
	HCH	17.859	18.73	PASS

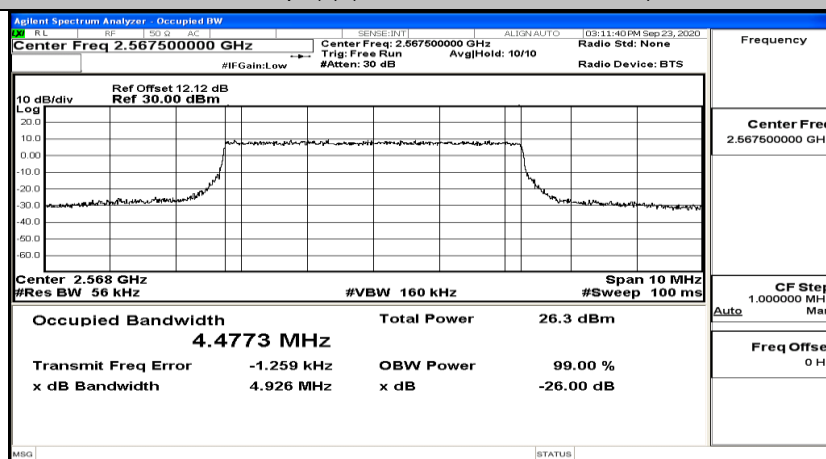
EBW & OBW Test Graph(s) (Channel Bandwidth: 5 MHz)_LCH_QPSK



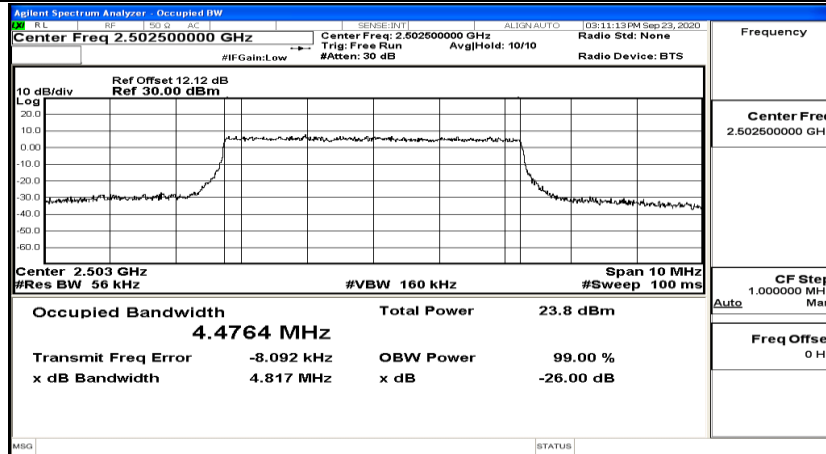
EBW & OBW Test Graph(s) (Channel Bandwidth: 5 MHz)_MCH_QPSK



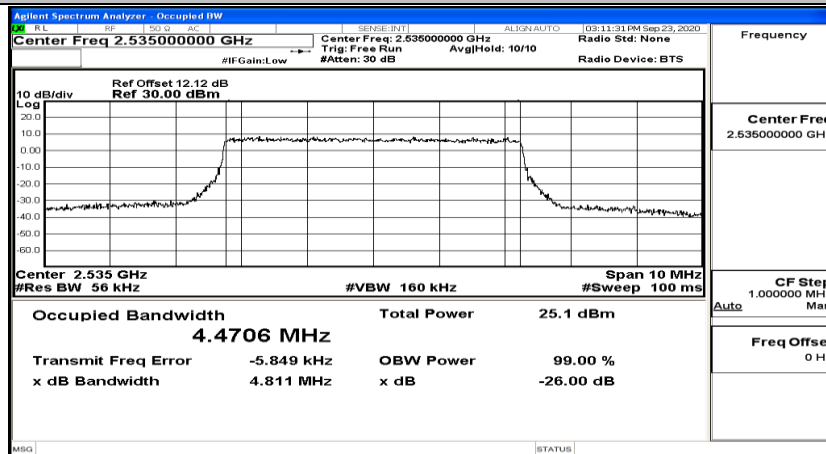
EBW & OBW Test Graph(s) (Channel Bandwidth: 5 MHz)_HCH_QPSK



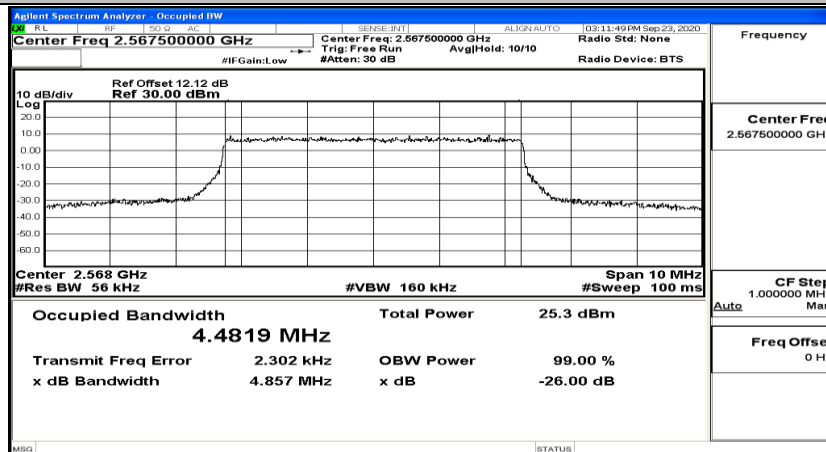
EBW & OBW Test Graph(s) (Channel Bandwidth: 5 MHz)_LCH_16QAM



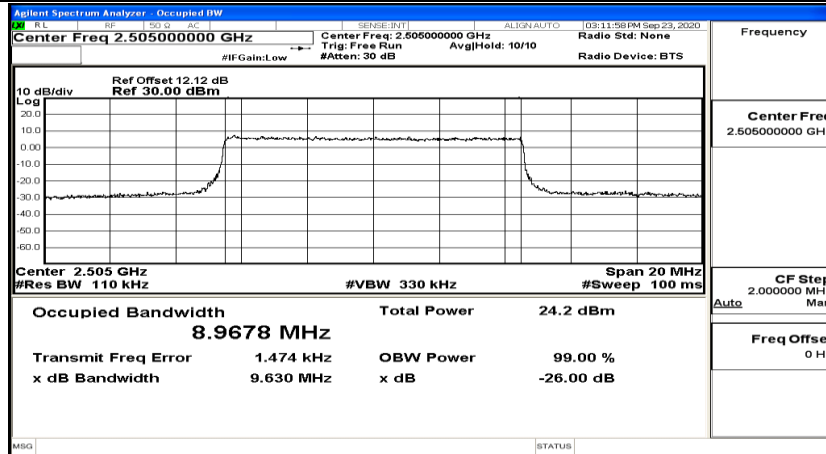
EBW & OBW Test Graph(s) (Channel Bandwidth: 5 MHz)_MCH_16QAM



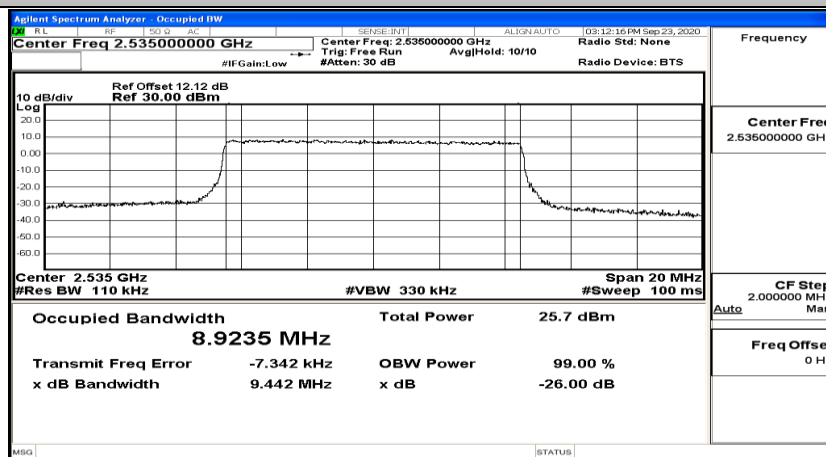
EBW & OBW Test Graph(s) (Channel Bandwidth: 5 MHz)_HCH_16QAM



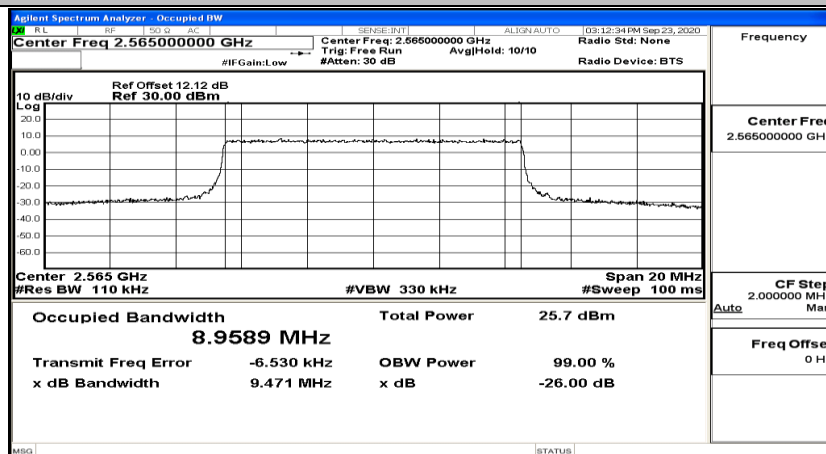
EBW & OBW Test Graph(s) (Channel Bandwidth: 10 MHz)_LCH_QPSK



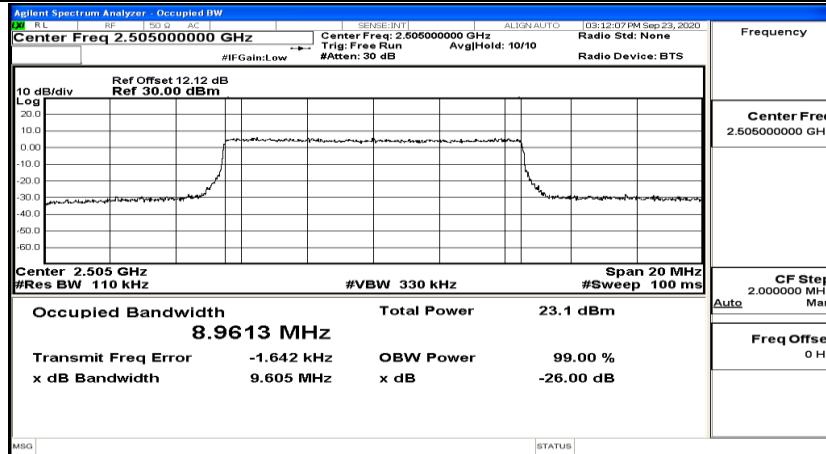
EBW & OBW Test Graph(s) (Channel Bandwidth: 10 MHz)_MCH_QPSK



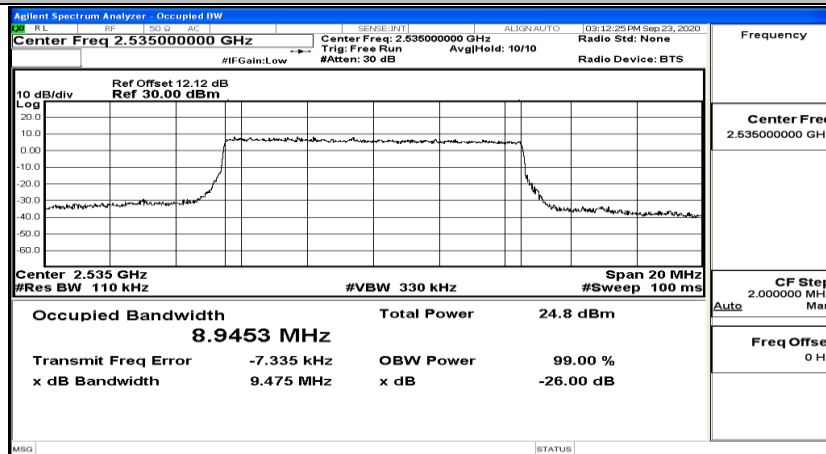
EBW & OBW Test Graph(s) (Channel Bandwidth: 10 MHz)_HCH_QPSK



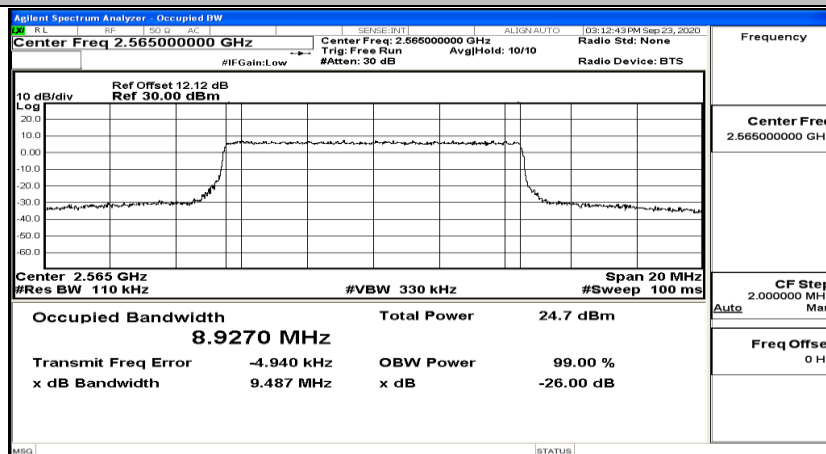
EBW & OBW Test Graph(s) (Channel Bandwidth: 10 MHz)_LCH_16QAM



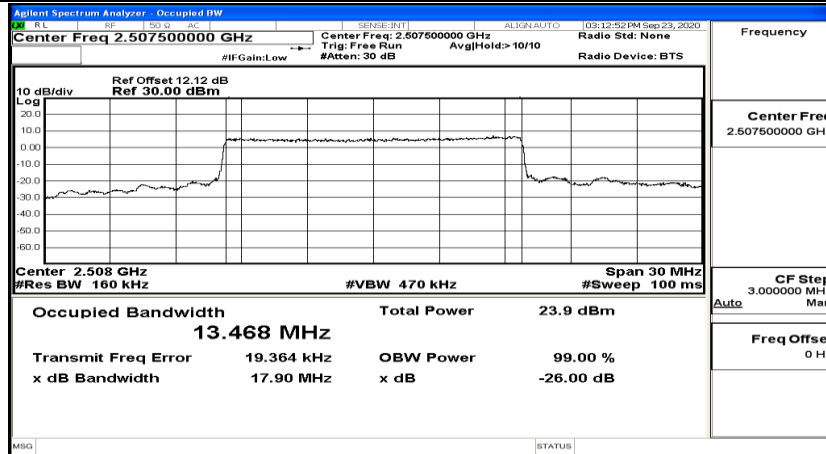
EBW & OBW Test Graph(s) (Channel Bandwidth: 10 MHz)_MCH_16QAM



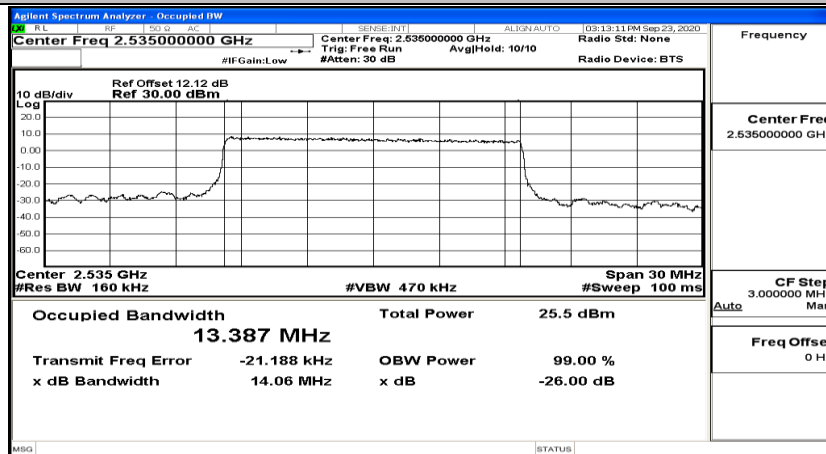
EBW & OBW Test Graph(s) (Channel Bandwidth: 10 MHz)_HCH_16QAM



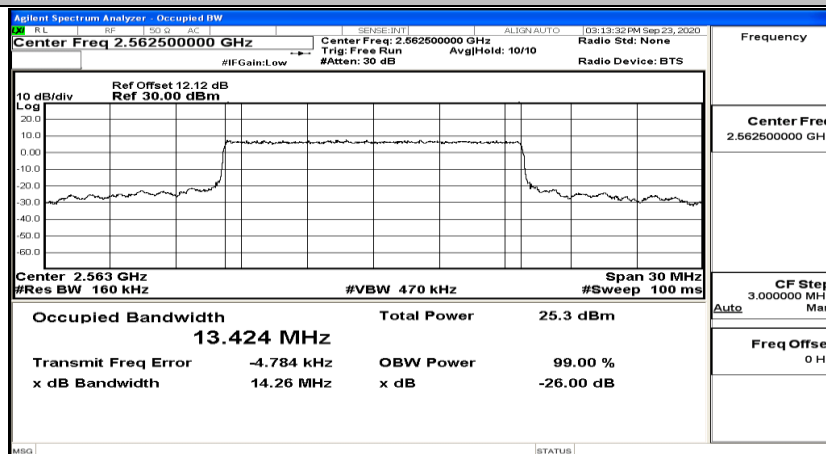
EBW & OBW Test Graph(s) (Channel Bandwidth:15 MHz)_LCH_QPSK



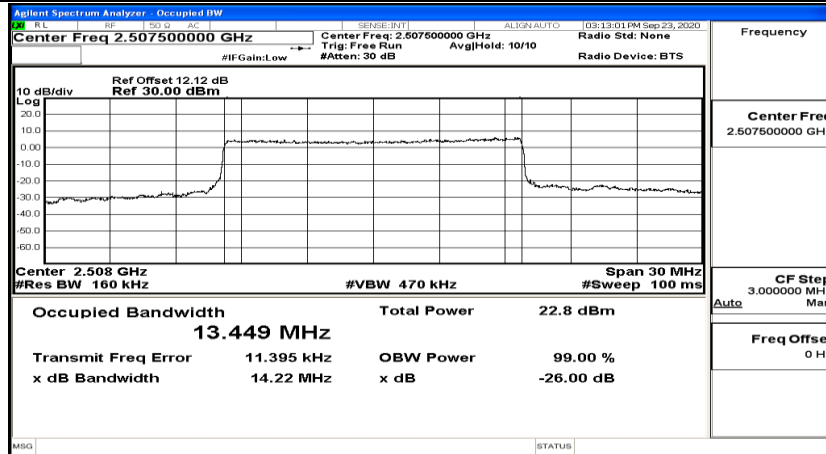
EBW & OBW Test Graph(s) (Channel Bandwidth:15 MHz)_MCH_QPSK



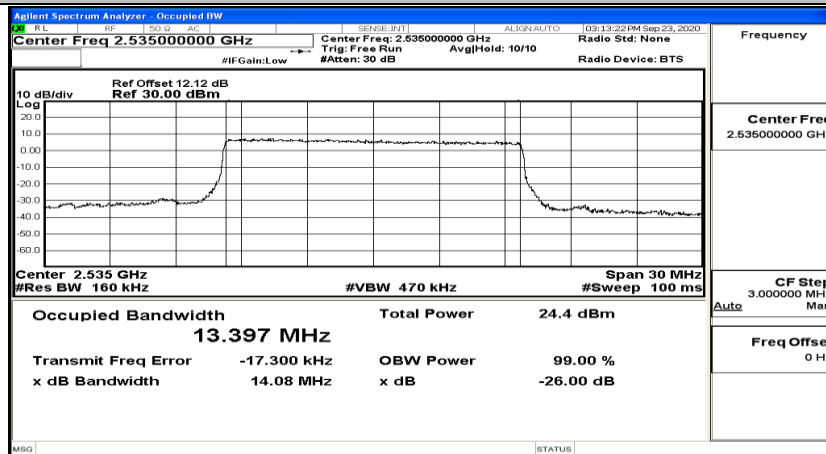
EBW & OBW Test Graph(s) (Channel Bandwidth:15 MHz)_HCH_QPSK



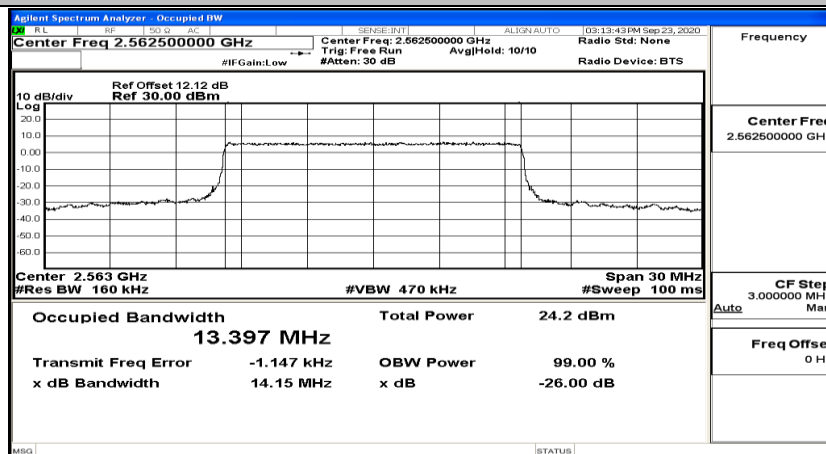
EBW & OBW Test Graph(s) (Channel Bandwidth:15 MHz)_LCH_16QAM



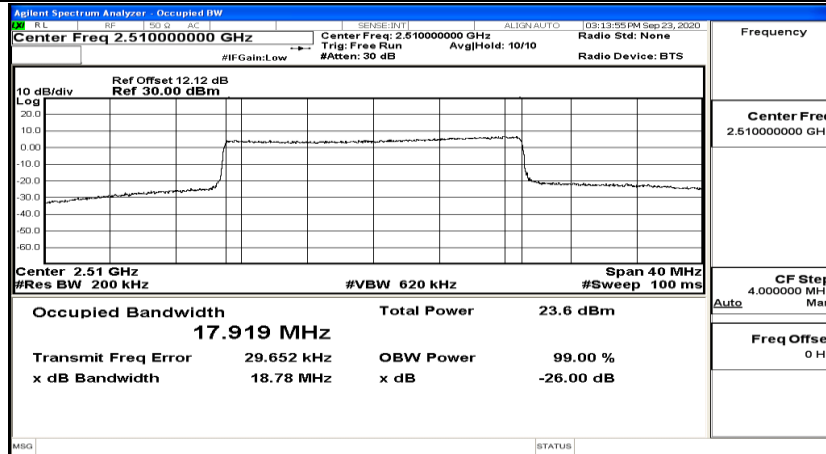
EBW & OBW Test Graph(s) (Channel Bandwidth:15 MHz)_MCH_16QAM



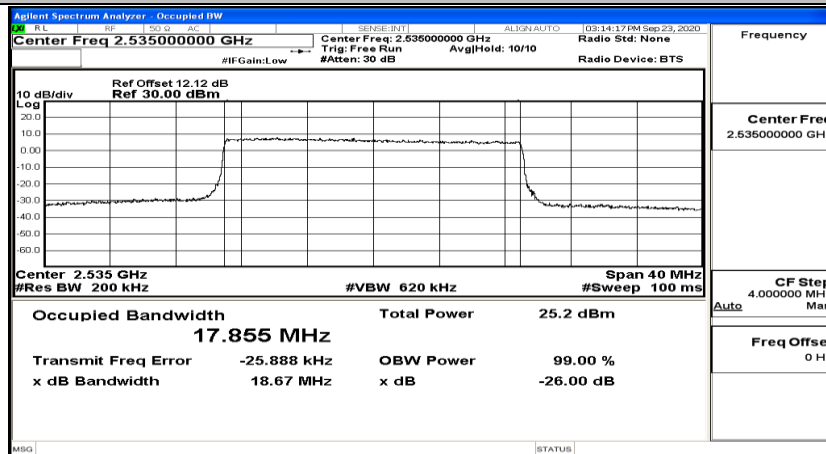
EBW & OBW Test Graph(s) (Channel Bandwidth:15 MHz)_HCH_16QAM



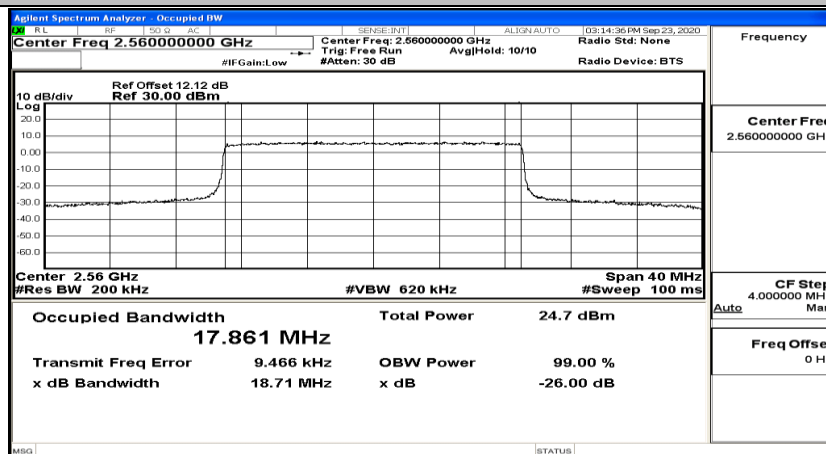
EBW & OBW Test Graph(s) (Channel Bandwidth:20 MHz)_LCH_QPSK



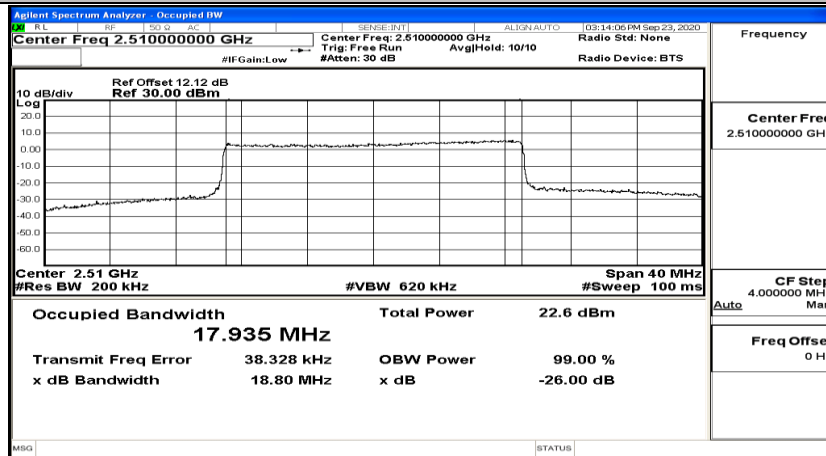
EBW & OBW Test Graph(s) (Channel Bandwidth:20 MHz)_MCH_QPSK



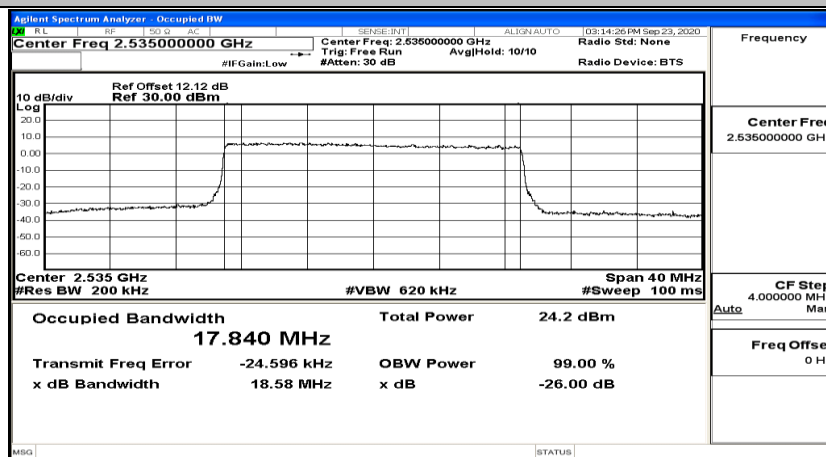
EBW & OBW Test Graph(s) (Channel Bandwidth:20 MHz)_HCH_QPSK



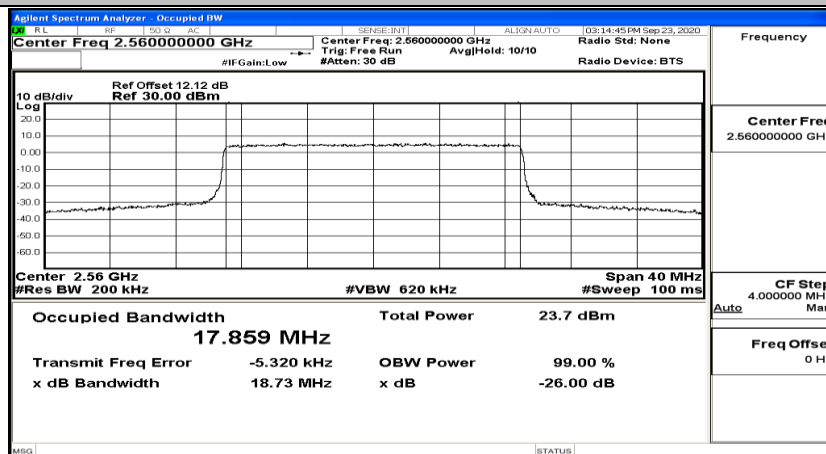
EBW & OBW Test Graph(s) (Channel Bandwidth:20 MHz)_LCH_16QAM



EBW & OBW Test Graph(s) (Channel Bandwidth:20 MHz)_MCH_16QAM

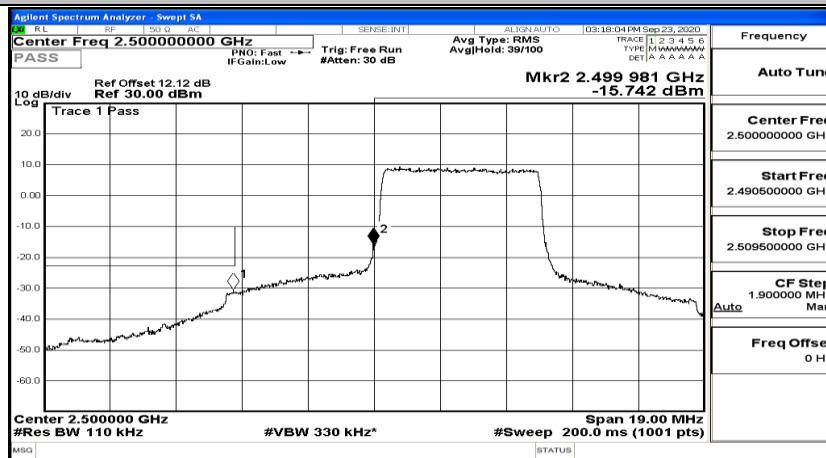


EBW & OBW Test Graph(s) (Channel Bandwidth:20 MHz)_HCH_16QAM

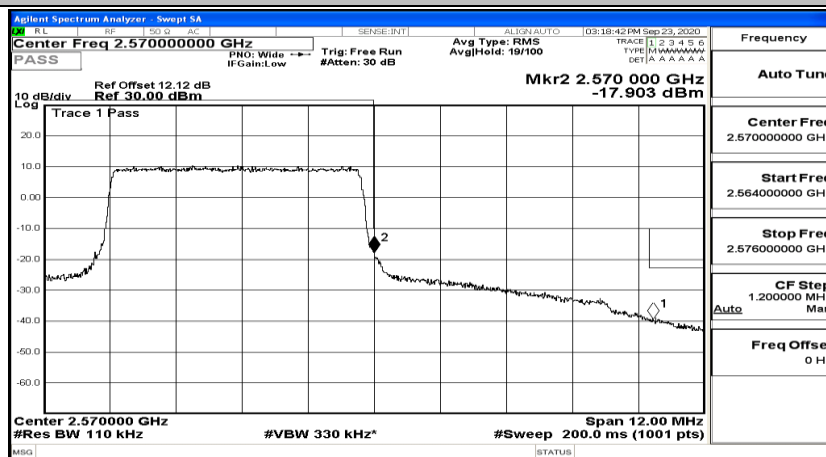


G.4 Band Edge

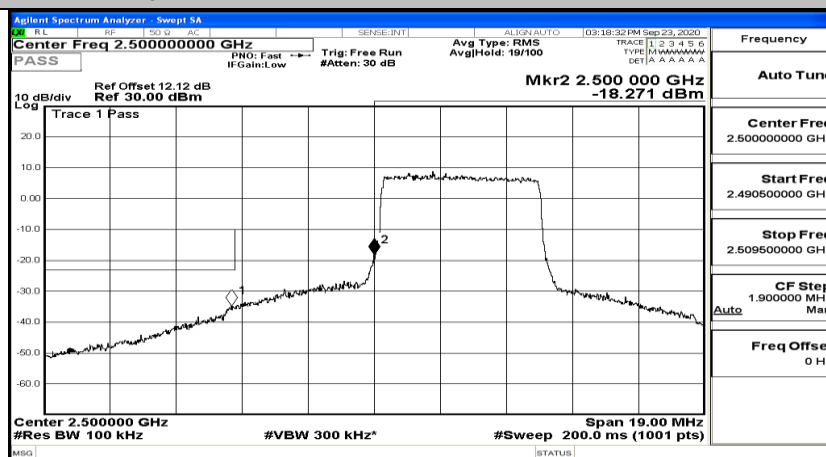
Band Edge Test Graph(s) (Channel Bandwidth: 5 MHz)_LCH_QPSK



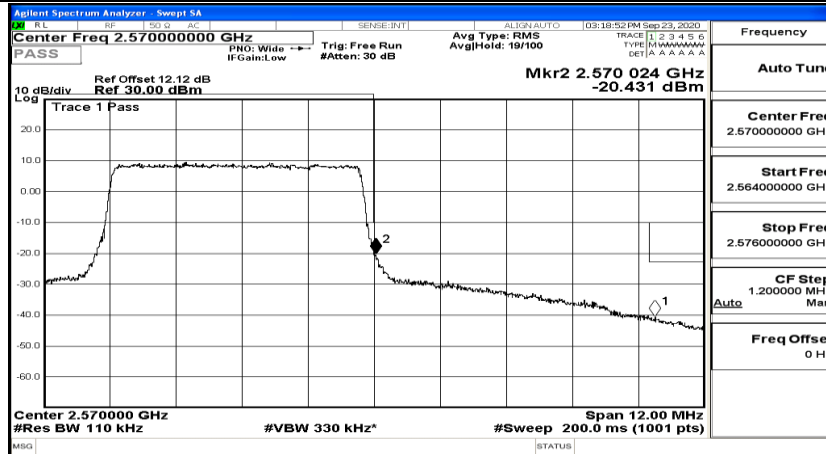
Band Edge Test Graph(s) (Channel Bandwidth: 5 MHz)_HCH_QPSK



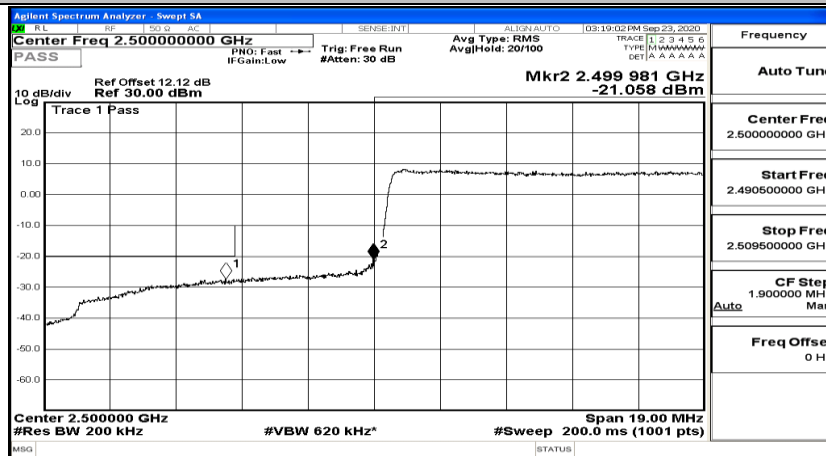
Band Edge Test Graph(s) (Channel Bandwidth: 5 MHz)_LCH_16QAM



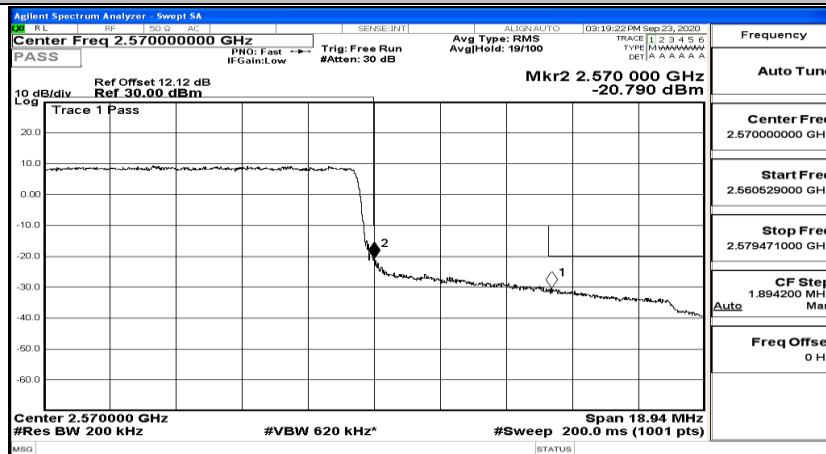
Band Edge Test Graph(s) (Channel Bandwidth: 5 MHz)_HCH_16QAM



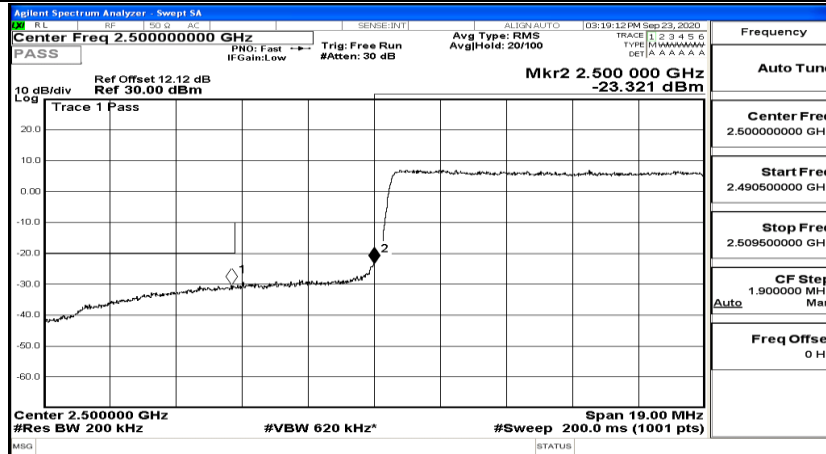
Band Edge Test Graph(s) (Channel Bandwidth: 10 MHz)_LCH_QPSK



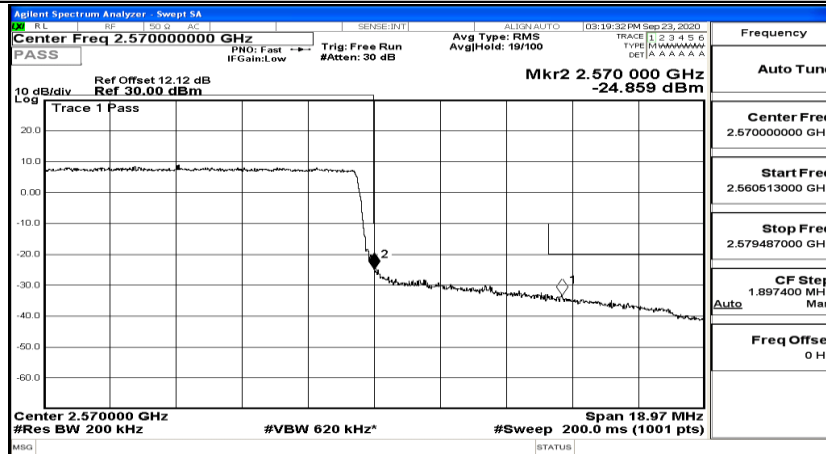
Band Edge Test Graph(s) (Channel Bandwidth: 10 MHz)_HCH_QPSK



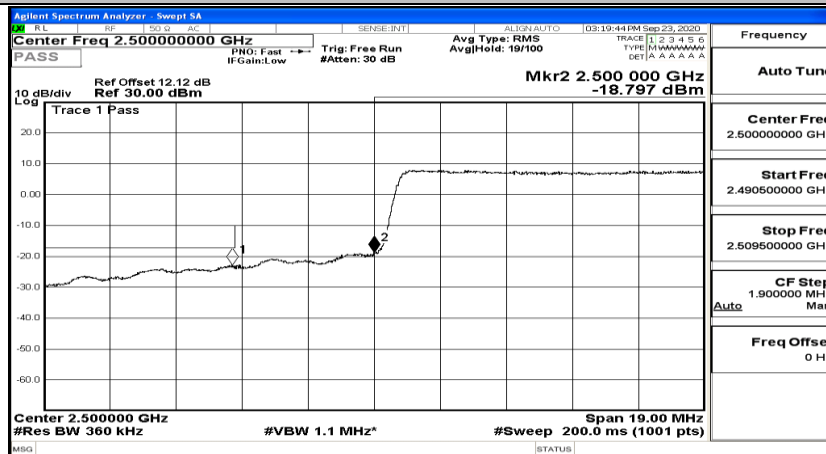
Band Edge Test Graph(s) (Channel Bandwidth: 10 MHz) LCH_16QAM



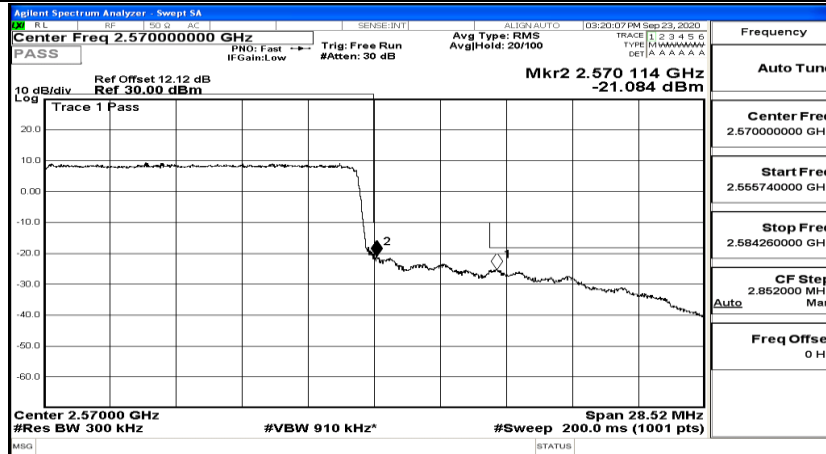
Band Edge Test Graph(s) (Channel Bandwidth: 10 MHz) HCH_16QAM



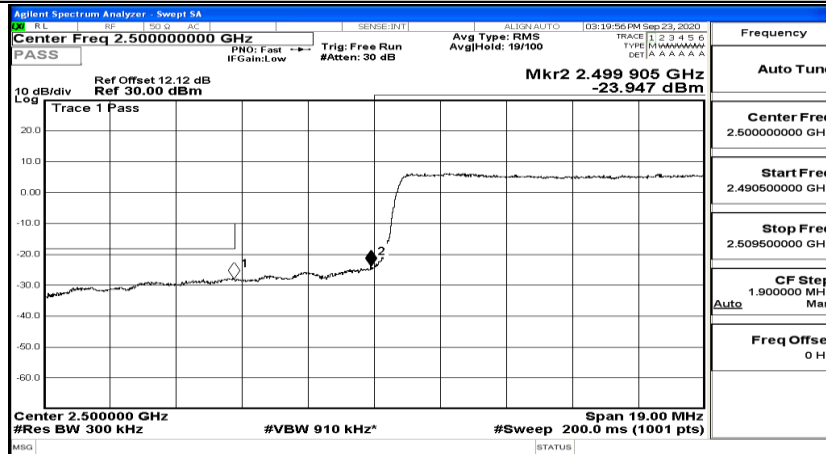
Band Edge Test Graph(s) (Channel Bandwidth:15 MHz) LCH_QPSK



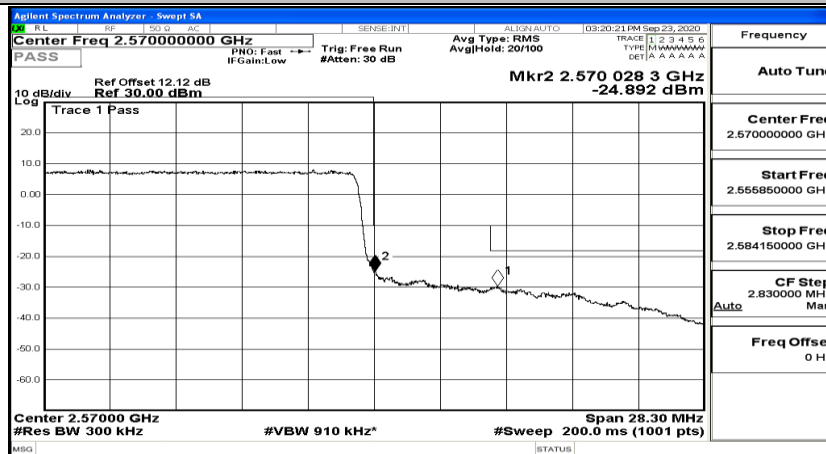
Band Edge Test Graph(s) (Channel Bandwidth:15 MHz)_HCH_QPSK



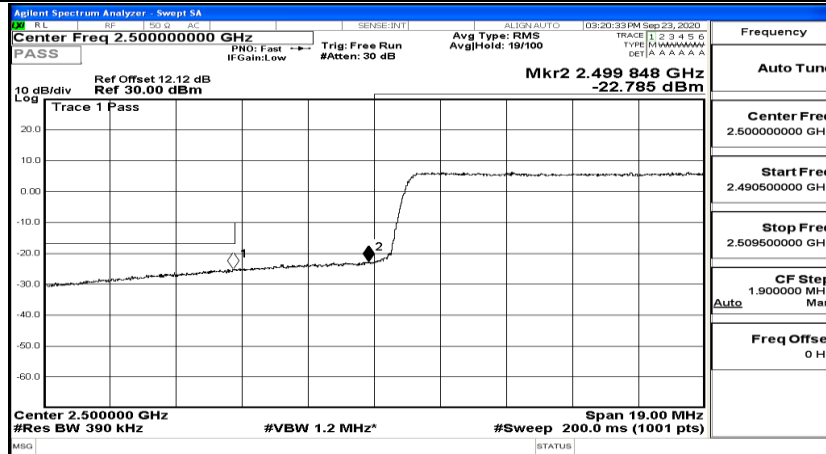
Band Edge Test Graph(s) (Channel Bandwidth:15 MHz)_LCH_16QAM



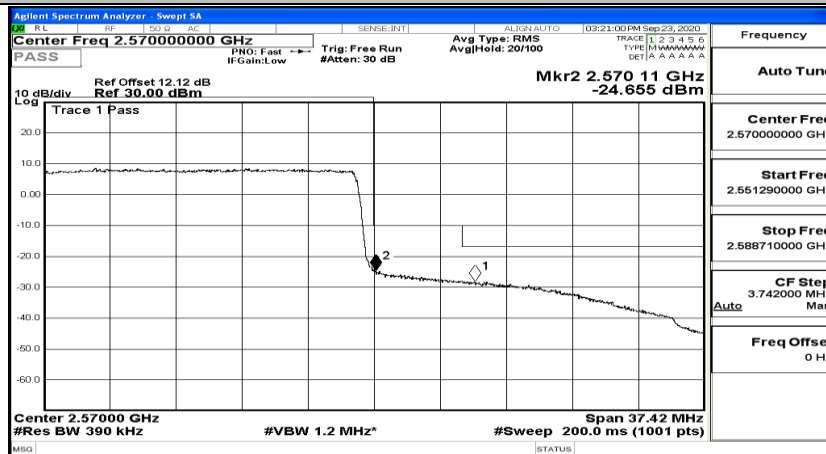
Band Edge Test Graph(s) (Channel Bandwidth:15 MHz)_HCH_16QAM



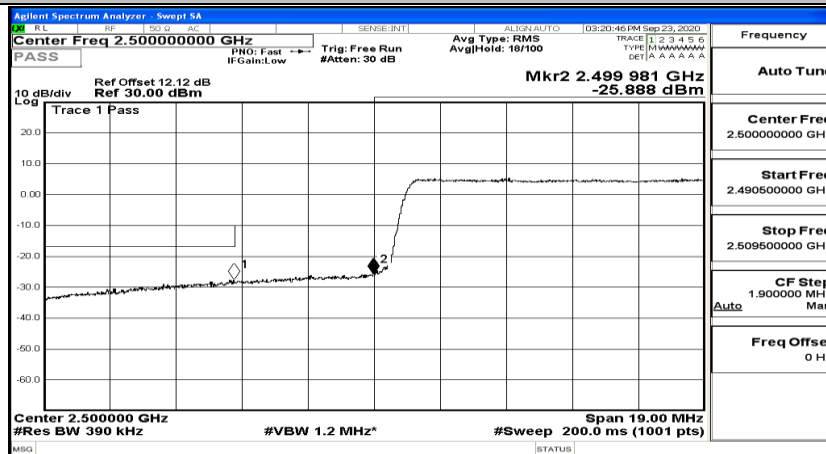
Band Edge Test Graph(s) (Channel Bandwidth:20 MHz) _LCH_QPSK



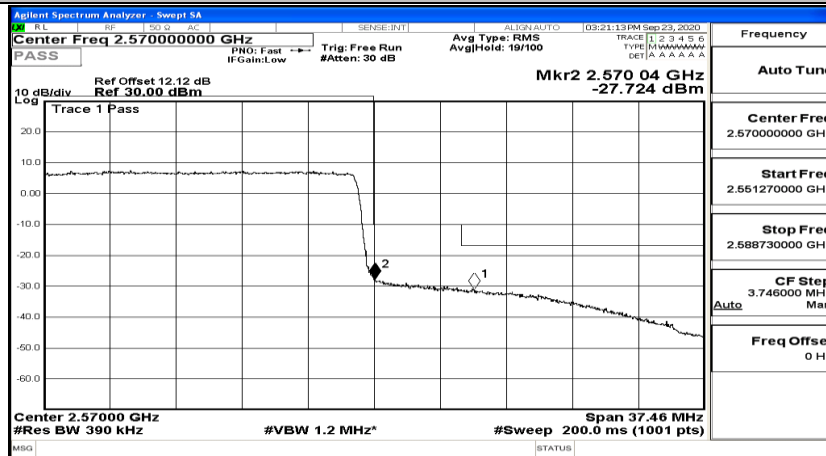
Band Edge Test Graph(s) (Channel Bandwidth:20 MHz) _HCH_QPSK

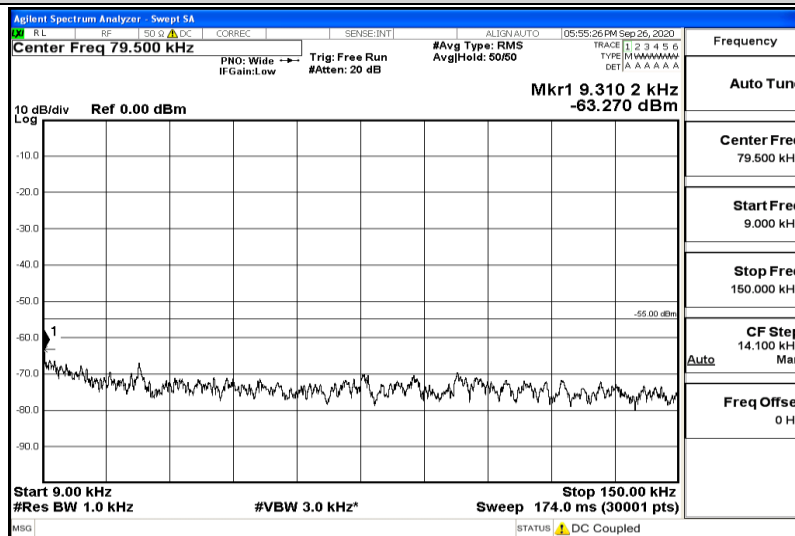
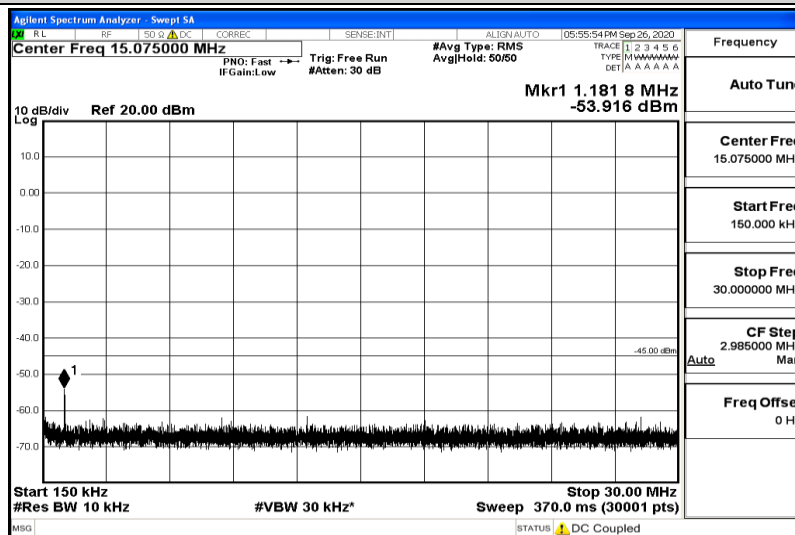


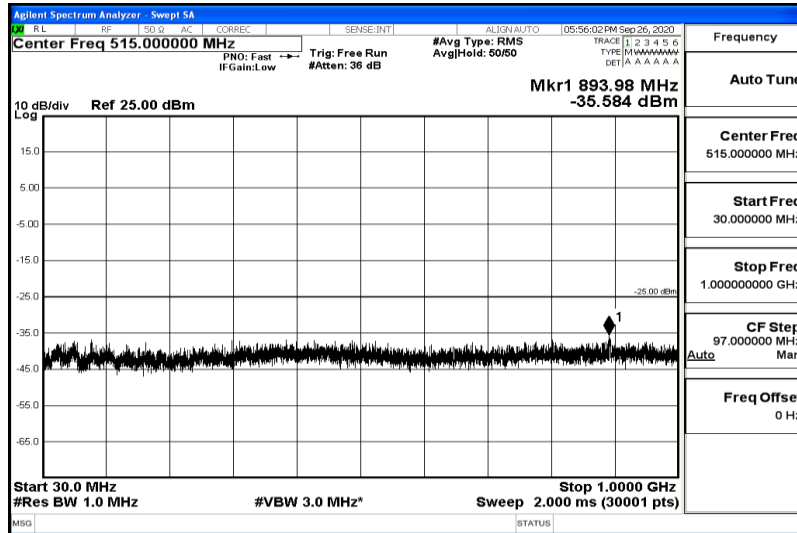
Band Edge Test Graph(s) (Channel Bandwidth:20 MHz) _LCH_16QAM



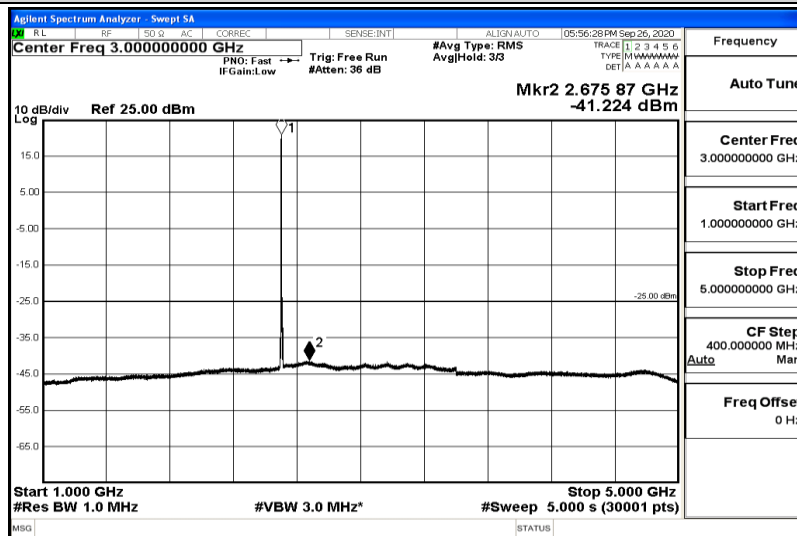
Band Edge Test Graph(s) (Channel Bandwidth:20 MHz)_HCH_16QAM



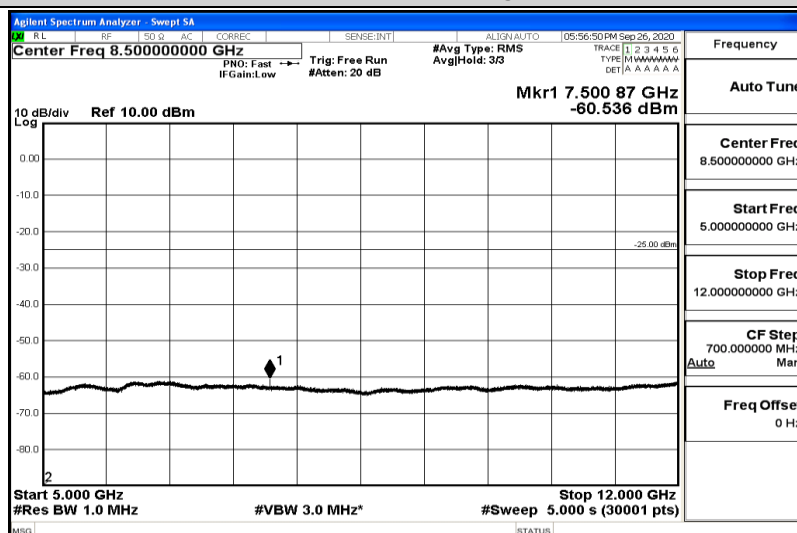
G.5 Conducted Spurious Emission**Channel Bandwidth: 5 MHz****Band7-5MHz-QPSK-20775-1RB#0-Range1:0.009~0.15MHz****Band7-5MHz-QPSK-20775-1RB#0-Range2:0.15~30MHz****Band7-5MHz-QPSK-20775-1RB#0-Range3:30~1000MHz**



Band7-5MHz-QPSK-20775-1RB#0-Range4:1000~5000MHz



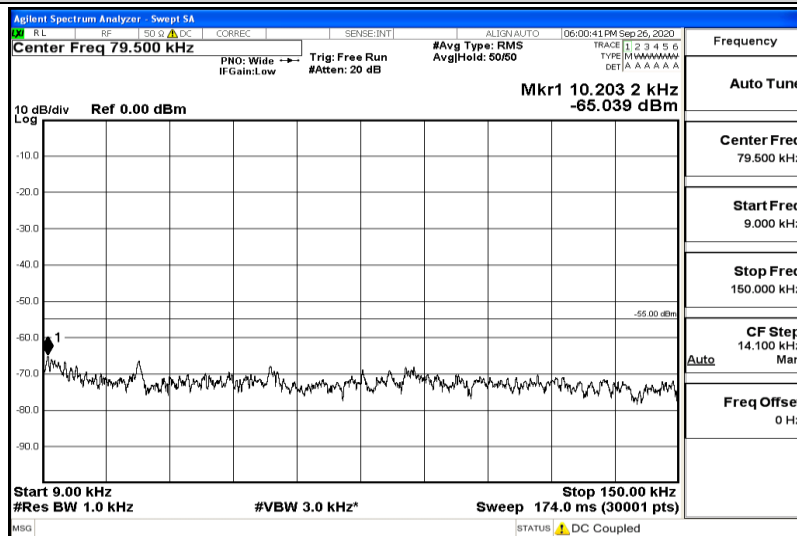
Band7-5MHz-QPSK-20775-1RB#0-Range5:5000~12000MHz



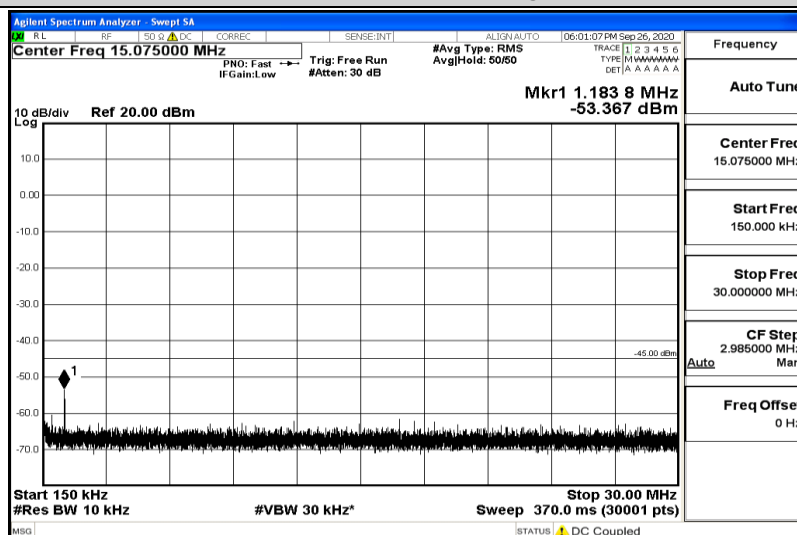
Band7-5MHz-QPSK-20775-1RB#0-Range6:12000~26500MHz



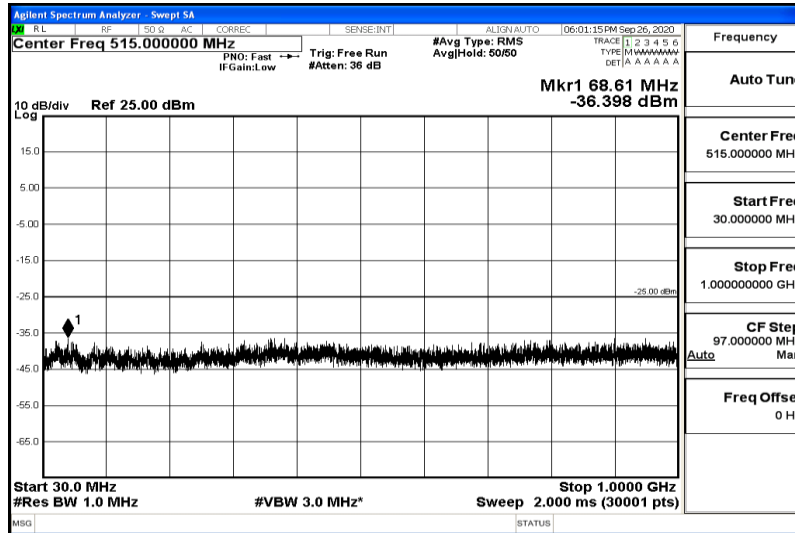
Band7-5MHz-QPSK-21100-1RB#0-Range1:0.009~0.15MHz



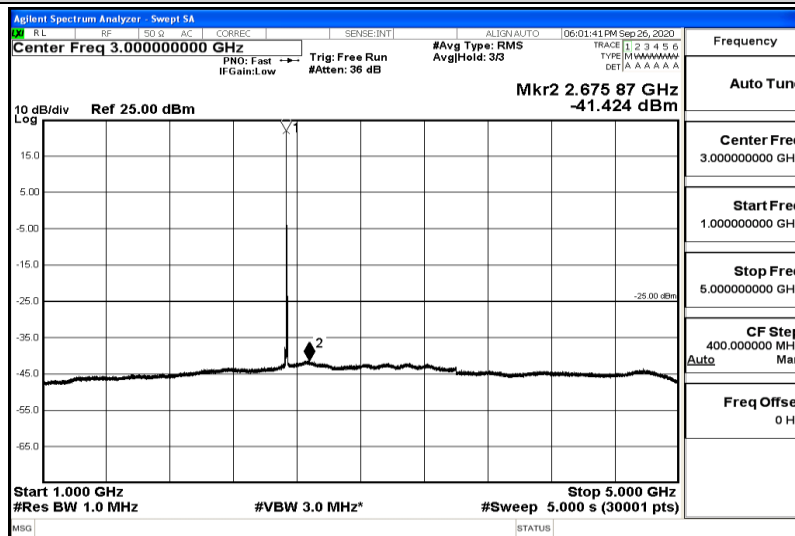
Band7-5MHz-QPSK-21100-1RB#0-Range2:0.15~30MHz



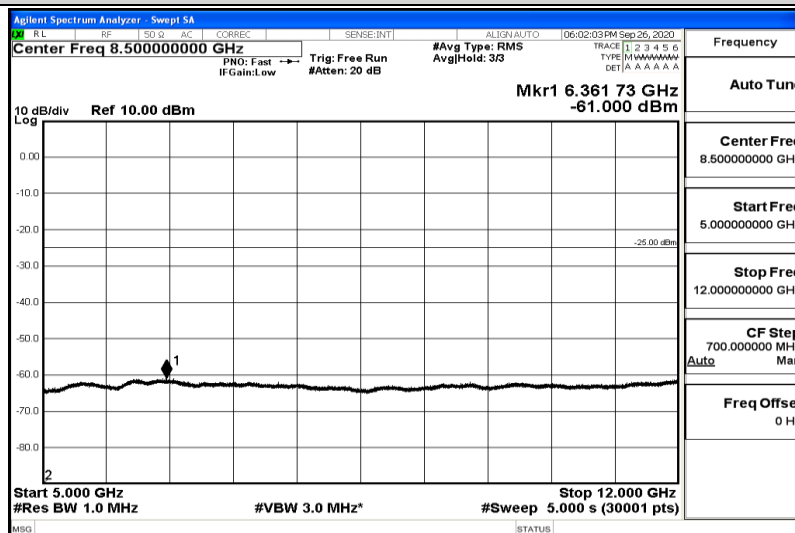
Band7-5MHz-QPSK-21100-1RB#0-Range3:30~1000MHz



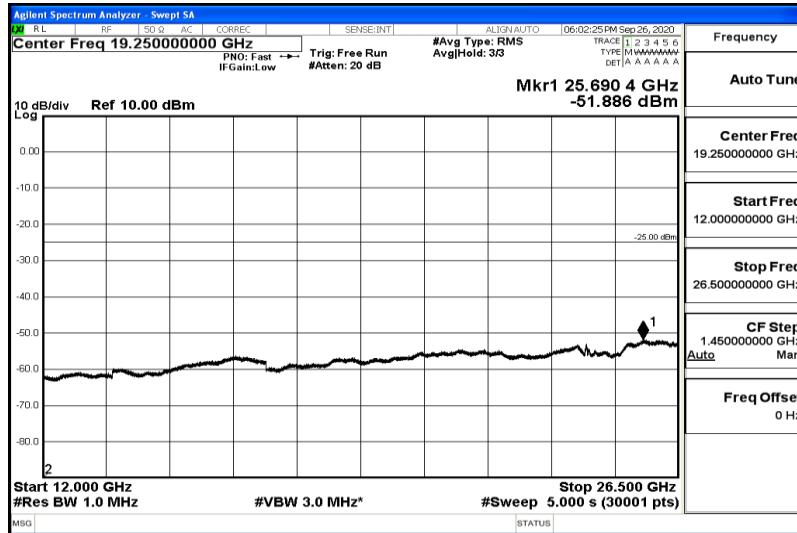
Band7-5MHz-QPSK-21100-1RB#0-Range4:1000~5000MHz



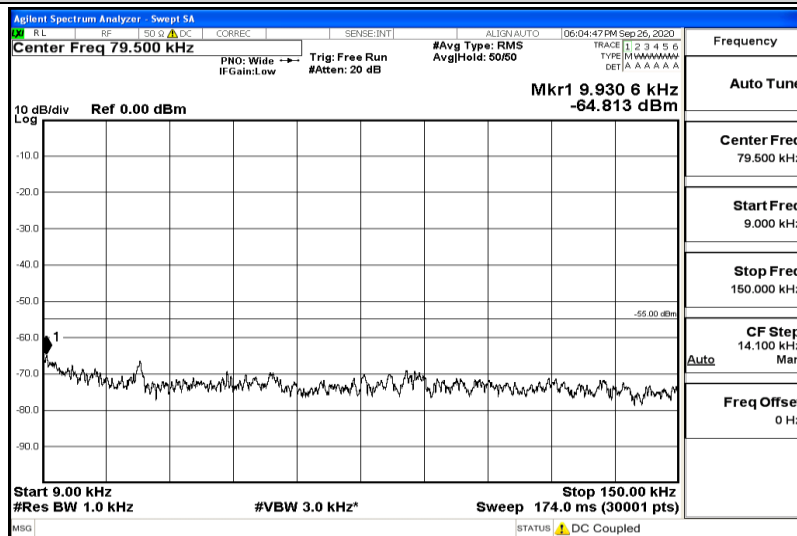
Band7-5MHz-QPSK-21100-1RB#0-Range5:5000~12000MHz



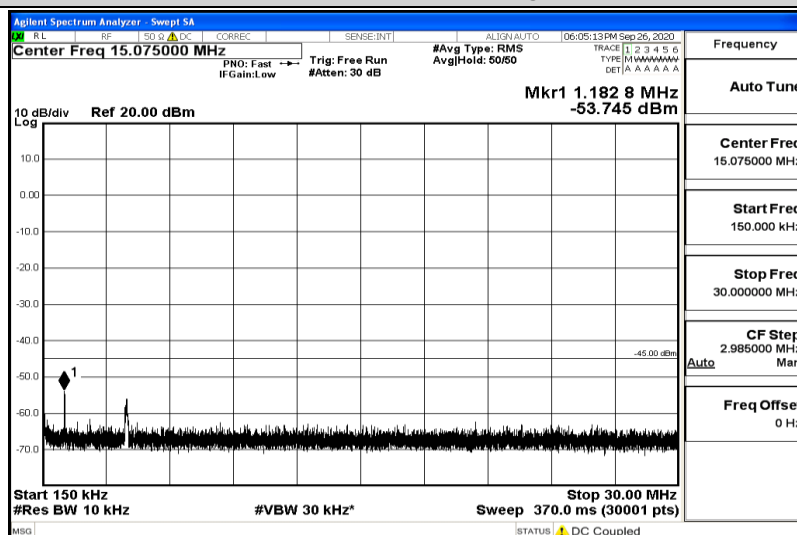
Band7-5MHz-QPSK-21100-1RB#0-Range6:12000~26500MHz



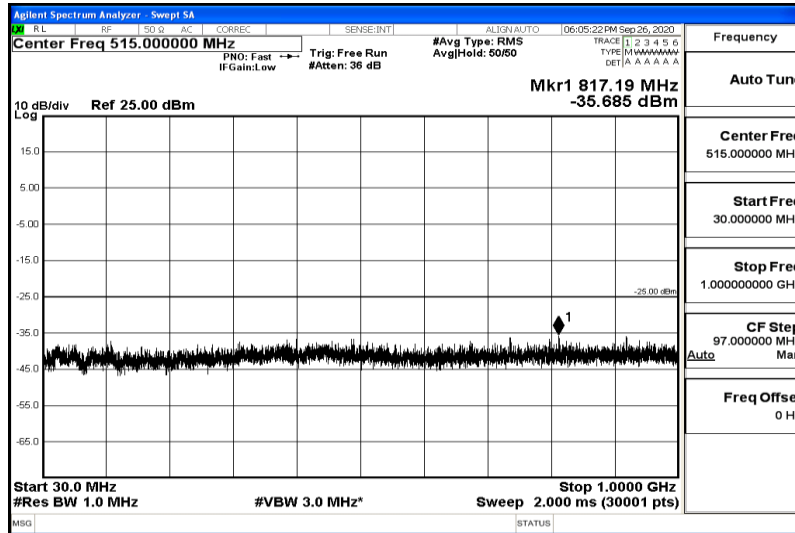
Band7-5MHz-QPSK-21425-1RB#0-Range1:0.009~0.15MHz



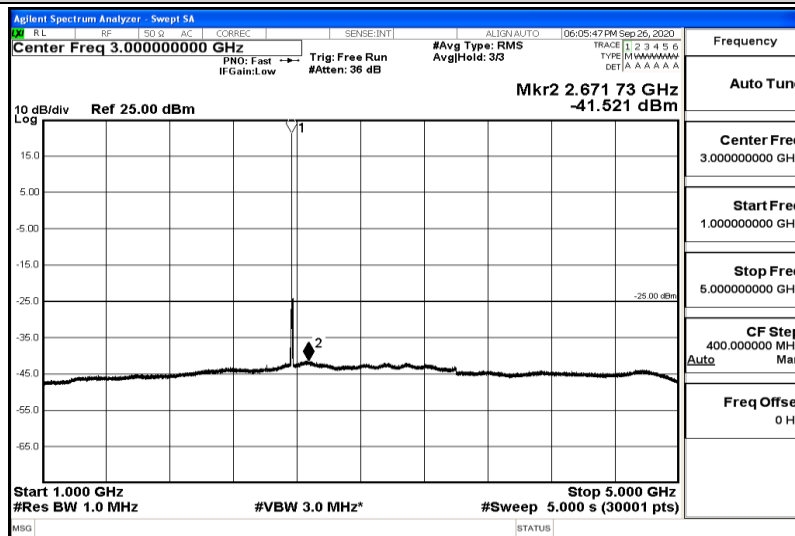
Band7-5MHz-QPSK-21425-1RB#0-Range2:0.15~30MHz



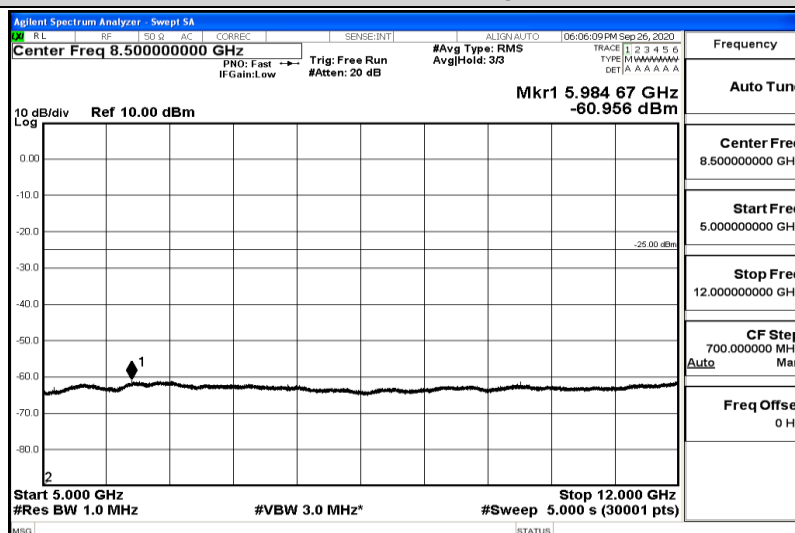
Band7-5MHz-QPSK-21425-1RB#0-Range3:30~1000MHz



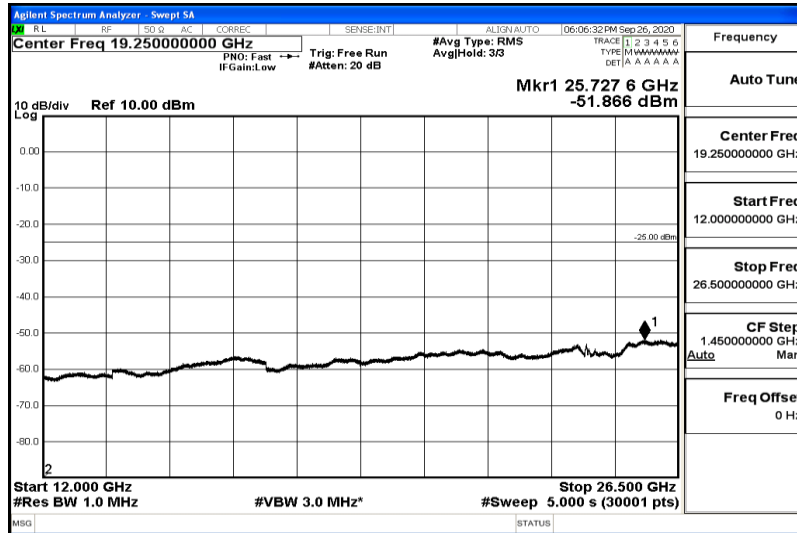
Band7-5MHz-QPSK-21425-1RB#0-Range4:1000~5000MHz



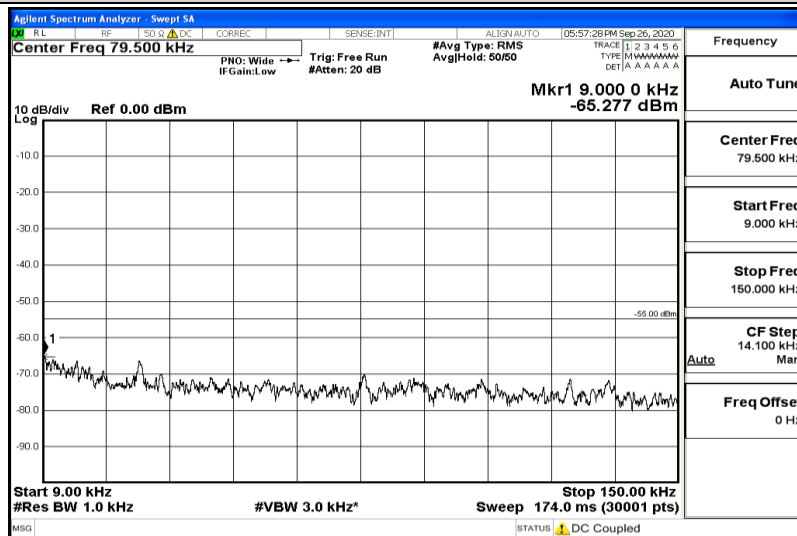
Band7-5MHz-QPSK-21425-1RB#0-Range5:5000~12000MHz



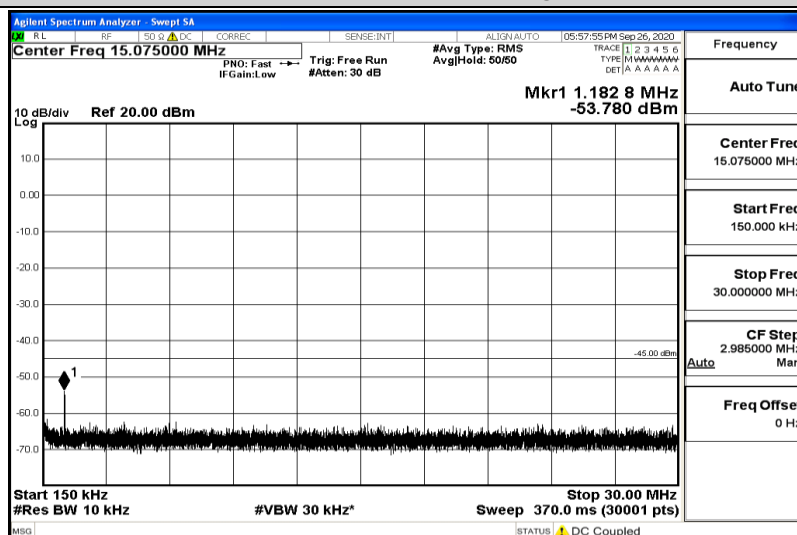
Band7-5MHz-QPSK-21425-1RB#0-Range6:12000~26500MHz



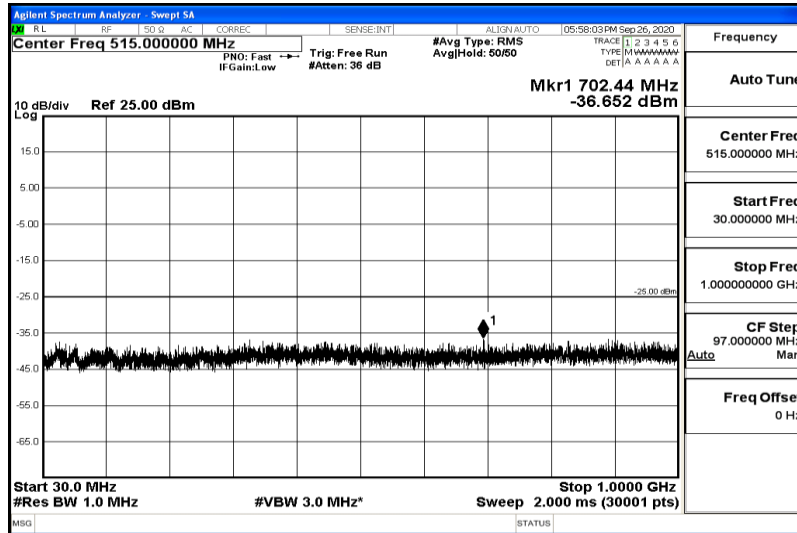
Band7-5MHz-16QAM-20775-1RB#0-Range1:0.009~0.15MHz



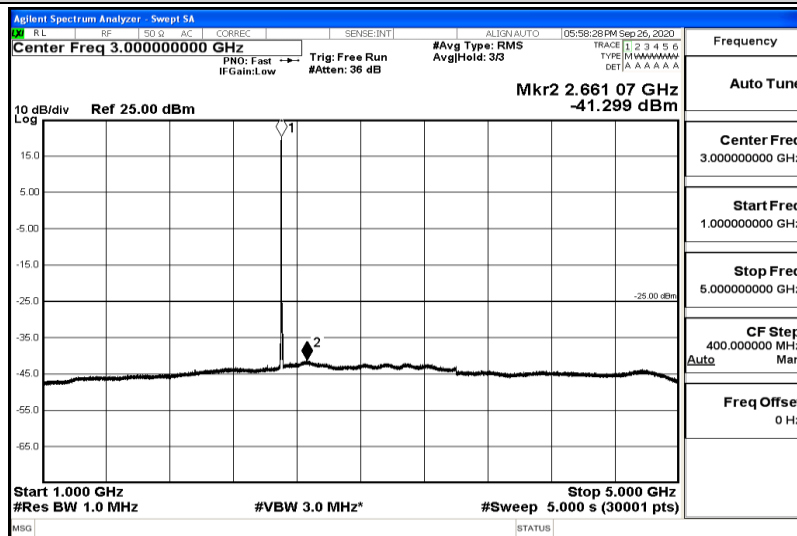
Band7-5MHz-16QAM-20775-1RB#0-Range2:0.15~30MHz



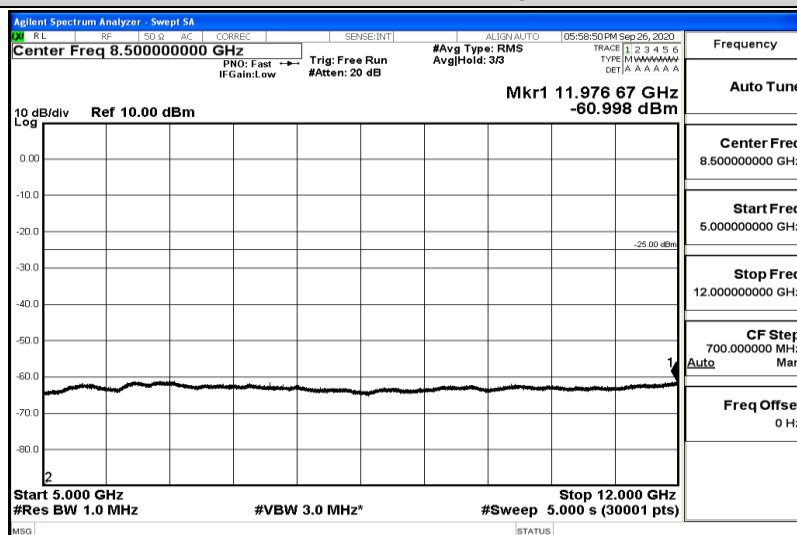
Band7-5MHz-16QAM-20775-1RB#0-Range3:30~1000MHz



Band7-5MHz-16QAM-20775-1RB#0-Range4:1000~5000MHz



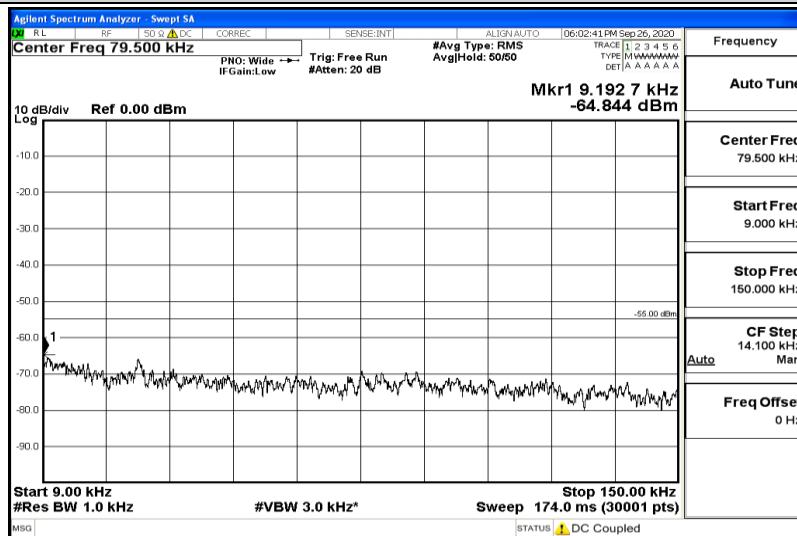
Band7-5MHz-16QAM-20775-1RB#0-Range5:5000~12000MHz



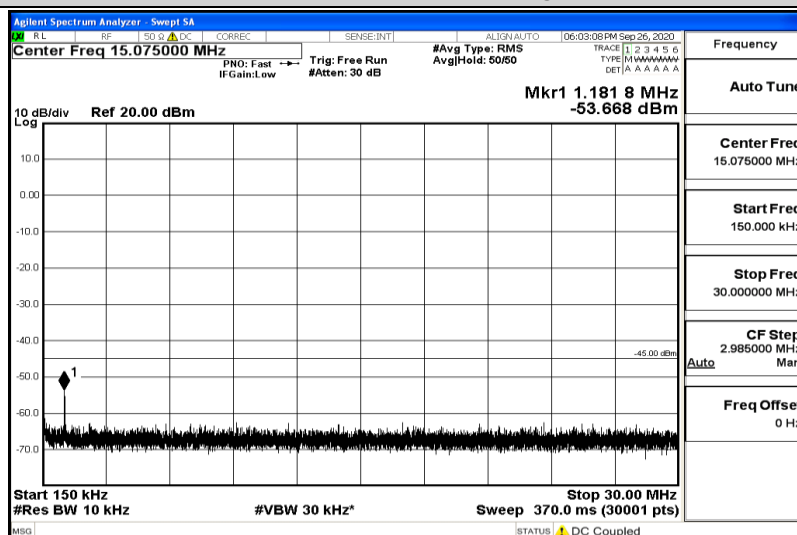
Band7-5MHz-16QAM-20775-1RB#0-Range6:12000~26500MHz



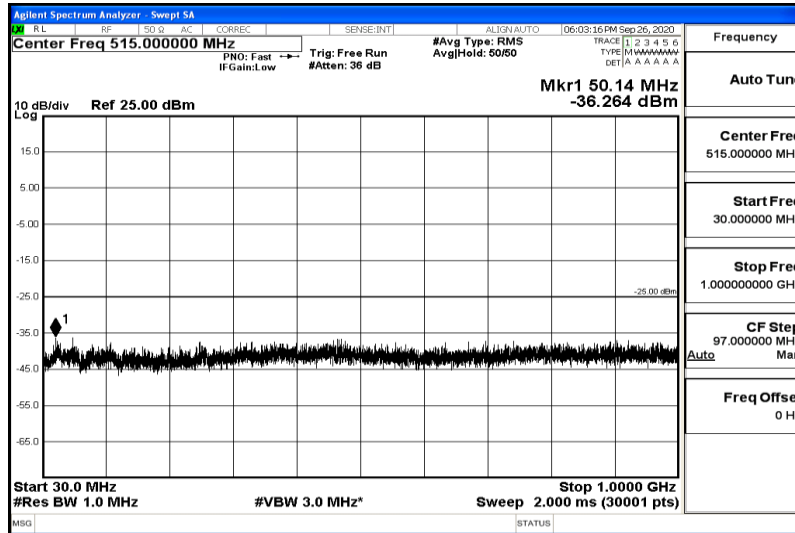
Band7-5MHz-16QAM-21100-1RB#0-Range1:0.009~0.15MHz



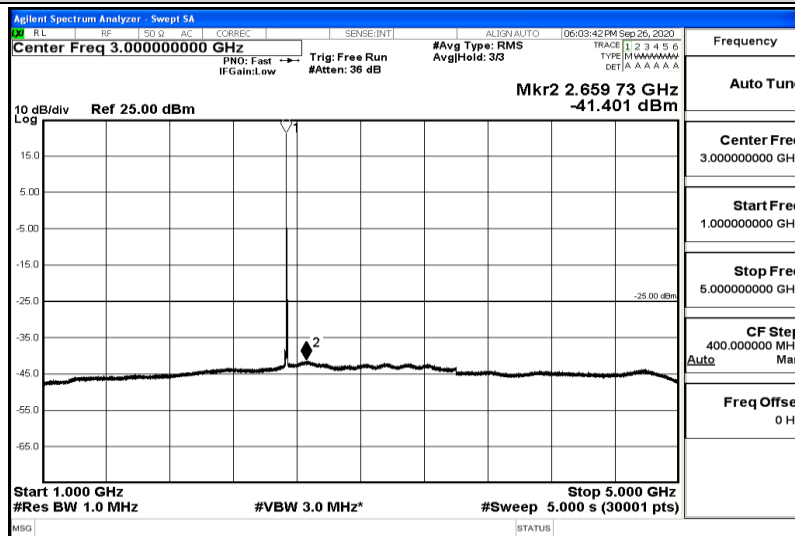
Band7-5MHz-16QAM-21100-1RB#0-Range2:0.15~30MHz



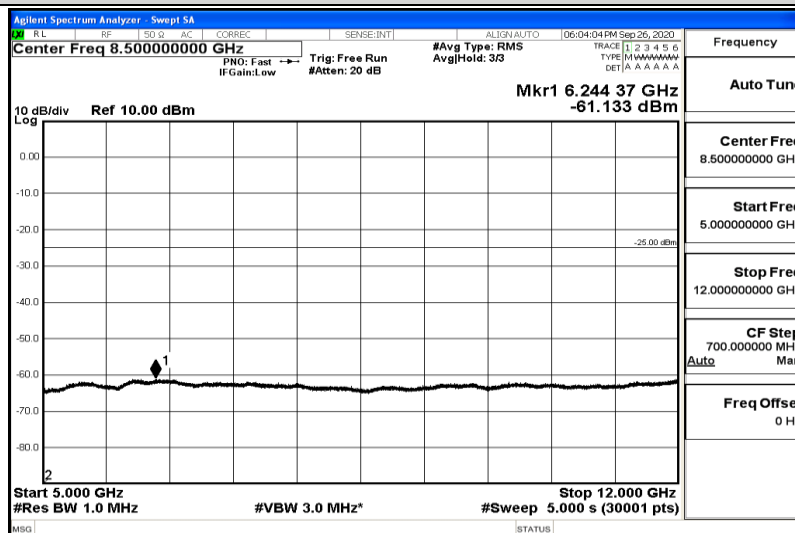
Band7-5MHz-16QAM-21100-1RB#0-Range3:30~1000MHz



Band7-5MHz-16QAM-21100-1RB#0-Range4:1000~5000MHz



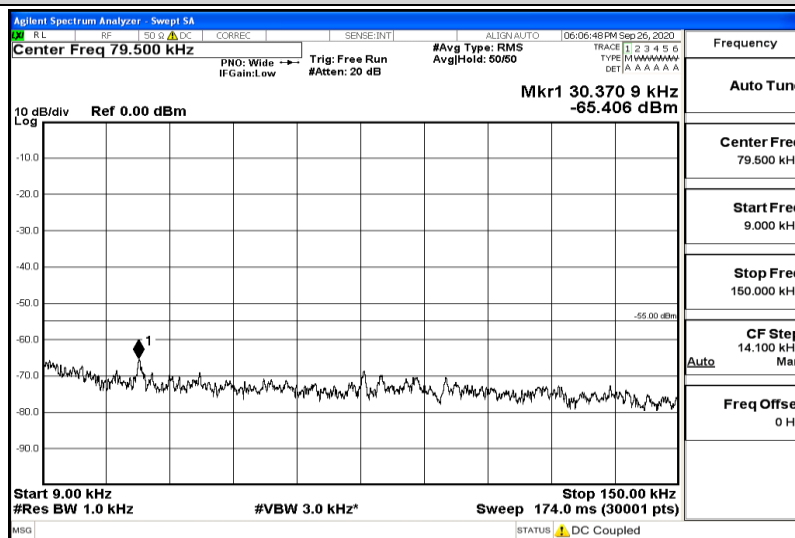
Band7-5MHz-16QAM-21100-1RB#0-Range5:5000~12000MHz



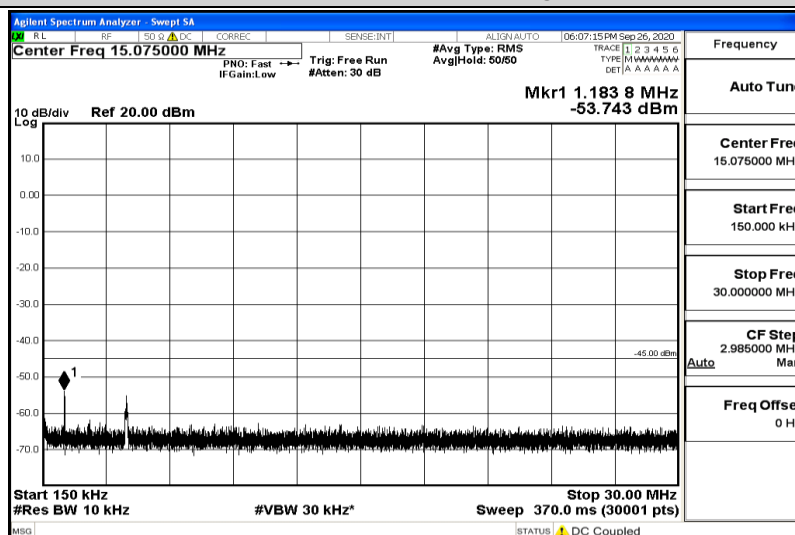
Band7-5MHz-16QAM-21100-1RB#0-Range6:12000~26500MHz



Band7-5MHz-16QAM-21425-1RB#0-Range1:0.009~0.15MHz



Band7-5MHz-16QAM-21425-1RB#0-Range2:0.15~30MHz



Band7-5MHz-16QAM-21425-1RB#0-Range3:30~1000MHz