



PHOTOS EXHIBIT

Report Number: R13974365-EP1

Applicant : Lutron Electronics Co.
7200 Suter Rd.
Coopersburg, PA, 18036, USA

Model : AFC1

FCC ID : JPZ0138

IC : 2851A-JPZ0138

EUT Description : Low Voltage Lighting Control Interface

Test Standard(s) : FCC 47 CFR PART 15 SUBPART C: 2021
ISED RSS-247 ISSUE 2: 2017
ISED RSS-GEN ISSUE 5 + A2: 2021

Date Of Issue:
2021-10-28

Prepared by:
UL LLC
12 Laboratory Dr.
Research Triangle Park, NC 27709 U.S.A.
TEL: (919) 549-1400



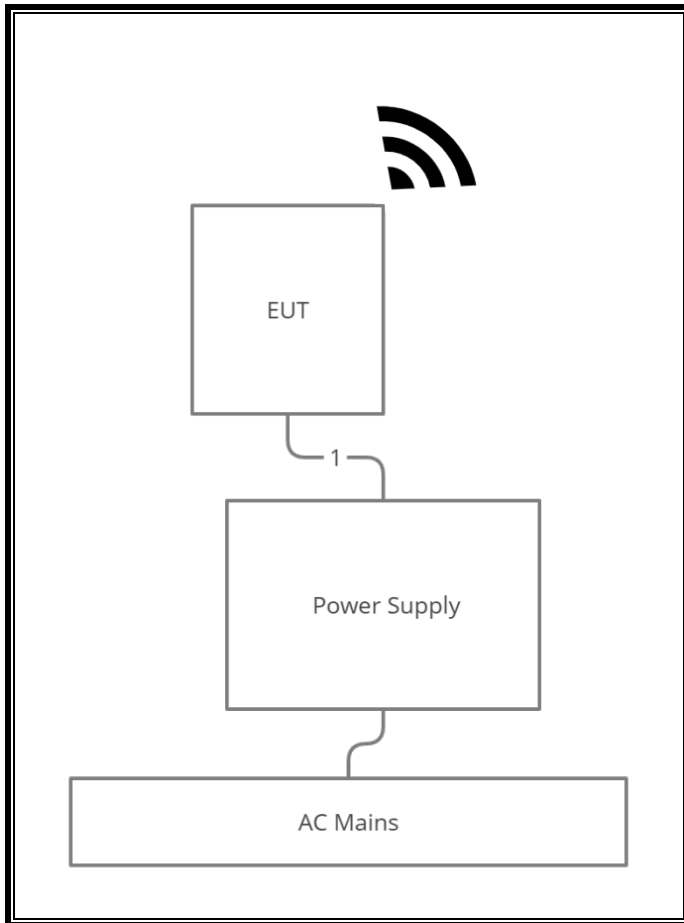
REPORT REVISION HISTORY

Rev.	Issue Date	Revisions	Revised By
V1	2021-09-23	Initial Issue	Haley Ackun
V2	2021-10-28	Updated Line Conducted Photos	Haley Ackun

TABLE OF CONTENTS

REPORT REVISION HISTORY.....	2
TABLE OF CONTENTS.....	3
1. SETUP DIAGRAM	4
2. SETUP PHOTOS	5
END OF PHOTOS EXHIBIT.....	12



1. SETUP DIAGRAM



2. SETUP PHOTOS



CONDUCTED RF MEASUREMENT SETUP

ANTENNA PORT CONDUCTED PHOTOS





RADIATED RF MEASUREMENT SETUP



RADIATED PHOTO (BELOW 30MHz)





RADIATED PHOTO (BELOW 30MHz)




RADIATED PHOTO (30-1000 MHz)




RADIATED PHOTO (> 1 GHz GHz)




XYZ EXPLORATION (X-ORIENTATION)



XYZ EXPLORATION (Y-ORIENTATION)




XYZ EXPLORATION (Z-ORIENTATION)



AC LINE CONDUCTED

LINE CONDUCTED PHOTOS



END OF PHOTOS EXHIBIT