


10.1" /11.6" INTERACTIVE DIGITAL SIGNAGE



User Manual

Important Notices

Copyright Information

All intellectual property rights in this publication are owned by and protected by applicable copyright laws and international treaty provisions. retains all rights not expressly granted. No part of this publication may be reproduced in any form whatsoever or used to make any derivative work without prior written approval by . Reserves the right to revise this publication, and/or make improvements or changes in the product(s) and/or the program(s) described in this documentation at any time without prior notice. The information in this document is provided in good faith, but without any representation or warranty whatsoever, whether it is accurate, or complete or otherwise, and on express understanding that shall have no liability whatsoever to other parties in any way arising from or relating to the information or its use.

All other trademarks are the property of their respective owners. Other company and brand products and service names are trademarks or registered trademarks of their respective holders.

This device complies with CE and FCC regulations.

1) Do not push objects into holes and ventilation slots.

Do not expose this product to moisture or place any objects filled with liquids on or near the product.

Do not place a naked flame source, such as lighted candles, on or near this product.


Do not store or operate the device in environments where the temperature is above 50 degrees Celsius or below -10 degrees Celsius.

Do not intentionally hit the device or place heavy or sharp objects on the device.

Only use accessories specified by the manufacturer.

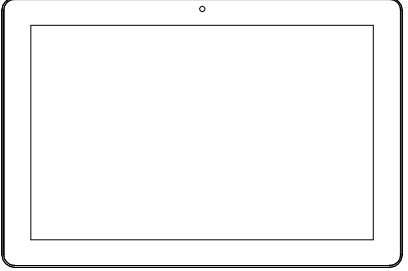
Keep the device away from benzene, diluents, and other chemicals.

Do not attempt to repair this product yourself. Always use a qualified service agent to perform adjustments or repairs.

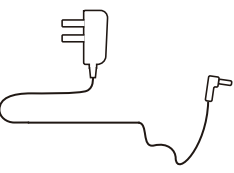


Package Contents


Please make sure all of the following are present when you unpack your INTERACTIVE DIGITAL SIGNAGE



INTERACTIVE DIGITAL SIGNAGE



Power adapter

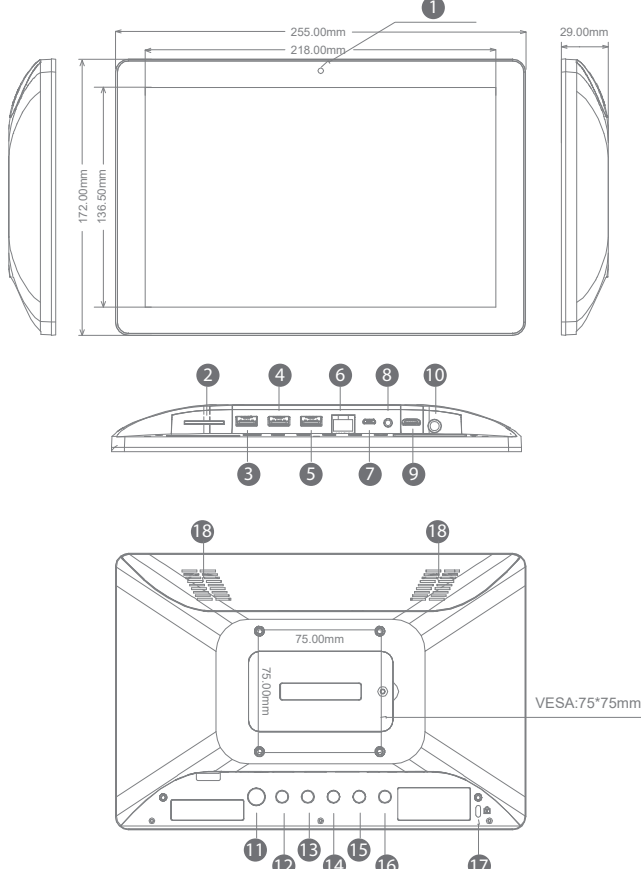


User manual

Features

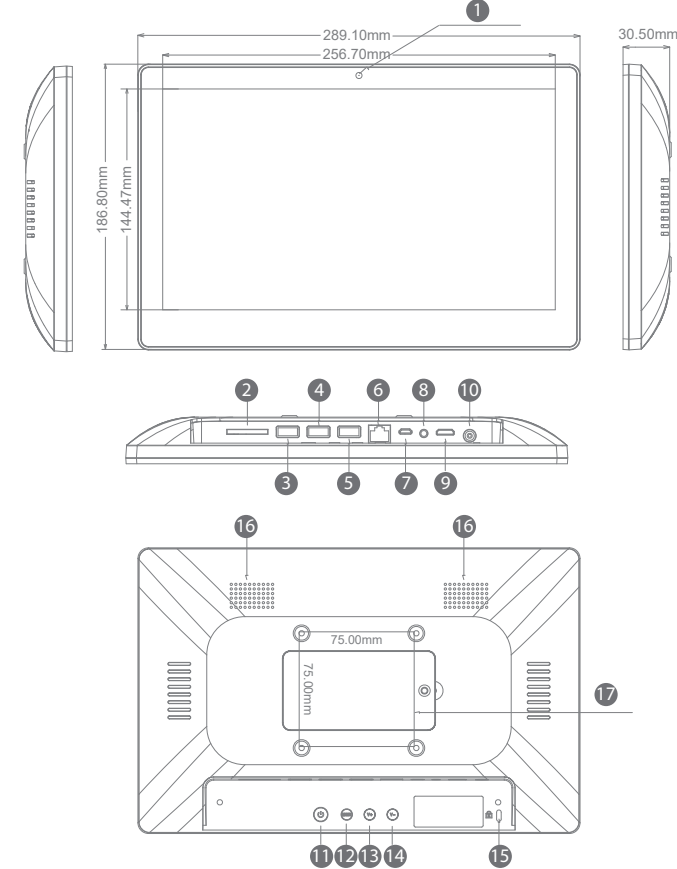
- 10.1" LCD IPS panel/11.6" LCD panel
- 1,01" Resolution (1280*800)/11.6" Resolution 1920*1080
- Quad core cortex A17, 1.8G, RK3288
- RAM 2GB
- Internal memory 16GB
- Android 5.1/8.1
- 10-Point capacitive touch
- 2.0M/P, Front camera
- Bluetooth 4.0
- WiFi 802.11b/g/n
- RJ45 ethernet with POE
- SD card, support up to 32GB
- Serial port
- USB Host*2
- Micro USB OTG
- 3.5mm earphone + microphone
- HDMI output
- Battery: 5000mAh/3.7V (Optional)
- 2*1.5W speaker
- VESA: 75x75mm
- Adapter: 12V/1.5A

10.1" Exterior Components

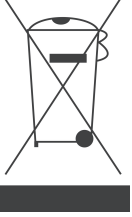


No	Function	No	Function
1	Camera	9	HDMI output
2	SD Card	10	DC in power supply port
3	USB 2.0 host	11	Power button
4	USB 2.0 host	12	Home button
5	Serial port	13/14	Bright+/Bright- button
6	RJ45-with POE	15/16	Vol+/Vol- button
7	Micro USB OTG	17	Kensington Lock
8	3.5mm audio jack with microphone	18	Speaker

11.6" Exterior Components




No	Function	No	Function
1	Camera	9	HDMI output
2	SD Card	10	DC in power supply port
3	USB 2.0 host	11	Power button
4	USB 2.0 host	12	Home button
5	Serial port	13/14	Vol+/Vol- button
6	RJ45-with POE	15	Kensington Lock
7	Micro USB OTG	16	Speaker
8	3.5mm audio jack with microphone	17	VESA: 75*75mm



This symbol on the product or in the instructions means that your electrical and electronic equipment should be disposed of at the end of its life separately from your household waste. There are separate collection systems for recycling in your country. For more information, please contact the local authority or your retailer where you purchased the product.

10.1" /11.6" 智能交互数字标牌



使用手册

前言

感谢您选用智能交互数字标牌！

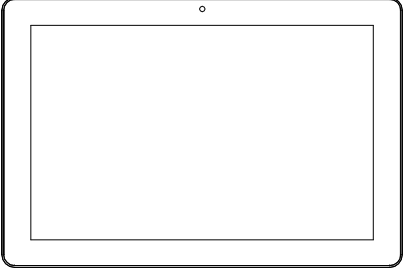
开机之前，请仔细阅读此使用手册，了解本机的使用方法及注意事项。

敬告

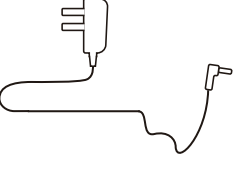
- ★ 仅能使用原厂提供的电源适配器配件。
- ★ 机器上的缝隙和开口用于通风和散热，请勿堵塞或掩盖这些缝隙和开口。
- ★ 切勿在粉尘、潮湿、高温的环境下使用或存放本机。
- ★ 机器故障时，请勿自行拆解维修，需联系原厂或经销商解决。
- ★ 避免踩踏电源线或者电源适配器，以免线缆造成触电等危险。如果电源适配器的导线已损坏，请勿继续使用，否则可能会发生危险。
- ★ 雷雨天气或者长时间不使用本机时，请拔掉电源插头。
- ★ 使用时，请不要将机器放在桌子边缘或小孩容易接触到的地方，避免机器摔损或伤害到小孩。
- ★ 运输或使用过程中尽量不要触碰显示屏，切勿用力挤压显示屏，不要利用利器或硬物损伤显示屏，以免造成显示屏破损。
- ★ 请使用干燥的软布或略微柔性清洁剂的软布清洁机器。请勿使用任何种类的溶剂，如酒精或汽油，否则可能损坏表面处理层。

包装清单


打开包装后，请确认下面的包装内容。



智能交互数字标牌



电源适配器

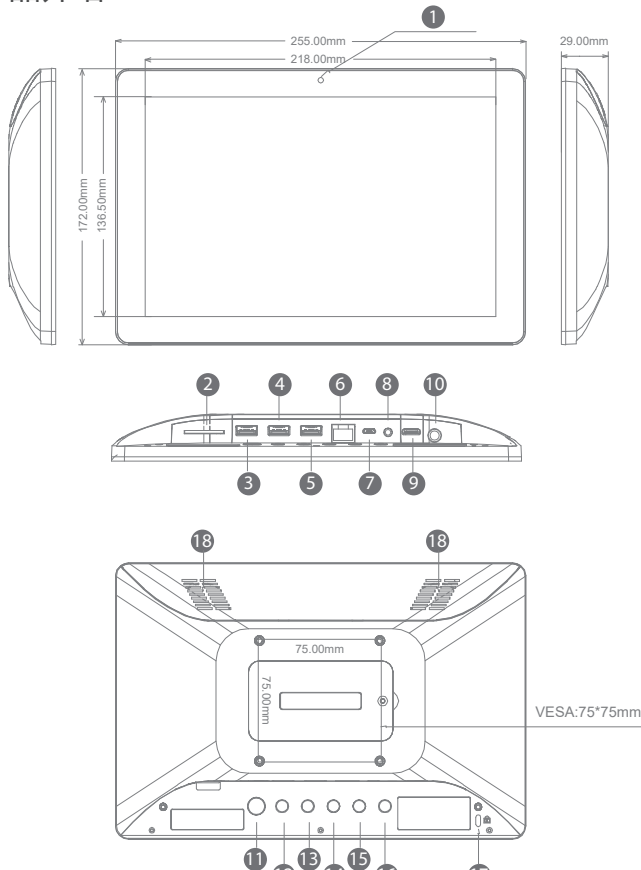


说明书

功能特点

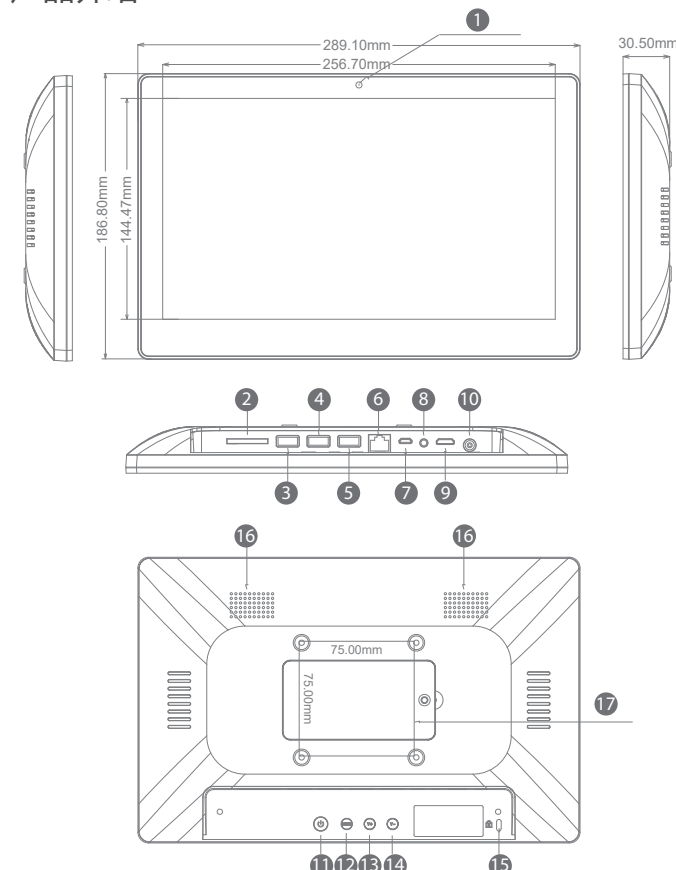
- 10.1"分辨率(1280*800)/11.6"分辨率(1920*1080)
- 支持4K超高清视频播放
- 四核 Cortex A17, 1.8G, RK3288
- 2GB缓存
- 超大内存16GB
- 安卓5.1/8.1
- 10点电容式触摸
- 摄像头前置2.0M
- Wifi 802.11b/g/n
- 蓝牙4.0
- RJ45 以太网口(带POE功能)
- 串口(USB)
- Micro USB OTG
- USB host*2
- HDMI 输出
- 3.5mm立体声耳机输出 + 麦克风
- SD card
- VESA: 75x75mm
- 内置电池: 5000MAH/3.7V (可选)
- 电源适配器: 12V/1.5A

10.1"产品介绍



序号	功能	序号	功能
1	摄像头	9	HDMI 输出
2	SD 卡	10	电源插孔
3	USB 2.0 host	11	电源键
4	USB 2.0 host	12	主页
5	串口	13/14	亮度+ /亮度-
6	RJ45 (带POE)	15/16	音量+ /音量-
7	Micro USB OTG	17	防盗锁孔
8	3.5mm 耳机孔带麦克风	18	喇叭

11.6"产品介绍



序号	功能	序号	功能
1	摄像头	9	HDMI 输出
2	SD 卡	10	电源插孔
3	USB 2.0 host	11	电源键
4	USB 2.0 host	12	主页
5	串口	13/14	音量+ /音量-
6	RJ45 (带POE)	15	防盗锁孔
7	Micro USB OTG	16	喇叭
8	3.5mm 耳机孔带麦克风	17	VESA: 75*75mm

SIZE:130x185MM Material: 80g writing paper, black and white printing, double-sided printing, folding

FCC STATEMENT :

This device complies with Part 15 of the FCC Rules. Operation is subject to the following two conditions:

- (1) This device may not cause harmful interference, and
- (2) This device must accept any interference received, including interference that may cause undesired operation.

Warning: Changes or modifications not expressly approved by the party responsible for compliance could void the user's authority to operate the equipment.

NOTE: This equipment has been tested and found to comply with the limits for a Class B digital device, pursuant to Part 15 of the FCC Rules. These limits are designed to provide reasonable protection against harmful interference in a residential installation. This equipment generates uses and can radiate radio frequency energy and, if not installed and used in accordance with the instructions, may cause harmful interference to radio communications. However, there is no guarantee that interference will not occur in a particular installation. If this equipment does cause harmful interference to radio or television reception, which can be determined by turning the equipment off and on, the user is encouraged to try to correct the interference by one or more of the following measures:

- Reorient or relocate the receiving antenna.

- Increase the separation between the equipment and receiver.

- Connect the equipment into an outlet on a circuit different from that to which the receiver is connected.

- Consult the dealer or an experienced radio/TV technician for help.

FCC Radiation Exposure Statement:

This equipment complies with FCC radiation exposure limits set forth for an uncontrolled environment. This equipment should be installed and operated with minimum distance 20cm between the radiator & your body.