



**SGS-CSTC Standards Technical Services Co., Ltd.
Shenzhen Branch**

No. 1 Workshop, M-10, Middle Section, Science & Technology Park,
Shenzhen, China 518057

Telephone: +86 (0) 755 2601 2053
Fax: +86 (0) 755 2671 0594
Email: ee.shenzhen@sgs.com

Report No.: SZEM180600543602
Page: 1 of 12

Human Exposure Report

Application No.:	SZEM1806005436CR
Applicant:	HANK ELECTRONICS CO., LTD.
Address of Applicant:	Floor 2nd-7th, A8, Hongye Industry City Lezhujiao, Zhoushi Road, Baoan District Shenzhen China
Manufacturer/ Factory:	HANK Electronics co., Ltd.
Address of Manufacturer / Factory:	Floor 2nd-7th, A8, Hongye Industry City, Lezhujiao, Zhoushi Road, Baoan District, Shenzhen, China
Equipment Under Test (EUT):	
EUT Name:	Standing wireless charger
Model No.:	HKWP2210-10Q, QIC30, QIC-30, QIC307440, QIC30BPINK, QIC30GUNM ♣
♣	Please refer to section 2 of this report which indicates which model was actually tested and which were electrically identical.
FCC ID:	2AIOC-2210
Standard(s) :	47 CFR PART 1, Subpart I, Section 1.1310
Date of Receipt:	2018-06-28
Date of Test:	2018-06-29 to 2018-07-03
Date of Issue:	2018-07-05
Test Result:	Pass*

* In the configuration tested, the EUT complied with the standards specified above



Keny Xu

EMC Laboratory Manager

The manufacturer should ensure that all products in series production are in conformity with the product sample detailed in this report. If the product in this report is used in any configuration other than that detailed in the report, the manufacturer must ensure the new system complies with all relevant standards. Any mention of SGS International Electrical Approvals or testing done by SGS International Electrical Approvals in connection with, distribution or use of the product described in this report must be approved by SGS International Electrical Approvals in writing.

This document is issued by the Company subject to its General Conditions of Service printed overleaf, available on request or accessible at <http://www.sgs.com/en/Terms-and-Conditions.aspx> and, for electronic format documents, subject to Terms and Conditions for Electronic Documents at <http://www.sgs.com/en/Terms-and-Conditions/Terms-e-Document.aspx>. Attention is drawn to the limitation of liability, indemnification and jurisdiction issues defined therein. Any holder of this document is advised that information contained hereon reflects the Company's findings at the time of its intervention only and within the limits of Client's instructions, if any. The Company's sole responsibility is to its Client and this document does not exonerate parties to a transaction from exercising all their rights and obligations under the transaction documents. This document cannot be reproduced except in full, without prior written approval of the Company. Any unauthorized alteration, forgery or falsification of the content or appearance of this document is unlawful and offenders may be prosecuted to the fullest extent of the law. Unless otherwise stated the results shown in this test report refer only to the sample(s) tested and such sample(s) are retained for 30 days only.



SGS-CSTC Standards Technical Services Co., Ltd.
Shenzhen Branch

Report No.: SZEM180600543602

Page: 2 of 12

Revision Record				
Version	Chapter	Date	Modifier	Remark
01		2018-07-05		Original

Authorized for issue by:				
				
		<hr/>		
		Peter Geng /Project Engineer		
				
		<hr/>		
		Eric Fu /Reviewer		



1 Contents

	Page
1 COVER PAGE	1
1 CONTENTS	3
2 GENERAL INFORMATION	4
2.1 DETAILS OF E.U.T.	4
2.2 DESCRIPTION OF SUPPORT UNITS	4
2.3 TEST LOCATION	5
2.4 TEST FACILITY	5
2.5 DEVIATION FROM STANDARDS	5
2.6 ABNORMALITIES FROM STANDARD CONDITIONS	5
3 EQUIPMENTS USED DURING TEST	6
4 TEST RESULTS	7
4.1 RF EXPOSURE TEST	7
4.1.1 E.U.T. Operation	7
4.1.2 Measurement Data	8
4.2 RF EXPOSURE	10



2 General Information

2.1 Details of E.U.T.

Power supply:	AC/DC adapter information: MODEL: HKAP1231Q INPUT: AC 100-240V, 50/60Hz OUTPUT: DC 5V/3A, 9V/2A, 12V/1.5A for wireless charger: INPUT: DC 5V/2A, 9V/1.7A OUTPUT: DC 5V/1A, 9V/1.1A
Cable:	USB charging line with Type C port: 180cm, unshielded
Operation frequency:	110.96-161.6 kHz
Modulation type:	Load modulation
Antenna type:	Inductive Loop Coil Antenna
Remark:	1)Tests were conducted in both load modes and the worst case (10W) is reported only. 2)The device contains two coil antennas. Both of them are tested during all tests and the worst case is reported only.

2.2 Description of Support Units

Description	Manufacturer	Model No.	Serial No.
E-loading	Provided by SGS	N/A	DC 5V/1A
Mobile phone	SAMSUNG	SM-G9500	R28J9140LPB

Remark:

Model No.: HKWP2210-10Q, QIC30, QIC-30, QIC307440, QIC30BPINK, QIC30GUNM

Only the model HKWP2210-10Q was tested, since the electrical circuit design, layout, components used, internal wiring and functions were identical for the above models, with only difference on model number.



2.3 Test Location

All tests were performed at:

SGS-CSTC Standards Technical Services Co., Ltd., Shenzhen Branch E&E Lab,
No. 1 Workshop, M-10, Middle section, Science & Technology Park, Shenzhen, Guangdong, China
518057.

Tel: +86 755 2601 2053 Fax: +86 755 2671 0594

No tests were sub-contracted.

2.4 Test Facility

The test facility is recognized, certified, or accredited by the following organizations:

- **CNAS (No. CNAS L2929)**

CNAS has accredited SGS-CSTC Standards Technical Services Co., Ltd. Shenzhen Branch EMC Lab to ISO/IEC 17025:2005 General Requirements for the Competence of Testing and Calibration Laboratories (CNAS-CL01 Accreditation Criteria for the Competence of Testing and Calibration Laboratories) for the competence in the field of testing.

- **A2LA (Certificate No. 3816.01)**

SGS-CSTC Standards Technical Services Co., Ltd., Shenzhen EMC Laboratory is accredited by the American Association for Laboratory Accreditation (A2LA). Certificate No. 3816.01.

- **VCCI**

The 3m Fully-anechoic chamber for above 1GHz, 10m Semi-anechoic chamber for below 1GHz, Shielded Room for Mains Port Conducted Interference Measurement and Telecommunication Port Conducted Interference Measurement of SGS-CSTC Standards Technical Services Co., Ltd. have been registered in accordance with the Regulations for Voluntary Control Measures with Registration No.: G-20026, R-14188, C-12383 and T-11153 respectively.

- **FCC –Designation Number: CN1178**

SGS-CSTC Standards Technical Services Co., Ltd., Shenzhen EMC Laboratory has been recognized as an accredited testing laboratory.

Designation Number: CN1178. Test Firm Registration Number: 406779.

- **Industry Canada (IC)**

Two 3m Semi-anechoic chambers and the 10m Semi-anechoic chamber of SGS-CSTC Standards Technical Services Co., Ltd. Shenzhen Branch EMC Lab have been registered by Certification and Engineering Bureau of Industry Canada for radio equipment testing with Registration No.: 4620C-1, 4620C-2, 4620C-3.

2.5 Deviation from Standards

None.

2.6 Abnormalities from Standard Conditions

None.



3 Equipments Used during Test

Radiated emission					
Equipment	Manufacturer	Model No	Inventory No	Cal Date	Cal Due Date
10m Semi-Anechoic Chamber	SAEMC	FSAC1018	SEM001-03	2018-03-31	2021-03-30
Measurement Software	AUDIX	e3 V8.2014-6-27	N/A	N/A	N/A
Coaxial Cable	SGS	N/A	SEM029-01	2017-07-13	2018-07-12
EMI Test Receiver (9kHz-3GHz)	Rohde & Schwarz	ESCI	SEM004-01	2018-04-02	2019-04-01
Trilog-Broadband Antenna(30MHz-1GHz)	Schwarzbeck	VULB9168	SEM003-18	2016-01-26	2019-01-25
Pre-amplifier	Sonoma Instrument Co	310N	SEM005-04	2018-04-13	2019-04-12
Active Loop Antenna	ETS-Lindgren	6502	SEM003-08	2017-08-22	2020-08-21



4 Test Results

4.1 RF Exposure test

Test Requirement: 47 CFR PART 1, Subpart I, Section 1.1310

Measurement Distance: 15cm

Limit:

Frequency range (MHz)	Electric field strength (V/m)	Magnetic field strength (A/m)	Power density (mW/cm ²)	Averaging time (minutes)
(A) Limits for Occupational/Controlled Exposures				
0.3-3.0	614	1.63	*(100)	6
3.0-30	1842/f	4.89/f	*(900/f ²)	6
30-300	61.4	0.163	1.0	6
300-1500	/	/	f/300	6
1500-100,000	/	/	5	6
(B) Limits for General Population/Uncontrolled Exposure				
0.3-1.34	614	1.63	*(100)	30
1.34-30	824/f	2.19/f	*(180/f ²)	30
30-300	27.5	0.073	0.2	30
300-1500	/	/	f/1500	30
1500-100,000	/	/	1.0	30

F=frequency in MHz
*=Plane-wave equivalent power density
RF exposure compliance will need to be determined with respect to 1.1307(c) and (d) of the FCC rules.
The emissions should be within the limits at 300kHz in Table 1 of 1.1310(use the 300kHz limits for 150kHz:614V/m,1.63A/m).

4.1.1 E.U.T. Operation

Operating Environment:

Temperature: 24.0 °C Humidity: 52 % RH Atmospheric Pressure: 1015 mbar

EUT Operation:

This device has been tested the worst status of full load and the device has been tested with mobile phone at zero charge, intermediate charge, and full charge.



4.1.2 Measurement Data

Output Voltage=DC 9V; The max output power =10W;Calculation of resistor value=8.1Ω

Electric Field Emissions

Operation frequency	Test Distance (cm)	Test Position	Probe Measure Result (V/m)	50% Limit (V/m)
145.9 kHz	15	Side 1	5.76	307
		Side 2	6.28	307
		Side 3	6.47	307
		Side 4	5.54	307
		Top	5.77	307

Magnetic Field Emissions

Operation frequency	Test Distance (cm)	Test Position	Probe Measure Result (A/m)	50% Limit (A/m)
145.9 kHz	15	Side 1	0.0730	0.815
		Side 2	0.0643	0.815
		Side 3	0.0382	0.815
		Side 4	0.0349	0.815
		Top	0.0741	0.815



SGS-CSTC Standards Technical Services Co., Ltd.
Shenzhen Branch

Report No.: SZEM180600543602

Page: 9 of 12

Mobile phone has been charge at zero charge, intermediate charge, and full charge.


Electric Field Emissions

Operation frequency	Test Distance (cm)	Test Position	Probe Measure Result(V/m)			50%Limit (V/m)
			zero charge	intermediate charge	full charge	
145.9 kHz	15	Side 1	5.54	5.11	5.27	307
		Side 2	6.05	5.58	5.75	307
		Side 3	6.23	5.75	5.93	307
		Side 4	5.34	4.92	5.08	307
		Top	5.55	5.12	5.28	307

Magnetic Field Emissions

Operation frequency	Test Distance (cm)	Test Position	Probe Measure Result(A/m)			50%Limit (A/m)
			zero charge	intermediate charge	full charge	
145.9 kHz	15	Side 1	0.0677	0.0637	0.0603	0.815
		Side 2	0.0596	0.0561	0.0531	0.815
		Side 3	0.0354	0.0333	0.0315	0.815
		Side 4	0.0323	0.0304	0.0288	0.815
		Top	0.0687	0.0646	0.0612	0.815


4.2 RF exposure





SGS-CSTC Standards Technical Services Co., Ltd.
Shenzhen Branch


Report No.: SZEM180600543602
Page: 11 of 12





**SGS-CSTC Standards Technical Services Co., Ltd.
Shenzhen Branch**

Report No.: SZEM180600543602
Page: 12 of 12



- End of the Report -