

80mm

80mm

80mm

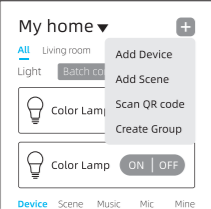
80mm

80mm

72mm

STEP 5

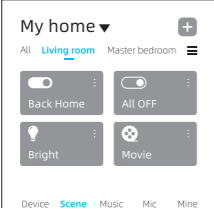
Control Groups



- You can tap "Batch Control" for temporary grouped control or "Room Control" for controlling all lights in the room.
- For fixed group control, please use "+" > "Create Group".

STEP 6

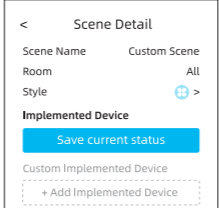
Control Preset Scenes



- The App and devices are designed with preset scenes in each room for out-of-box use.
- Just switch to "Scene" tab and choose a room to activate scenes.

STEP 7

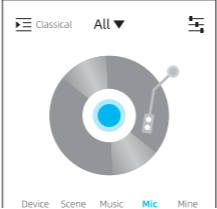
Edit Scenes



- Most of time you can just activate a scene and do some small tune-ups on devices as you wish. Then tap the ":" to enter scene detail and tap "Save current status" to override the default scene.
- You can also add/delete devices or set device status on scene detail page.

STEP 8

Music Sync



- You can switch to "Music" tab and select music from default list or phone (only support Android) to play. The lights will change effects according to the music.
- You can also switch to "Mic" to let the App sense the rhythm of sound in your environment and change the effects.

Important Notices

- A compatible BLE gateway/hub is required if you want to enable remote control (outside home), voice control and timer function to devices.
- The devices support mesh networking up to 255 devices to extend signal range and sync actions. The more device you add, the more stable the network will be.
- The use of App doesn't require creation of account for simplest experience. We still highly recommend users to create account so when you change a phone and log in with same account, everything will be automatically synced without setting up again.

FCC Radiation Exposure Statement

FCC ID: 2ATEV-LB4E26F

- This device complies with Part 15 of the FCC Rules. Operation is subject to the following two conditions:
- This device may not cause harmful interference, and this device must accept any interference received, including interference that may cause undesired operation.

FCC Radiation Exposure Statement:

This equipment complies with FCC radiation exposure limits set forth for an uncontrolled environment. This equipment should be installed and operated with minimum distance 20cm between the radiator & your body.

NOTE 1: This equipment has been tested and found to comply with the limits for a Class B digital device, pursuant to part 15 of the FCC Rules. These limits are designed to provide reasonable protection against harmful interference in a residential installation. This equipment generates uses and can radiate radio frequency energy and, if not installed and used in accordance with the instructions, may cause harmful interference to radio communications. However, there is no guarantee that interference will not occur in a particular installation. If this equipment does cause harmful interference to radio or television reception, which can be determined by turning the equipment off and on, the user is encouraged to try to correct the interference by one or more of the following measures:

- Reorient or relocate the receiving antenna.
- Increase the separation between the equipment and receiver.
- Connect the equipment into an outlet on a circuit different from that to which the receiver is connected.
- Consult the dealer or an experienced radio/TV technician for help.

NOTE 2: Any changes or modifications to this unit not expressly approved by the party responsible for compliance could void the user's authority to operate the equipment.

BroadLink

WORKS WITH BLE

FastCon

User Manual

Smart Bulb | LB4E26F

works with Hey Google

works with alexa

400mm

72mm

Specifications

Model	LB4E26F
Dimensions	Φ60x107
Rated Voltage	AC 110-130V 50/60Hz
Rated Power	9W
Luminous Flux	800lm
Dimming	Wirelessly Dimmable
Color Temp	2700K-6500K
Multi-Color	RGB Full Colors

Product Features

No Account Required

Auto Power-Up Pairing

Batch Device Pairing

Mesh Network Coverage

Preset Scenes

Easy Automation Change

Auto Room Groups

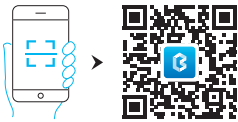
Music Sync

What's Required

- A smart phone or tablet running iOS 11.0 / Android 5.1 or higher with Bluetooth turned on.  
**NOTE:** For remote control from external networks or Alexa/Google voice control, a BLE gateway/hub is required to be set up to router with Internet access.
- Scan the QR code or search "BroadLink BLE" in App Store or Google Play to download and install the free App.
- Account creation is not mandatory to use the App. However, as an option, you can go to "Me" tab to create your account for syncing data between different mobile devices.

STEP 1

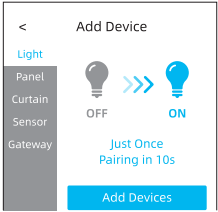
Install APP



- Scan the QR code or search "BroadLink BLE" in App Store or Google Play to download and install the free App.
- Account creation is not mandatory to use the App. However, as an option, you can go to "Me" tab to create your account for syncing data between different mobile devices.

STEP 2

Add Device

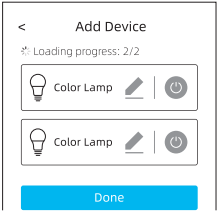


**You can add multiple devices at same time.**

- Tap "Add Device" > "Light" > "Add Devices".
- Power up devices (if they are already powered up, switch them off and on just once to enable pairing mode) and wait them to be discovered in the App.

STEP 3

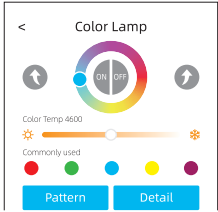
Complete Adding



- You can tap "🔧" to edit the name of devices and assign rooms before adding them.
- Try to tap "🔍" to identify which one you are editing if you are trying add multiple devices at the same time.
- Tap "Done" to finish the setup.

STEP 4

Use & Manage Devices



- Now you can tap "ON" or "OFF" button in device list for quick control or enter device page for detailed control of color, color temp, brightness and effects.
- Tap "Detail" to rename the device or re-assign a room. To manage multiple devices in rooms, tap "≡" at the end of room names or go to "Me" > "Room management".

BroadLink

Access product tutorials and manuals from

Official Website

Facebook

YouTube

Twitter

Having issues of using the product? Please contact us before returning.

support@broadlink.com

We are always be ready to help until you smile :)

二维码链接：<https://www.ibroadlink.com/bleapp>

工艺说明		品牌	物料名称	LB4E系列灯泡-BLE-说明书-BL-EN-V1.1-2204	产品经理	查杰
材质	80g双胶纸		物料编号		业务审核	钱敏
加工工艺	风琴5折页		设计编码	LB4E.BLE.SMS5ZY.BL.EN.1.1	确认时间	2022.4
印刷色	四色					

版本	物料编号	替代物料编码	变更者	变更时间	版本升级原因描述
1.0		/	黄绯菲	2022.1	原始版本
1.1		/	黄绯菲	2022.4	APP下载二维码修改
1.2					