


Radiated Emission


30MHz to 300MHz



300MHz to 1GHz



Above 1GHz – FCC Part 15 Subpart C and E



KYOCERA Corporation
FCC ID: JOYFA51

X-axis



Y-axis



Z-axis




Note:

X-axis generates the maximum emission at 2.4GHz WLAN, Bluetooth and BTLE.

Z-axis generates the maximum emission at 5GHz WLAN.

Antenna port Conducted Test



AC Power Line Conducted Emission

