

Note

- This equipment has been tested and found to comply with the limits for a Class B digital device, pursuant to part 15 of the FCC Rules. These limits are designed to provide reasonable protection against harmful interference in a residential installation. This equipment generates uses and can radiate radio frequency energy and, if not installed and used in accordance with the instructions, may cause harmful interference to radio communications. However, there is no guarantee that interference will not occur in a particular installation. If this equipment does cause harmful interference to radio or television reception, which can be determined by turning the equipment off and on, the user is encouraged to try to correct the interference by one or more of the following measures:
- Reorient or relocate the receiving antenna.
 - Increase the separation between the equipment and receiver.
 - Connect the equipment into an outlet on a circuit different from that to which the receiver is connected.
 - Consult the dealer or an experienced radio/TV technician for help.
- Changes or modifications not expressly approved by the party responsible for compliance could void the user's authority to operate the equipment. This device complies with Part 15 of the FCC Rules. Operation is subject to the following two conditions:
- (1) This device may not cause harmful interference, and
 - (2) This device must accept any interference received, including interference that may cause undesired operation.
- The device has been evaluated to meet general RF exposure requirement. The device can be used in portable exposure condition without restriction.

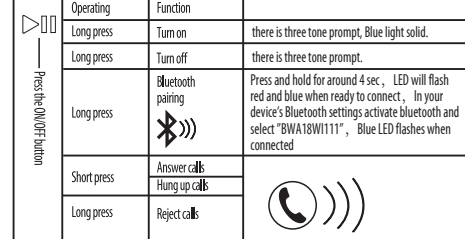




45mm

P6

P1

Function List



Function	Operating	
Low power	there are "battery low" voice prompt, Red light flash per 5s, 30 minutes prior to battery being drained.	
Charging	Solid red	
Fully charged	Red light off	
Volume control	Long/short press VOL+, VOL- button to adjust	
Play/Pause	Short press ON/OFF button	
Previous track	Short press ◀ button	
Next track	Short press ▶ button	
Maximum Volume	there is one tone prompt, Blue light flash per 5s.	
Automatic connection	Within effective communication range, when the Bluetooth receiver POWER ON, it will reconnect automatically.	
Line in	Once into the 3.5mm Earphone, it can playback music from external device.	

P3

P4