




Product Name:Wireless Speaker

Model:ZQS 1202

Function Operation and Features:

- ① (DC 5V) Charge jack for built in battery. When DC 5V cable plugs in, The LED lights up.
- ② (ON/OFF) Turn left to turn off, turn right to turn on.
- ③ (U Disk Port) Support U disk and can play MP3 and WAV format music in U disk.
- ④ (CARD Port) Support CARD and can play MP3 and WAV format music in CARD.
- ⑤ (MODE) Short press to switch between T, CARD, U disk .
- ⑥ ()

Short press for music play/pause, Long press for radio station automatic searching under  mode.

Double-click the auxiliary machine to couple with the main machine Long press slave speaker's P/P button to disconnect to master speaker. Long press master speaker's P/P button to disconnect to both slave speaker and mobile phone.

- ⑦ ()

Play the previous music under T, CARD and U disk mode.

Play previous radio station under  mode.


Long press to decrease volume.

- ⑧ ()

Play the next music in T, CARD and U disk mode.

Play next radio station under  mode.

Long press to increase volume.

- ⑨ () Short press to control the light mode and light switch.

- ⑩ (T Connection)

-Power on the product or press MODE button to enter into T mode. - Open mobile devices(Cell phones,computers,etc.) in T mode, search for T devices, when it appears the item pairing name (SY-SPEAKER).

- After the device has been paired successfully for the first, it will connect automatically in 10 seconds for the next time.(Each speaker could connect to only one T device.)

FCC STATEMENT

1. This device complies with Part 15 of the FCC Rules. Operation is subject to the following two conditions:

(1) This device may not cause harmful interference.

(2) This device must accept any interference received, including interference that may cause undesired operation.

2, Changes or modifications not expressly approved by the party responsible for compliance could void the user's authority to operate the equipment.

NOTE: This equipment has been tested and found to comply with the limits for a Class B digital device, pursuant to Part 15 of the FCC Rules, These limits are designed to provide reasonable protection against harmful interference in a residential installation. This equipment generates uses and can radiate radio frequency energy and, if not installed and used in accordance with the instructions, may cause harmful interference to radio communications, However, there is no guarantee that interference will not occur in a particular installation. If this equipment does cause harmful interference to radio or television reception, which can be determined by turning the equipment off and on, the user is encouraged to try to correct the interference by one or more of the following measures:

Reorient or relocate the receiving antenna.

Increase the separation between the equipment and receiver.

Connect the equipment into an outlet on a circuit different from that to which the

Consult the dealer or an experienced radio/TV technician for help.

RF warning statement

The device has been evaluated to meet general RF exposure requirement, The device can be used in portable exposure condition without restriction.