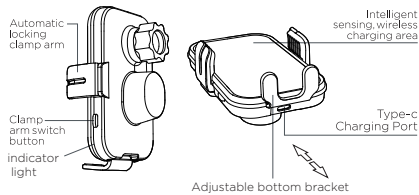


## User Manual

### Package

Wireless charger	*1	Air vent mount	*1
Suction cup holder	*1	Type-C cable	*1
User manual	*1		

### Functional component



### Specifications

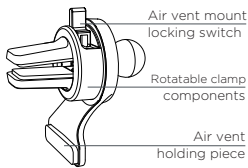
#### Model No.:M5

Name: wireless charger car holder  
Output power: 15W (compatible with 10W, 7.5W, 5W)  
Induction distance: <6mm  
Car charger requirements: QC3.0 car charger  
Applicable mobile phone size: 4.7-6.9 inch mobile phone

### Direction for use

1. Assemble the product and any accessory through a ball head nut and tighten it (compatible with other ball head diameter 17mm accessories), and fix it in an ideal position. Connect the product to the QC3.0 car charger (optional) with the data cable, and insert to the cigarette lighter to get electricity.
2. After the product is powered on, the indicator on the both side will light, and the left and right telescopic arms will automatically open after 5 seconds to wait for the mobile phone to be placed; if the product does not turn on red after power on (not turn on, or flash ) All indicate that there is a problem with the product, please stop using it and return it to the seller for processing.
3. In order to ensure the efficiency and stability of charging, before putting the phone on, adjust the bottom bracket position of the stand and try to align the center position of the back of the phone with the "X" symbol on the stand panel as much as possible. Cell phones of different sizes should correspond to different Stalls. The best distance for wireless charging is within 6mm and cannot penetrate metal, so it is necessary to avoid using metal or too thick (greater than 3mm) mobile phone protective shells to ensure fast wireless charging of mobile phones.
4. After placing the phone, the left and right clamping arms will automatically clamp the phone. If the phone supports Qi wireless charging protocol, the product will start wireless charging at the same time, and the indicator light will flash slowly when the product wireless charging starts; if the phone does not support wireless charging, the indicator light will flash quickly for 5 seconds and then the light goes out. The maximum charging power of this product is 15W, and the charging efficiency will vary according to the charging environment and mobile phone.
5. There are two ways to remove the phone when it is powered on: (1) pressing button-auto open-take away phone-grips stay open (2) Pull phone down without pressing button in rush-grips stay closed. After taking off the phone, the indicator light is always on and the mount immediately shows the standby state. When it is powered off: Pull phone down directly, the left and right clamping arms keep close.

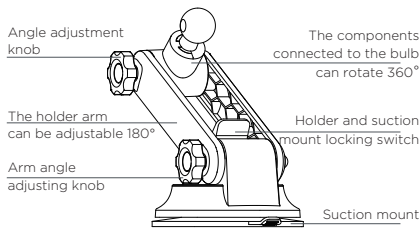
### Air vent mount



most air vents, including horizontal, vertical, and round air vent.

Adjust the air vent holding piece position and the rotatable components position according to the air vent blade position. Insert the blade, Choose the locking switch gears according to the blade thickness. The product is suitable for vertical, and round

### Suction cup holder



Place the suction cup on a suitable flat position, adjust the angle and press the button to lock the suction cup firmly onto the flat surface. After fixing, the angle and the front-to-back distance can be adjusted at will. TPU suction cup + glue double adsorption, one key to lock.

### CC Warning statement

This device complies with part 15 of the FCC Rules. Operation is subject to the following two conditions: (1) This device may not cause harmful interference, and (2) this device must accept any interference received, including interference that may cause undesired operation.

Changes or modifications not expressly approved by the party responsible for compliance could void the user's authority to operate the equipment.

Note:

This equipment has been tested and found to comply with the limits for a Class B digital device, pursuant to part 15 of the FCC Rules. These limits are designed to provide reasonable protection against harmful interference in a residential installation. This equipment generates, uses and can radiate radio frequency energy and, if not installed and used in accordance with the instructions, may cause harmful interference to radio communications.

However, there is no guarantee that interference will not occur in a particular installation. If this equipment does cause harmful interference to radio or television reception, which can be determined by turning the equipment off and on, the user is encouraged to try to correct the interference by one or more of the following measures:

- Reorient or relocate the receiving antenna.
- Increase the separation between the equipment and receiver.
- Connect the equipment into an outlet on a circuit different from that to which the receiver is connected.
- Consult the dealer or an experienced radio/TV technician for help.

FCC RF exposure statement:

This equipment complies with FCC Radiation exposure limits set forth for an uncontrolled environment. This equipment should be installed and operated with a minimum distance of 20cm between the product and your

### Precautions

1. Do not use the product in the car at a temperature above 60 degrees.
2. Do not use this product in professional racing or extreme off-road driving.
3. When the phone is fully charged, it may not automatically clamp on the product.

### The guarantee

Products three guarantees valid time: From purchasing date (Prevail to the customer receipt date or invoice date), provide 12 months guarantee. Product surface man-made damage, access series missed are not include in this guarantee. We can also provide the service for you for the product is out of surface or doesn't include in this charge guarantee, but you need to pay the repair charge.

### Product Warranty Card

No.:	
Date of purchase:	
Dealer name	
Dealer:	
Name:	Telephone:
Address:	
Warranty content	Warranty data

For your rights and interests, please fill in carefully and keep it safely as a pre-repair certificate! Do not modify the content without authorization, otherwise it will be considered invalid. The company reserves the right of final interpretation of the product after-sales service regulations.