

240.00 mm

320.00 mm

Common product faults

Phenomenon	Cause	Troubleshooting
Wireless charging not working	1. Power supply doesn't meet requirements. 2. Poor contact in power interface. 3.Charging distance out of range	1. Use an adapter that meets requirements. 2. Ensure secure connection of power port. 3.Use within the specified charging distance
Poor touch	Conductive foreign body in contact with the touch area	Remove products near

FCC STATEMENT :

This device complies with part 15 of the FCC Rules. Operation is subject to the following two conditions: (1) this device may not cause harmful interference, and (2) this device must accept any interference received, including interference that may cause undesired operation.

Any changes or modifications not expressly approved by the party responsible for compliance could void the user's authority to operate the equipment.

NOTE: This equipment has been tested and found to comply with the limits for a Class B digital device, pursuant to Part 15 of the FCC Rules. These limits are designed to provide reasonable protection against harmful interference in a residential installation. This equipment generates, uses and can radiate radio frequency energy and, if not installed and used in accordance with the instructions, may cause harmful interference to radio communications. However, there is no guarantee that interference will not occur in a particular installation.

If this equipment does cause harmful interference to radio or television reception, which can be determined by turning the equipment off and on, the user is encouraged to try to correct the interference by one or more of the following measures:

- Reorient or relocate the receiving antenna.
- Increase the separation between the equipment and receiver.
- Connect the equipment into an outlet on a circuit different from that to which the receiver is connected.
- Consult the dealer or an experienced radio/TV technician for help. The device has been evaluated to meet general RF exposure requirement. The device can be used in portable exposure condition without restriction

RF Exposure Information
This equipment complies with FCC radiation exposure limits set forth for an uncontrolled environment. This equipment should be installed and operated with minimum distance 20cm between the radiator and your body.

Hazardous Substance Declaration



This mark is the product pollution control mark, the number of which represents the environmental service life. In this period of time, under normal conditions of use harmful substances will not cause greater pollution to the environment or damage to human life and property.

Name of parts	Hazardous substance					
	Lead (Pb)	Mercury (Hg)	Cadmium (Cd)	Hexavalent Chromium (Cr(VI))	Polybrominated Biphenyls (PBBs)	Polybrominated diphenyl ethers (PBDE)
Electronic components	×	○	○	○	○	○
Plastic casing	○	○	○	○	○	○
Electroplated aluminum alloy parts	○	○	○	○	○	○
Non-electroplated metal parts	○	○	○	○	○	○
Double faced adhesive tape	○	○	○	○	○	○
Synthetic cork	○	○	○	○	○	○
Silicon parts	○	○	○	○	○	○

This form is in term of Stipulation SJ/T 11364
○ It means that the content of the harmful substance in a part of the part is lower than the limit requirements specified in GB/T 26572.
X It means that the content of the harmful substance in a part of the part exceeds the limit requirements specified in GB/T 26572.

Product Warranty Instructions

Wireless charger product after-sales service strictly in accordance with Law of the PRC on the Protection of the Rights and Interests of Consumers, and Product Quality Law of the People's Republic of China Adopted to provide After-sales service.

The services are as follows:

- 1.Within 7 days from the next day after purchase (sign for), if this product has performance failure, you can enjoy free return or exchange service after being tested and determined by the after-sales service center;
- 2.Within 15 days from the next day after you purchase (sign for), if this product has performance failure, you can enjoy free exchange or repair service after being tested and determined by the after-sales service center;
- 3.Within 1 year from the next day after you purchase (sign for), if this product has performance failure, you can enjoy free repair service after being tested and determined by the after-sales service center.

Non warranty regulations

In one of the following cases, we don't offer three guarantees and only charging maintenance will be provided:

- 1.Damage caused by improper use, maintenance and storage of consumers;
- 2.Damage caused by unauthorized service provider;
- 3.There is no valid invoice or proof of purchase;
- 4.Damage caused by majeure.

Manufacturer: GCteq Wireless (Shenzhen) Co., Ltd.
Website: <http://www.gcteq.com>

Checked
Certificated of qualification



GF-13COB
User Manual

Product Introduction

1. GF-13CO series embedded 3-in-1 wireless charger, is a multi-functional wireless charger combined with furniture embedded installation.

2. Please read this manual carefully before using this product and keep it properly for reference.

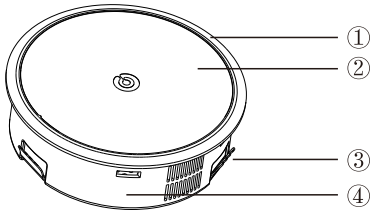
Product feature

1. GF-13COB series embedded three-in-one wireless charger adopts a unique concentric circle combined charging coil design, supporting EPP15W wireless charging, compatible with all Qi wireless charging mobile phones, TWS headphones and Apple series watches.

2. Built-in full true color multi-mode atmosphere light effect, brings more playability to the home. Colorful mode, colorful breath gradient mode, users can adjust and close according to their preferences.

3. Embedded design, better integrated with furniture; Simple and generous appearance design is suitable for various styles of home environment, so that users experience taste and surprise; Unique touch design, so that the operation is more convenient, more waterproof design so that users will not worry about the safety problems caused by accidental splashing in life.

Product part



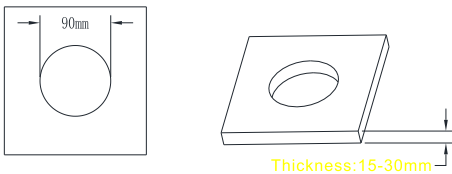
- ① Touch area
- ② Glass panel
- ③ Mounting shrapnel
- ④ Bottom shell

Operating instruction

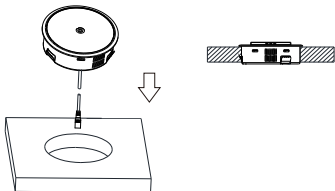
1. After the power is powered on, the red, green and blue breathing switch display is displayed and the standby state is entered.
2. Double-click the touch area to enter the color mode, and the backlight multi-color color is always on.
3. Double-click the touch area again to enter the breathing mode and rotate the seven colors of breathing.
4. Double-click the touch area again to enter the standby state. The backlight is off.
5. Put the wireless charging device into any light effect mode (start charging), the light shows the water chasing effect prompt, and the state before returning to the back in 8 seconds.
6. Take away the charging device (disconnect wireless charging), and the light displays the water chasing effect prompt.
7. Second back to the previous state.

Installation

1. Open a $\varnothing 90\text{mm}$ through-hole (as shown below); the recommended panel thickness is 15-30mm.



2. Pass the power cord through the mounting hole, align the product with the mounting hole, and embed the product vertically into the mounting hole so that the surrounding sides of the product completely fit the furniture surface.



Precautions

Product Name	Embedded 3-in-1 Wireless Charger	
Product model	GF-13COB-12V	GF-13COB-38V
Input connector	DC connector	01 connector
Input voltage	DC 12V-36V	
Wireless charging output	15W Max	
Wireless charging protocol	BPP/5W; IPHONE/7.5W; Samsung/10W; EPP/15W	
Operating frequency	110-205 Khz	
Transfer efficiency	80%±3	
Standby power consumption	< 0.5 W	
Charging distance	1-5 mm	
Product dimensions	Ø95*29.18 mm	

Dimensional drawing

