


EMC Technologies Report Number: M050422_Cert_BT_WLL4070_11abg

APPENDIX B2 – Test Setup Photograph



APPENDIX B2 – Test Setup Photograph

Peak Output Power, Power Spectral Density, Bandwidth and Band Edge Test Setup




APPENDIX B2 – Test Setup Photographs

Test Setup Photos for FCC Part 15 testing

Photos extracted from Reported FG05_042EAL_EMI_B6110D_Zest.

Photo-1.1 Radiated emission measurement; 30-1000 MHz (Front)



• PC-2 and HUB were set at outside of the chamber.

Photo-1.2 Radiated emission measurement; 30-1000 MHz (Back)




Photo-1.3 Radiated emission measurement; 1-11 GHz (Front)




Photo-2 Conducted emission measurement

