

Annex D

1-3700/21-01-01_AnnexD

[Setup photos of the Equipment Under Test](#)

This addendum is electronically signed and valid without handwritten signature.
For verification of the electronic signatures, the public keys can be requested at the testing laboratory.

Document authorized:

Michael Dorongovski
Lab Manager
Radio Communications

Photos




Photo 1: Tests at the anechoic chamber, Ethertronics antenna




Photo 2: Tests at the anechoic chamber, Ethertronics antenna




Photo 3: Tests at the anechoic chamber, Ethertronics antenna



Photo 4: Tests at the anechoic chamber, Ethertronics antenna



Photo 5: Tests at the anechoic chamber, Ethertronics antenna



Photo 6: Tests at the anechoic chamber, Ethertronics antenna



Photo 7: Tests at the anechoic chamber, Ethertronics antenna




Photo 8: Tests at the semi-anechoic chamber, Ethertronics antenna




Photo 9:




Photo 10 Tests at the anechoic chamber, YAGEO antenna



Photo 11 Tests at the anechoic chamber, YAGEO antenna




Photo 12 Tests at the anechoic chamber, YAGEO antenna




Photo 13 Tests at the anechoic chamber, YAGEO antenna




Photo 14 Tests at the anechoic chamber, YAGEO antenna



Photo 15 Tests at the semi-anechoic chamber, YAGEO antenna

Document history

Version	Applied changes	Date of release
	initial release	2022-07-28
- END OF DOCUMENT -		