Mode	11	
	Band Edge	
	2400-2483.5_802.11ax HE20_CH01_Partial_2412MHz	
ANT	CDD 8+9	
Pol.	Vertical	Fundamental
Peak	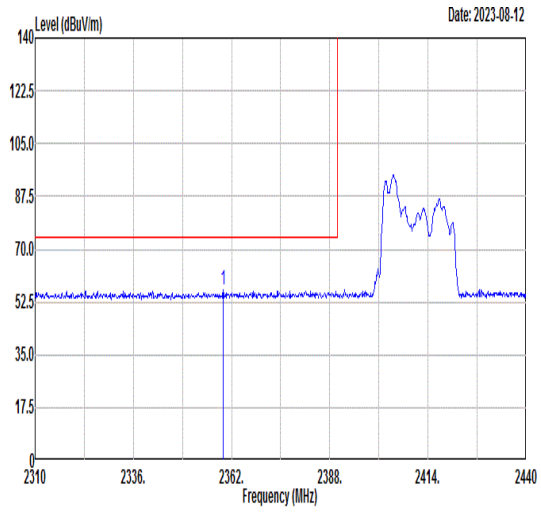 Freq Level Limit Line Margin Read Level Ant Factor Cable Loss Preamp Factor APos TPos Remark MHz dBuV/m dBuV/m dB dBuV dB/m dB dB cm deg 1 2359.79 56.73 74.00 -17.27 52.03 33.24 5.33 33.87 400 99 PEAK	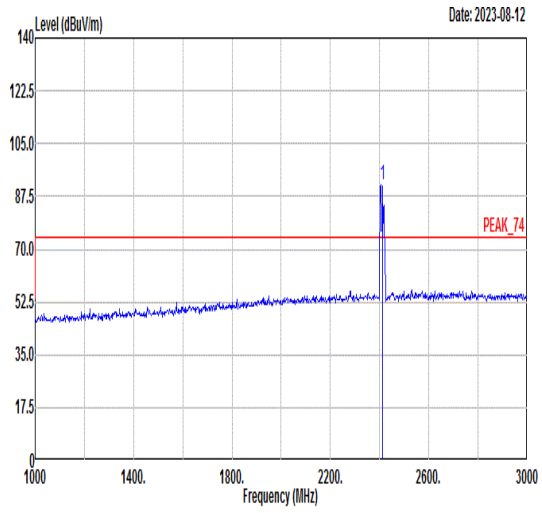 Freq Level Limit Line Margin Read Level Ant Factor Cable Loss Preamp Factor APos TPos Remark MHz dBuV/m dBuV/m dB dBuV dB/m dB dB cm deg 1 2412.00 91.42 ------ ------ 86.58 33.35 5.37 33.88 400 99 PEAK
Avg	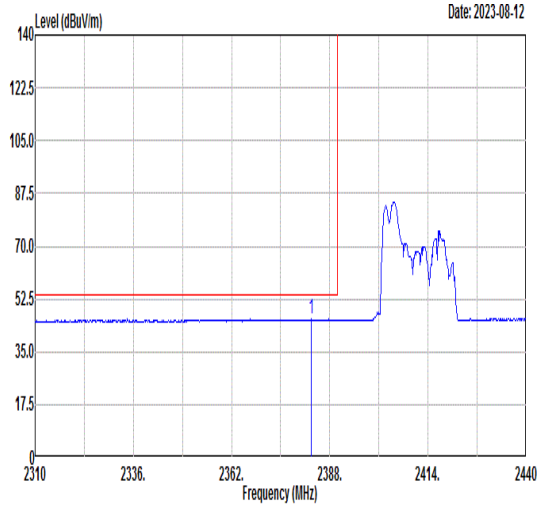 Freq Level Limit Line Margin Read Level Ant Factor Cable Loss Preamp Factor APos TPos Remark MHz dBuV/m dBuV/m dB dBuV dB/m dB dB cm deg 1 2383.06 45.81 54.00 -8.19 41.04 33.30 5.35 33.88 400 99 AVERAGE	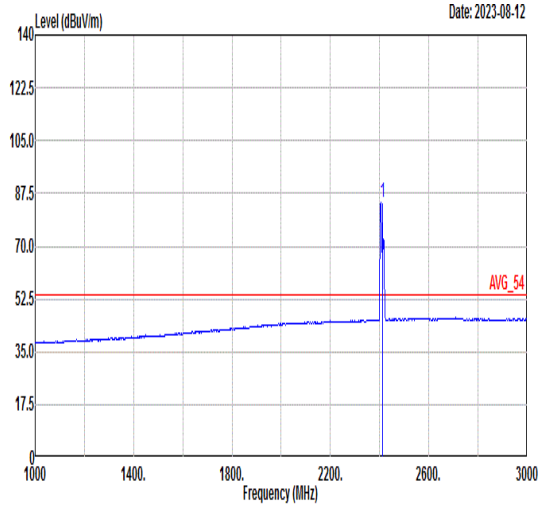 Freq Level Limit Line Margin Read Level Ant Factor Cable Loss Preamp Factor APos TPos Remark MHz dBuV/m dBuV/m dB dBuV dB/m dB dB cm deg 1 2412.00 84.46 ------ ------ 79.62 33.35 5.37 33.88 400 99 AVERAGE

Mode	12	
	Band Edge	
	2400-2483.5_802.11ax HE20_CH01_Partial_2412MHz	
ANT	CDD 8+9	
Pol.	Horizontal	Fundamental
Peak	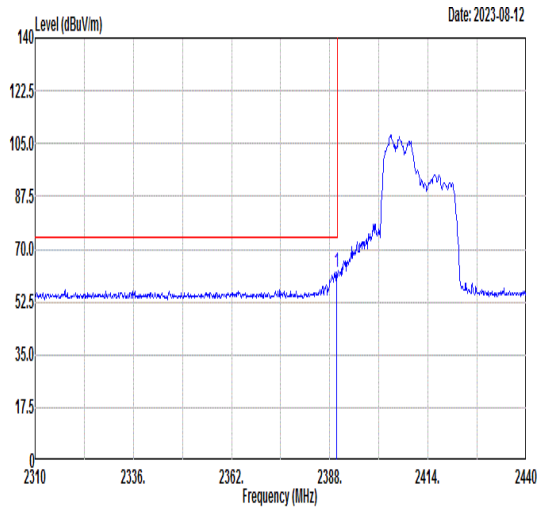 Freq Level Limit Line Margin Read Level Ant Factor Cable Loss Preamp Factor APos TPos Remark MHz dBuV/m dBuV/m dB dBuV dB/m dB dB cm deg 1 2389.82 62.40 74.00 -11.60 57.61 33.31 5.36 33.88 309 116 PEAK	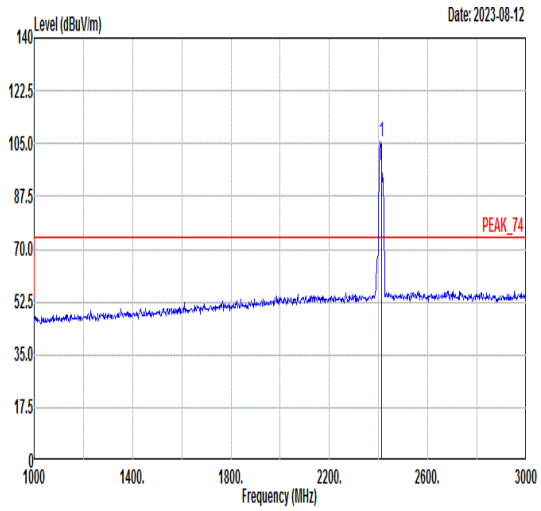 Freq Level Limit Line Margin Read Level Ant Factor Cable Loss Preamp Factor APos TPos Remark MHz dBuV/m dBuV/m dB dBuV dB/m dB dB cm deg 1 2412.00 105.53 ------ ------ 100.69 33.35 5.37 33.88 309 116 PEAK
Avg	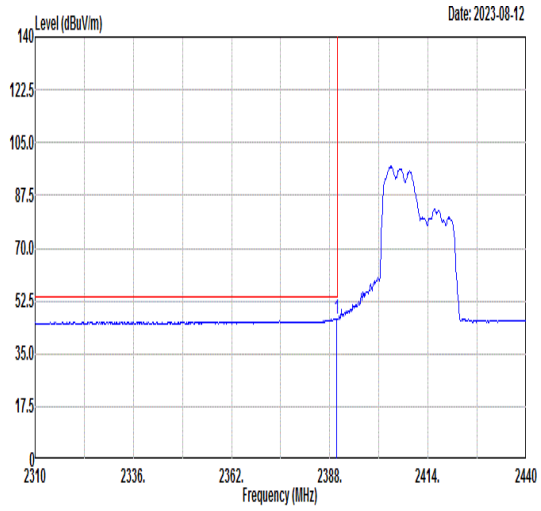 Freq Level Limit Line Margin Read Level Ant Factor Cable Loss Preamp Factor APos TPos Remark MHz dBuV/m dBuV/m dB dBuV dB/m dB dB cm deg 1 2389.82 46.67 54.00 -7.33 41.88 33.31 5.36 33.88 309 116 AVERAGE	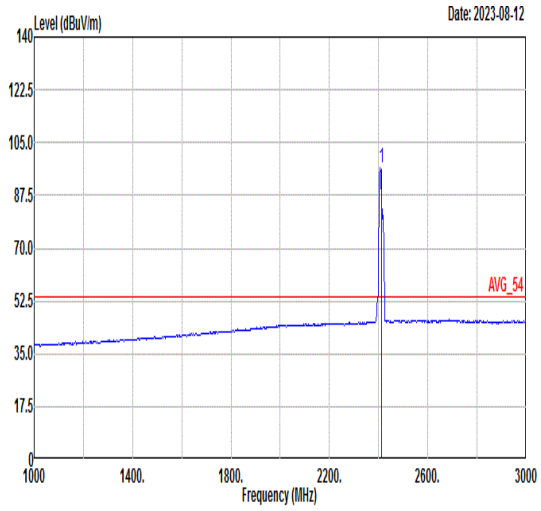 Freq Level Limit Line Margin Read Level Ant Factor Cable Loss Preamp Factor APos TPos Remark MHz dBuV/m dBuV/m dB dBuV dB/m dB dB cm deg 1 2412.00 96.87 ------ ------ 92.03 33.35 5.37 33.88 309 116 AVERAGE

Mode	12	
	Band Edge	
	2400-2483.5_802.11ax HE20_CH01_Partial_2412MHz	
ANT	CDD 8+9	
Pol.	Vertical	Fundamental
Peak	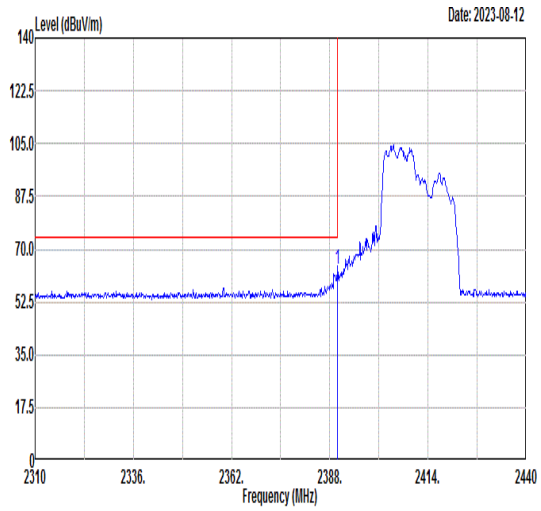 Freq Level Limit Line Margin Read Level Ant Factor Cable Loss Preamp Factor APos TPos Remark MHz dBuV/m dBuV/m dB dBuV dB/m dB dB cm deg 1 2389.95 63.66 74.00 -10.34 58.87 33.31 5.36 33.88 400 178 PEAK	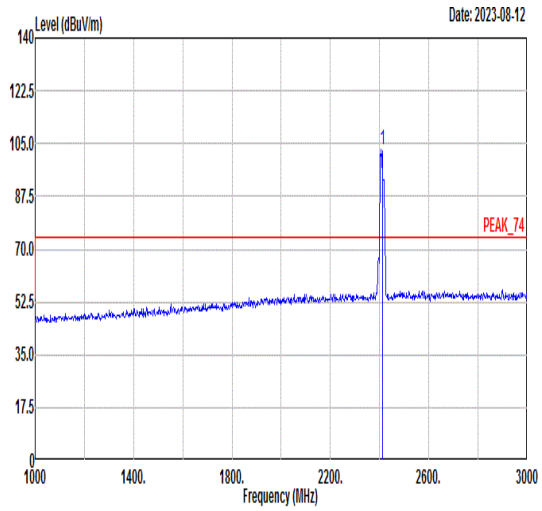 Freq Level Limit Line Margin Read Level Ant Factor Cable Loss Preamp Factor APos TPos Remark MHz dBuV/m dBuV/m dB dBuV dB/m dB dB cm deg 1 2412.00 103.20 ------ ------ 98.36 33.35 5.37 33.88 400 178 PEAK
Avg	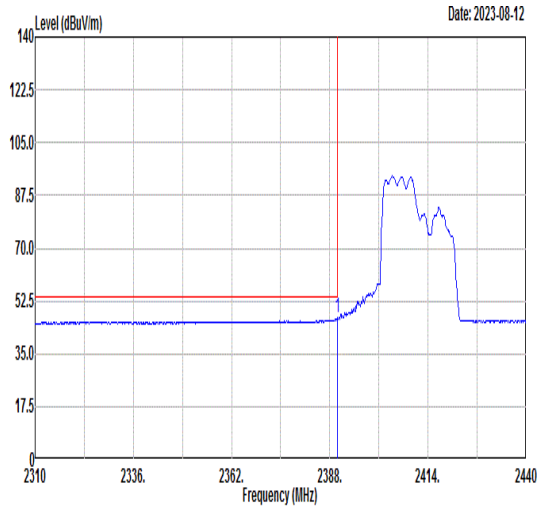 Freq Level Limit Line Margin Read Level Ant Factor Cable Loss Preamp Factor APos TPos Remark MHz dBuV/m dBuV/m dB dBuV dB/m dB dB cm deg 1 2389.95 47.23 54.00 -6.77 42.44 33.31 5.36 33.88 400 178 AVERAGE	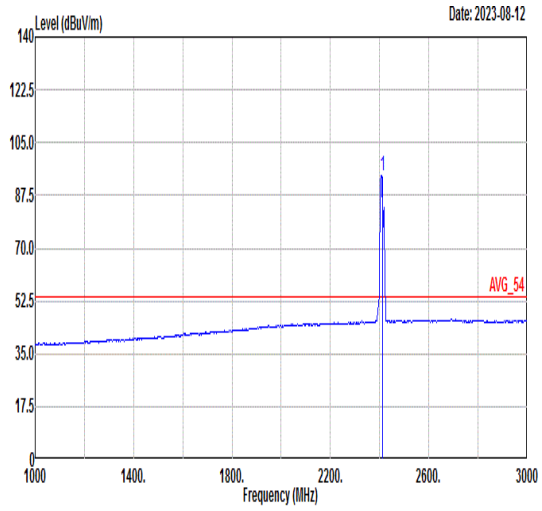 Freq Level Limit Line Margin Read Level Ant Factor Cable Loss Preamp Factor APos TPos Remark MHz dBuV/m dBuV/m dB dBuV dB/m dB dB cm deg 1 2412.00 94.05 ------ ------ 89.20 33.36 5.37 33.88 400 178 AVERAGE

Mode	13	
	Band Edge	
	2400-2483.5_802.11ax HE20_CH11_Partial_2462MHz	
ANT	CDD 8+9	
Pol.	Horizontal	Fundamental
Peak	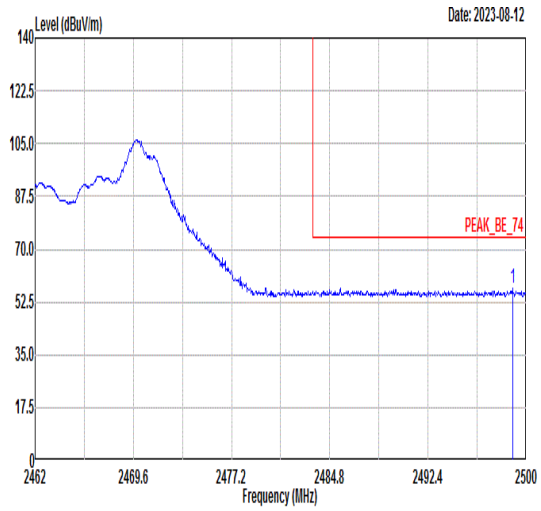 Freq Level Limit Line Margin Read Level Ant Factor Cable Loss Preamp Factor APos TPos Remark MHz dBuV/m dBuV/m dB dBuV dB/m dB dB cm deg 1 2498.94 56.97 74.00 -17.03 51.79 33.60 5.48 33.90 128 171 PEAK	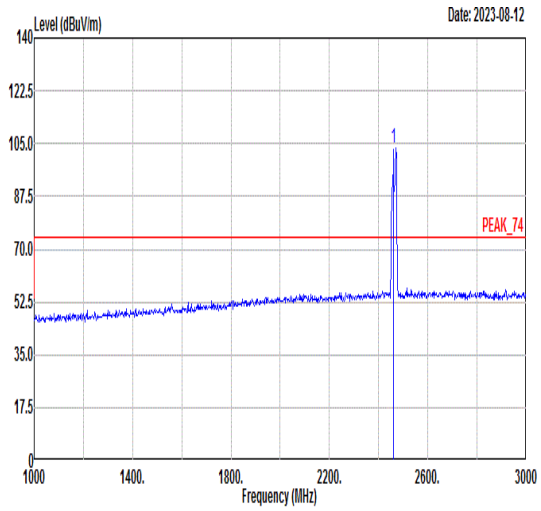 Freq Level Limit Line Margin Read Level Ant Factor Cable Loss Preamp Factor APos TPos Remark MHz dBuV/m dBuV/m dB dBuV dB/m dB dB cm deg 1 2462.00 103.67 ------ ------ 98.60 33.52 5.44 33.89 128 171 PEAK
Avg	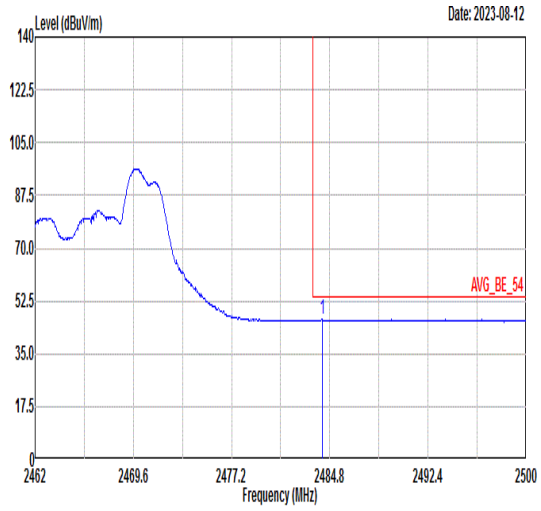 Freq Level Limit Line Margin Read Level Ant Factor Cable Loss Preamp Factor APos TPos Remark MHz dBuV/m dBuV/m dB dBuV dB/m dB dB cm deg 1 2484.23 46.48 54.00 -7.52 41.36 33.56 5.46 33.90 128 171 AVERAGE	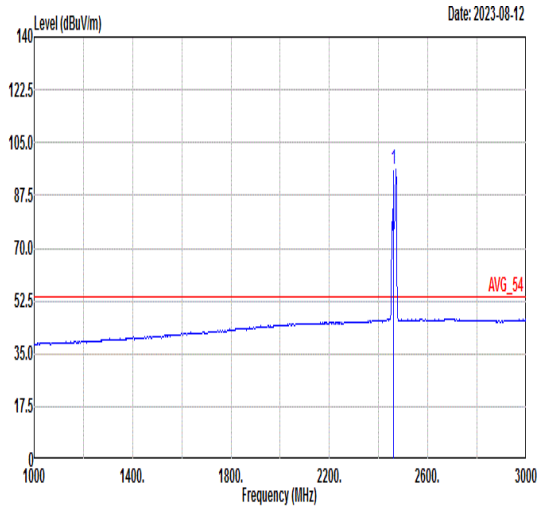 Freq Level Limit Line Margin Read Level Ant Factor Cable Loss Preamp Factor APos TPos Remark MHz dBuV/m dBuV/m dB dBuV dB/m dB dB cm deg 1 2462.00 95.92 ------ ------ 90.85 33.52 5.44 33.89 128 171 AVERAGE

Mode	13	
	Band Edge	
	2400-2483.5_802.11ax HE20_CH11_Partial_2462MHz	
ANT	CDD 8+9	
Pol.	Vertical	Fundamental
Peak	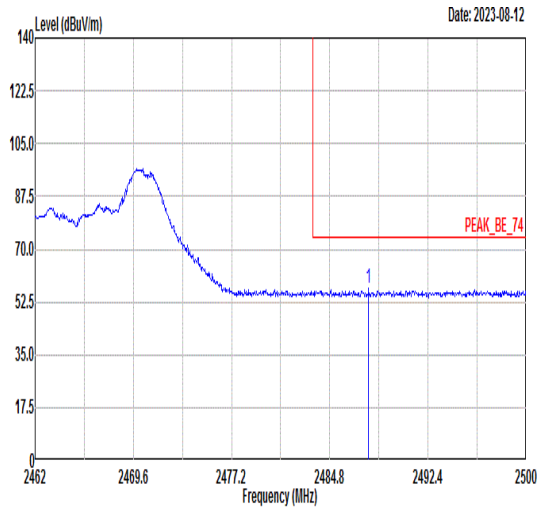 Freq Level Limit Line Margin Read Level Ant Factor Cable Loss Preamp Factor APos TPos Remark MHz dBuV/m dBuV/m dB dBuV dB/m dB dB cm deg 1 2487.80 57.18 74.00 -16.82 52.05 33.57 5.46 33.90 200 273 PEAK	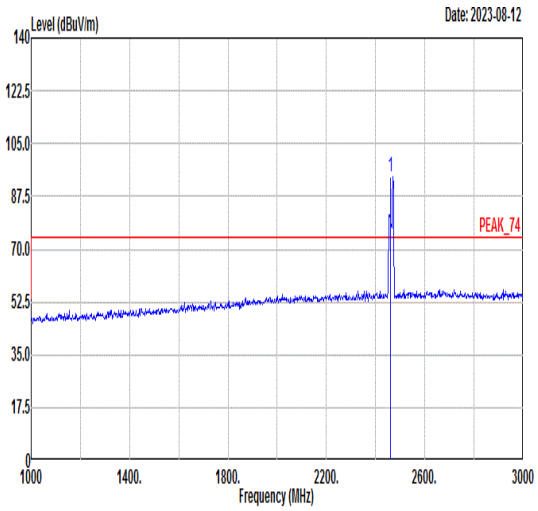 Freq Level Limit Line Margin Read Level Ant Factor Cable Loss Preamp Factor APos TPos Remark MHz dBuV/m dBuV/m dB dBuV dB/m dB dB cm deg 1 2462.00 94.00 ------ ------ 88.93 33.52 5.44 33.89 200 273 PEAK
Avg	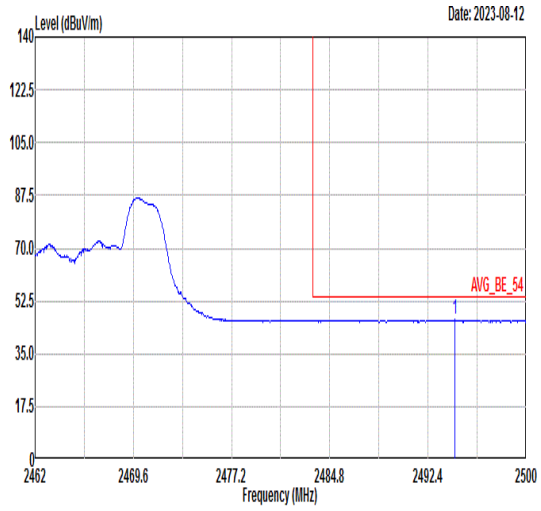 Freq Level Limit Line Margin Read Level Ant Factor Cable Loss Preamp Factor APos TPos Remark MHz dBuV/m dBuV/m dB dBuV dB/m dB dB cm deg 1 2494.49 46.26 54.00 -7.74 41.10 33.59 5.47 33.90 200 273 AVERAGE	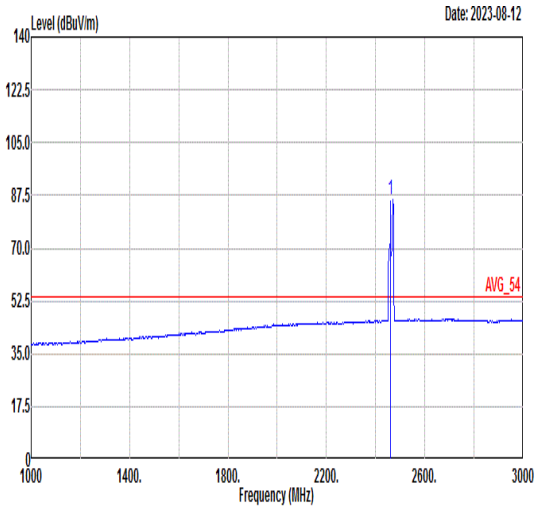 Freq Level Limit Line Margin Read Level Ant Factor Cable Loss Preamp Factor APos TPos Remark MHz dBuV/m dBuV/m dB dBuV dB/m dB dB cm deg 1 2462.00 86.37 ------ ------ 81.30 33.52 5.44 33.89 200 273 AVERAGE

Mode	14	
	Band Edge	
	2400-2483.5_802.11ax HE20_CH11_Partial_2462MHz	
ANT	CDD 8+9	
Pol.	Horizontal	Fundamental
Peak	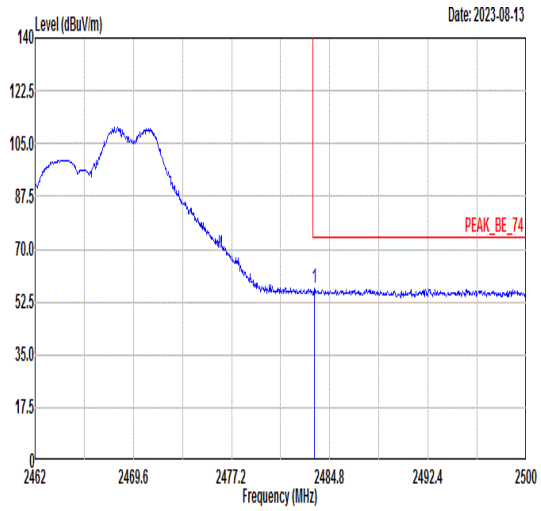 Freq Level Limit Line Margin Read Level Ant Factor Cable Loss Preamp Factor APos TPos Remark MHz dBuV/m dBuV/m dB dBuV dB/m dB dB cm deg 1 2483.58 57.06 74.00 -16.94 51.94 33.56 5.46 33.90 185 0 PEAK	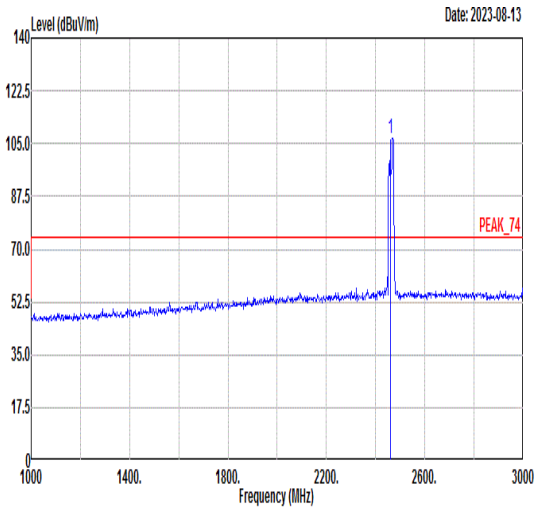 Freq Level Limit Line Margin Read Level Ant Factor Cable Loss Preamp Factor APos TPos Remark MHz dBuV/m dBuV/m dB dBuV dB/m dB dB cm deg 1 2462.00 106.98 ------ ------ 101.91 33.52 5.44 33.89 185 0 PEAK
Avg	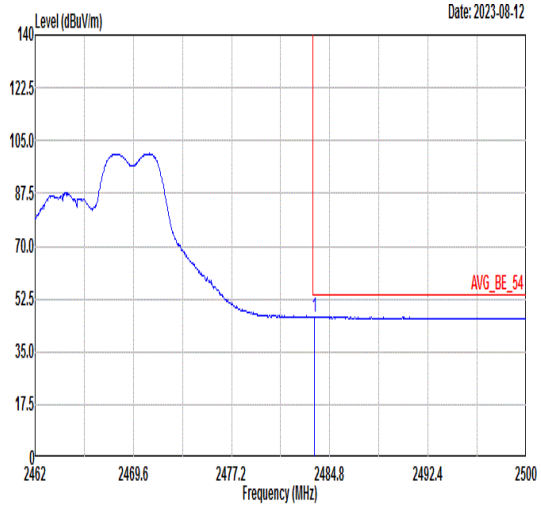 Freq Level Limit Line Margin Read Level Ant Factor Cable Loss Preamp Factor APos TPos Remark MHz dBuV/m dBuV/m dB dBuV dB/m dB dB cm deg 1 2483.62 46.59 54.00 -7.41 41.47 33.56 5.46 33.90 185 0 AVERAGE	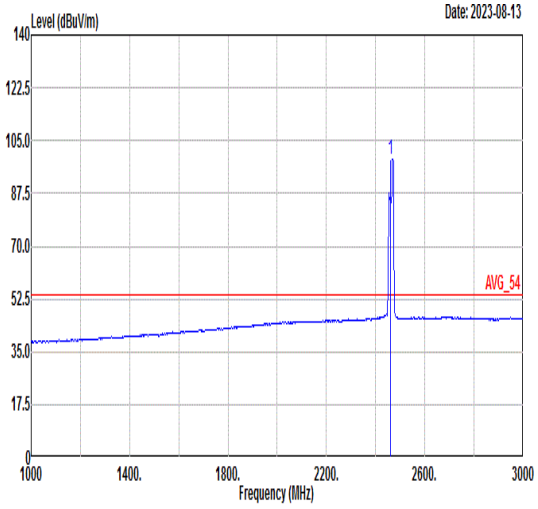 Freq Level Limit Line Margin Read Level Ant Factor Cable Loss Preamp Factor APos TPos Remark MHz dBuV/m dBuV/m dB dBuV dB/m dB dB cm deg 1 2462.00 98.55 ------ ------ 93.48 33.52 5.44 33.89 185 0 AVERAGE

Mode	14	
	Band Edge	
	2400-2483.5_802.11ax HE20_CH11_Partial_2462MHz	
ANT	CDD 8+9	
Pol.	Vertical	Fundamental
Peak	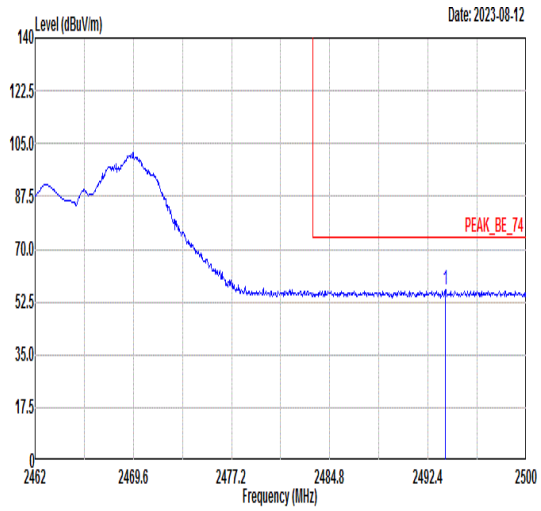 Freq Level Limit Line Margin Read Level Ant Factor Cable Loss Preamp Factor APos TPos Remark MHz dBuV/m dBuV/m dB dBuV dB/m dB dB cm deg 1 2493.73 56.68 74.00 -17.32 51.53 33.58 5.47 33.90 331 360 PEAK	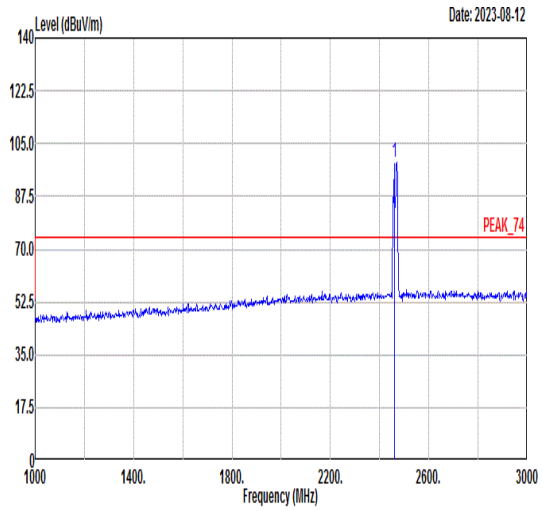 Freq Level Limit Line Margin Read Level Ant Factor Cable Loss Preamp Factor APos TPos Remark MHz dBuV/m dBuV/m dB dBuV dB/m dB dB cm deg 1 2462.00 98.56 ------ ------ 93.49 33.52 5.44 33.89 331 360 PEAK
Avg	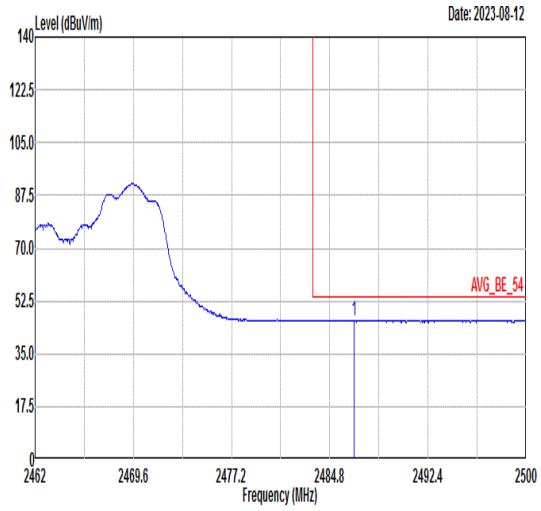 Freq Level Limit Line Margin Read Level Ant Factor Cable Loss Preamp Factor APos TPos Remark MHz dBuV/m dBuV/m dB dBuV dB/m dB dB cm deg 1 2486.66 46.16 54.00 -7.84 41.03 33.57 5.46 33.90 331 360 AVERAGE	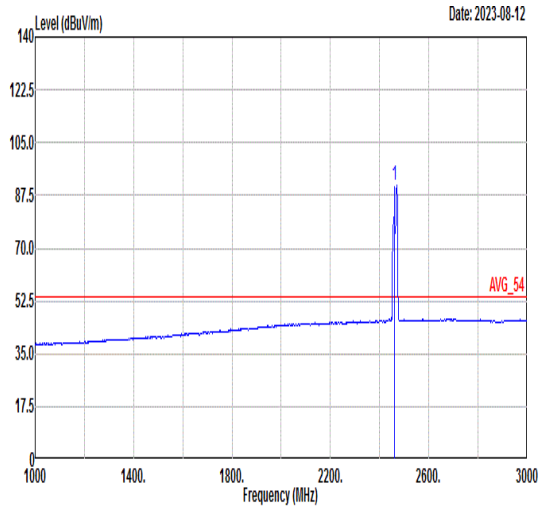 Freq Level Limit Line Margin Read Level Ant Factor Cable Loss Preamp Factor APos TPos Remark MHz dBuV/m dBuV/m dB dBuV dB/m dB dB cm deg 1 2462.00 91.04 ------ ------ 85.97 33.52 5.44 33.89 331 360 AVERAGE

Mode	15	
	Band Edge	
	2400-2483.5_802.11ax HE20_CH11_Partial_2462MHz	
ANT	CDD 8+9	
Pol.	Horizontal	Fundamental
Peak	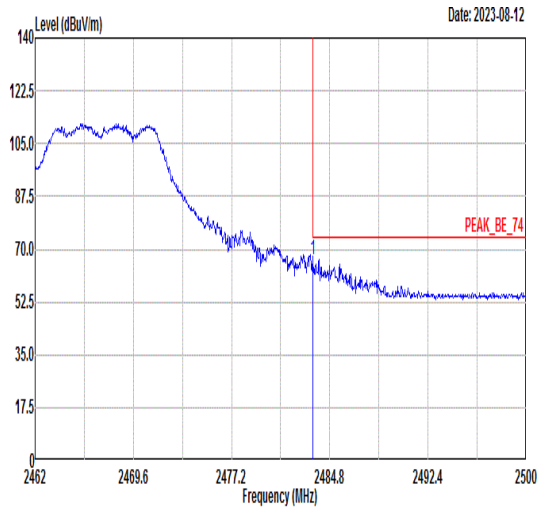 Freq Level Limit Line Margin Read Level Ant Factor Cable Loss Preamp Factor APos TPos Remark MHz dBuV/m dBuV/m dB dBuV dB/m dB dB cm deg 1 2483.51 66.75 74.00 -7.25 61.63 33.56 5.46 33.90 290 11 PEAK	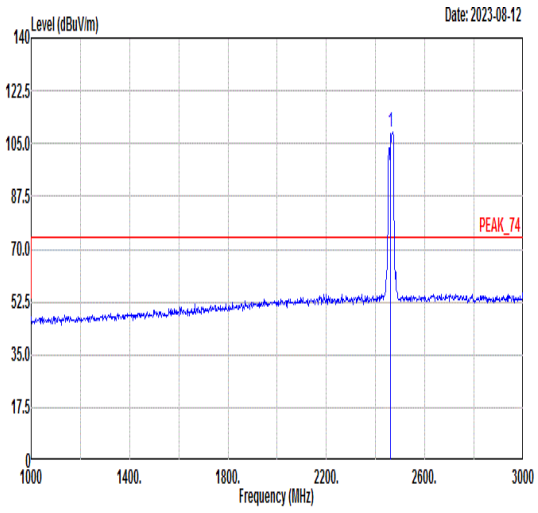 Freq Level Limit Line Margin Read Level Ant Factor Cable Loss Preamp Factor APos TPos Remark MHz dBuV/m dBuV/m dB dBuV dB/m dB dB cm deg 1 2462.00 108.60 ------ ------ 103.53 33.52 5.44 33.89 290 11 PEAK
Avg	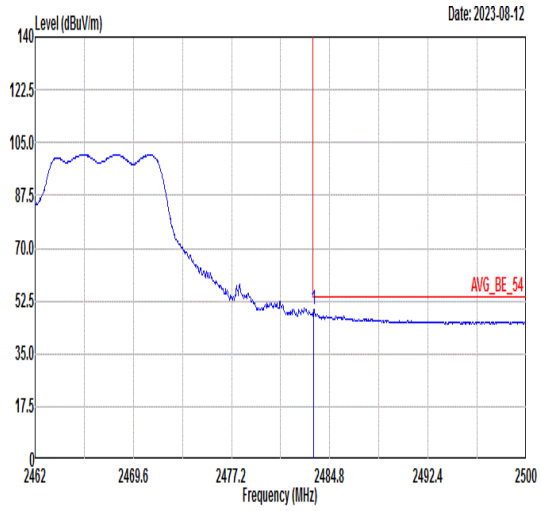 Freq Level Limit Line Margin Read Level Ant Factor Cable Loss Preamp Factor APos TPos Remark MHz dBuV/m dBuV/m dB dBuV dB/m dB dB cm deg 1 2483.55 49.81 54.00 -4.19 44.69 33.56 5.46 33.90 290 11 AVERAGE	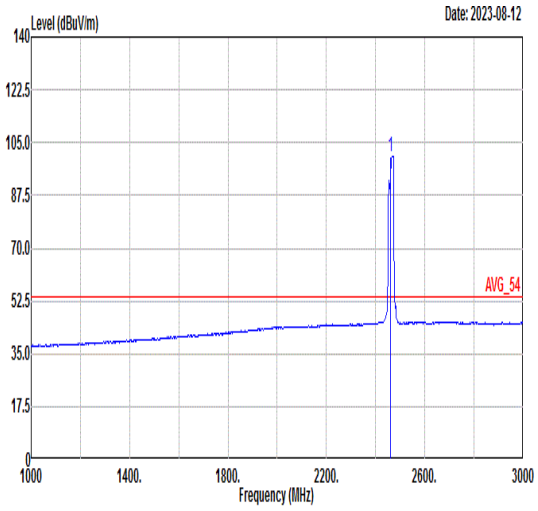 Freq Level Limit Line Margin Read Level Ant Factor Cable Loss Preamp Factor APos TPos Remark MHz dBuV/m dBuV/m dB dBuV dB/m dB dB cm deg 1 2462.00 100.59 ------ ------ 95.52 33.52 5.44 33.89 290 11 AVERAGE

Mode	15	
	Band Edge	
	2400-2483.5_802.11ax HE20_CH11_Partial_2462MHz	
ANT	CDD 8+9	
Pol.	Vertical	Fundamental
Peak	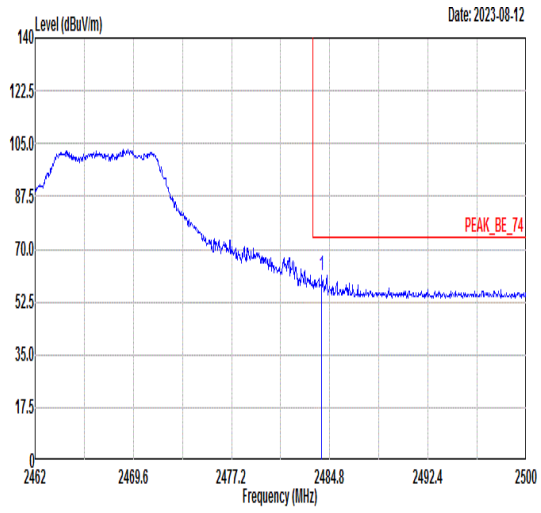 Freq Level Limit Line Margin Read Level Ant Factor Cable Loss Preamp Factor APos TPos Remark MHz dBuV/m dBuV/m dB dBuV dB/m dB dB cm deg 1 2484.19 61.37 74.00 -12.63 56.25 33.56 5.46 33.90 400 164 PEAK	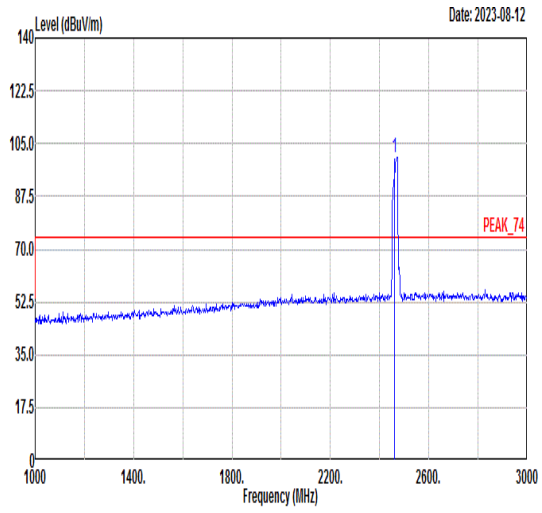 Freq Level Limit Line Margin Read Level Ant Factor Cable Loss Preamp Factor APos TPos Remark MHz dBuV/m dBuV/m dB dBuV dB/m dB dB cm deg 1 2462.00 100.60 ------ ------ 95.53 33.52 5.44 33.89 400 164 PEAK
Avg	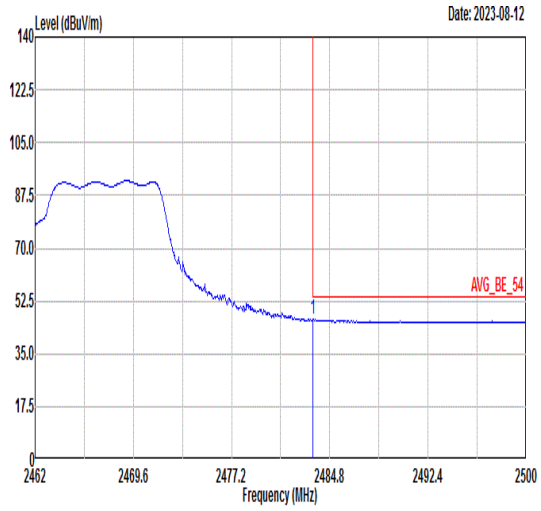 Freq Level Limit Line Margin Read Level Ant Factor Cable Loss Preamp Factor APos TPos Remark MHz dBuV/m dBuV/m dB dBuV dB/m dB dB cm deg 1 2483.51 46.49 54.00 -7.51 41.37 33.56 5.46 33.90 400 164 AVERAGE	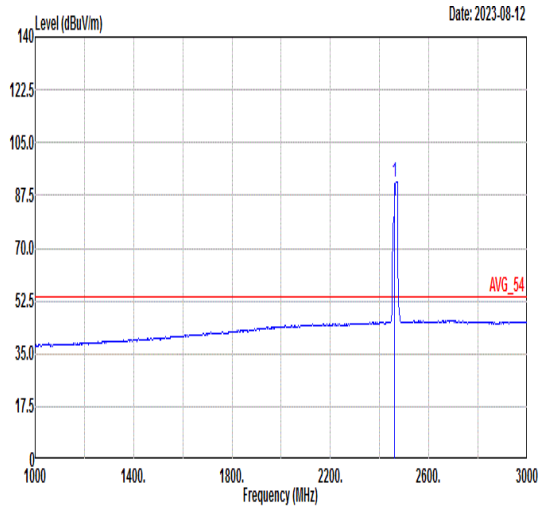 Freq Level Limit Line Margin Read Level Ant Factor Cable Loss Preamp Factor APos TPos Remark MHz dBuV/m dBuV/m dB dBuV dB/m dB dB cm deg 1 2462.00 92.18 ------ ------ 87.11 33.52 5.44 33.89 400 164 AVERAGE

Mode	16	
	LF	
	2400-2483.5_802.11g_CH01_2412MHz	
ANT	MIMO 8+9	
Pol.	Horizontal	Vertical
QP/ Peak	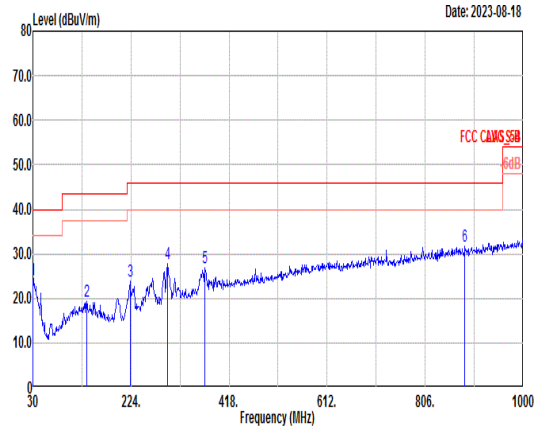	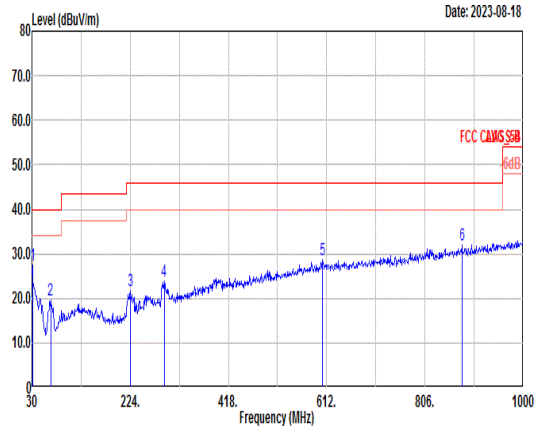

	Freq	Level	Limit Line	Margin	Read Level	Ant Factor	Cable Loss	Preamp Factor	APos	TPos	Remark
	MHz	dBuV/m	dBuV/m	dB	dBuV	dB/m	dB	dB	cm	deg	
1	30.00	24.30	40.00	-15.70	30.47	25.20	0.53	31.90	---	---	Peak
2	136.70	19.22	43.50	-24.28	31.93	17.60	1.20	31.51	---	---	Peak
3	222.06	23.82	46.00	-22.18	38.09	15.46	1.53	31.26	---	---	Peak
4	295.78	27.72	46.00	-18.28	37.82	19.22	1.79	31.11	---	---	Peak
5	369.50	26.79	46.00	-19.21	34.99	20.80	2.03	31.03	---	---	Peak
6	884.57	31.58	46.00	-14.42	30.42	29.10	3.13	31.07	---	---	Peak

	Freq	Level	Limit Line	Margin	Read Level	Ant Factor	Cable Loss	Preamp Factor	APos	TPos	Remark
	MHz	dBuV/m	dBuV/m	dB	dBuV	dB/m	dB	dB	cm	deg	
1	30.97	27.37	40.00	-12.63	33.96	24.70	0.54	31.83	---	---	Peak
2	66.86	19.64	40.00	-20.36	38.48	12.20	0.82	31.86	---	---	Peak
3	224.00	21.69	46.00	-24.31	35.78	15.62	1.54	31.25	---	---	Peak
4	290.93	23.90	46.00	-22.10	34.13	19.12	1.77	31.12	---	---	Peak
5	603.27	28.64	46.00	-17.36	31.23	25.84	2.57	31.00	---	---	Peak
6	878.75	32.11	46.00	-13.89	30.86	29.20	3.11	31.06	---	---	Peak

<Simultaneous transmission>

802.11g CH01 & BLE CH38 & LTE Band 13

BLE CH38 (Band Edge @ 3m)

	Note	Frequency (MHz)	Level (dBμV/m)	Margin (dB)	Limit Line (dBμV/m)	Read Level (dBμV)	Antenna Factor (dB/m)	Cable Loss (dB)	Preamp Factor (dB)	Ant Pos (cm)	Table Pos (deg)	Peak Avg. (P/A)	Pol. (H/V)
802.11g CH01&BLE CH38& LTE Band 13 Co-location	*	2478	95.86	-	-	92.72	30.81	5.46	33.13	195	122	P	H
	*	2478	94.27	-	-	91.13	30.81	5.46	33.13	195	122	A	H
		2483.52	47.69	-26.31	74	44.52	30.83	5.46	33.12	195	122	P	H
		2483.92	38.71	-15.29	54	35.53	30.84	5.46	33.12	195	122	A	H
	*	2478	87.21	-	-	84.07	30.81	5.46	33.13	127	357	P	V
	*	2478	85.35	-	-	82.21	30.81	5.46	33.13	127	357	A	V
		2486.6	43.18	-30.82	74	39.99	30.85	5.46	33.12	127	357	P	V
		2488.16	36.06	-17.94	54	32.87	30.85	5.46	33.12	127	357	A	V
Remark	1. No other spurious found. 2. All results are PASS against Peak and Average limit line.												

802.11g CH01 (Band Edge @ 3m)

	Note	Frequency (MHz)	Level (dBμV/m)	Margin (dB)	Limit Line (dBμV/m)	Read Level (dBμV)	Antenna Factor (dB/m)	Cable Loss (dB)	Preamp Factor (dB)	Ant Pos (cm)	Table Pos (deg)	Peak Avg. (P/A)	Pol. (H/V)
802.11g CH01&BLE CH38& LTE Band 13 Co-location		2389.59	62.22	-11.78	74	59.48	30.62	5.37	33.25	101	288	P	H
		2389.695	47.71	-6.29	54	44.97	30.62	5.37	33.25	101	288	A	H
	*	2412	106.73	-	-	103.96	30.62	5.37	33.22	101	288	P	H
	*	2412	99.3	-	-	96.53	30.62	5.37	33.22	101	288	A	H
		2389.905	56.69	-17.31	74	53.95	30.62	5.37	33.25	382	248	P	V
		2389.59	44.36	-9.64	54	41.62	30.62	5.37	33.25	382	248	A	V
	*	2412	103.08	-	-	100.31	30.62	5.37	33.22	382	248	P	V
	*	2412	96.44	-	-	93.67	30.62	5.37	33.22	382	248	A	V
Remark	3. No other spurious found. 4. All results are PASS against Peak and Average limit line.												

802.11g CH01 & BLE CH38 & LTE Band 13 (Harmonic @ 3m)

	Note	Frequency (MHz)	Level (dBμV/m)	Margin (dB)	Limit Line (dBμV/m)	Read Level (dBμV)	Antenna Factor (dB/m)	Cable Loss (dB)	Preamp Factor (dB)	Ant Pos (cm)	Table Pos (deg)	Peak Avg. (P/A)	Pol. (H/V)
802.11g CH01&BLE CH38& LTE Band 13 Co-location		4824	44.8	-29.2	74	53.24	34.25	8.88	51.57	-	-	P	H
		4956	44.06	-29.94	74	52.61	34.44	8.53	51.52	-	-	P	H
		7434	42.76	-31.24	74	48.37	35.41	10.17	51.19	-	-	P	H
		4824	44.16	-29.84	74	52.6	34.25	8.88	51.57	-	-	P	V
		4956	44.61	-29.39	74	53.16	34.44	8.53	51.52	-	-	P	V
		7434	42.59	-31.41	74	48.2	35.41	10.17	51.19	-	-	P	V
Remark	1. No other spurious found. 2. All results are PASS against Peak and Average limit line.												

802.11g CH01 & BLE CH38 & LTE Band 13

BLE CH38 (Band Edge @ 3m)

	2.4GHz 2400~2483.5MHz Band Edge @ 3m	
	Horizontal	Fundamental
Peak	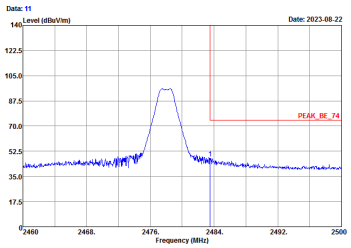 Freq Level Over Limit Limit Line ReadAntenna Level Factor Cable Loss Preamp Factor A/Pos T/Pos Remark MHz dBuV/m dB dBuV/m dBuV dB/m dB dB cm deg 1 * 2483.52 47.69 -26.31 74.00 44.52 30.83 5.46 33.12 195 122 Peak	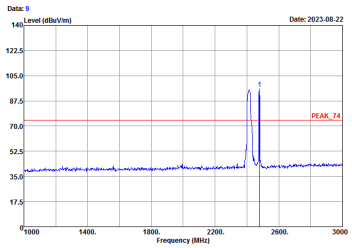 Freq Level Over Limit Limit Line ReadAntenna Level Factor Cable Loss Preamp Factor A/Pos T/Pos Remark MHz dBuV/m dB dBuV/m dBuV dB/m dB dB cm deg 1 * 2478.00 95.86 21.86 74.00 92.72 30.81 5.46 33.13 195 122 Peak
Avg.	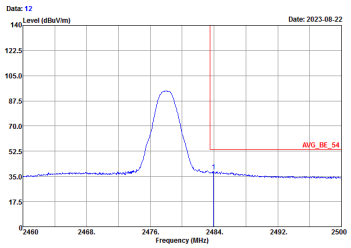 Freq Level Over Limit Limit Line ReadAntenna Level Factor Cable Loss Preamp Factor A/Pos T/Pos Remark MHz dBuV/m dB dBuV/m dBuV dB/m dB dB cm deg 1 2483.92 38.71 -15.29 54.00 35.53 30.84 5.46 33.12 195 122 Average	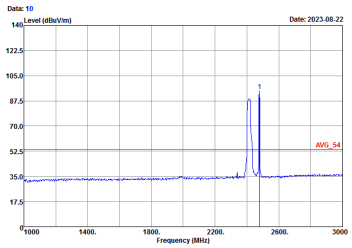 Freq Level Over Limit Limit Line ReadAntenna Level Factor Cable Loss Preamp Factor A/Pos T/Pos Remark MHz dBuV/m dB dBuV/m dBuV dB/m dB dB cm deg 1 2478.00 94.27 40.27 54.00 91.13 30.81 5.46 33.13 195 122 Average

	2.4GHz 2400~2483.5MHz Band Edge @ 3m	
	Vertical	**Fundamental**
Peak	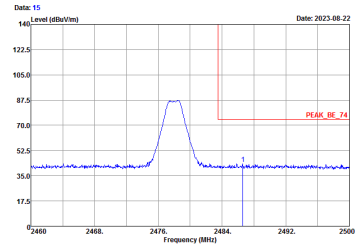 Freq Level Over Limit Limit Line ReadAntenna Level Factor Cable Loss Factor Preamp Factor A/Pos T/Pos Remark MHz dBuV/m dB dBuV/m dBuV dB/m dB dB cm deg 1 * 2486.60 43.18 -30.82 74.00 39.99 30.85 5.46 33.12 127 357 Peak	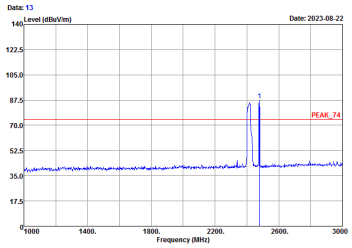 Freq Level Over Limit Limit Line ReadAntenna Level Factor Cable Loss Factor Preamp Factor A/Pos T/Pos Remark MHz dBuV/m dB dBuV/m dBuV dB/m dB dB cm deg 1 * 2478.00 87.21 13.21 74.00 84.07 30.81 5.46 33.13 127 357 Peak
Avg.	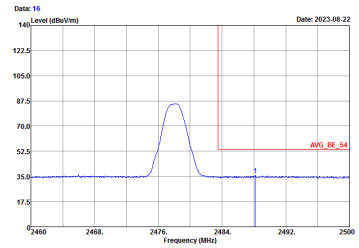 Freq Level Over Limit Limit Line ReadAntenna Level Factor Cable Loss Factor Preamp Factor A/Pos T/Pos Remark MHz dBuV/m dB dBuV/m dBuV dB/m dB dB cm deg 1 2488.16 36.06 -17.94 54.00 32.87 30.85 5.46 33.12 127 357 Average	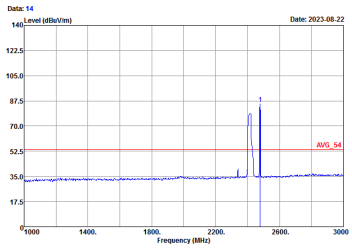 Freq Level Over Limit Limit Line ReadAntenna Level Factor Cable Loss Factor Preamp Factor A/Pos T/Pos Remark MHz dBuV/m dB dBuV/m dBuV dB/m dB dB cm deg 1 2478.00 85.35 31.35 54.00 82.21 30.81 5.46 33.13 127 357 Average

802.11g CH01 (Band Edge @ 3m)

	2.4GHz 2400~2483.5MHz Band Edge @ 3m	
	Horizontal	Fundamental
Peak	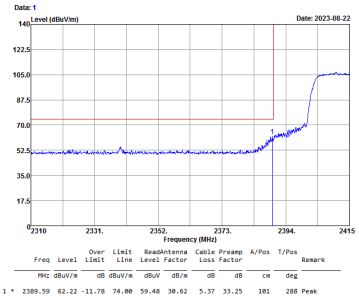	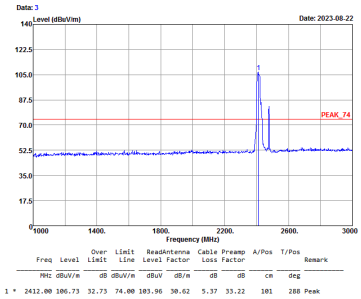
Avg.	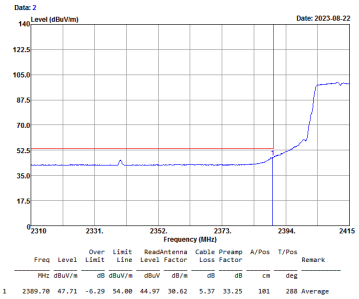	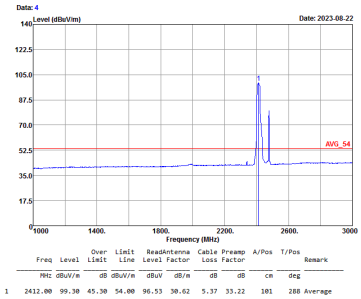

	2.4GHz 2400~2483.5MHz Band Edge @ 3m	
	Vertical	**Fundamental**
Peak	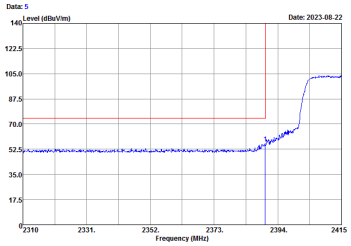 Freq Level Over Limit Limit Line ReadAntenna Level Factor Cable Loss Factor Preamp Factor A/Pos T/Pos Remark MHz dBuV/m dB dBuV/m dBuV dB/m dB dB cm deg 1 * 2389.91 56.69 -17.31 74.00 53.95 30.62 5.37 33.25 382 248 Peak	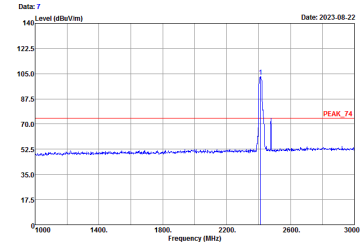 Freq Level Over Limit Limit Line ReadAntenna Level Factor Cable Loss Factor Preamp Factor A/Pos T/Pos Remark MHz dBuV/m dB dBuV/m dBuV dB/m dB dB cm deg 1 * 2412.00 103.08 29.08 74.00 100.31 30.62 5.37 33.22 382 248 Peak
Avg.	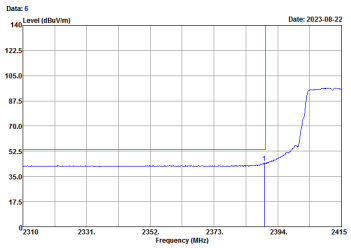 Freq Level Over Limit Limit Line ReadAntenna Level Factor Cable Loss Factor Preamp Factor A/Pos T/Pos Remark MHz dBuV/m dB dBuV/m dBuV dB/m dB dB cm deg 1 2389.59 44.36 -9.64 54.00 41.62 30.62 5.37 33.25 382 248 Average	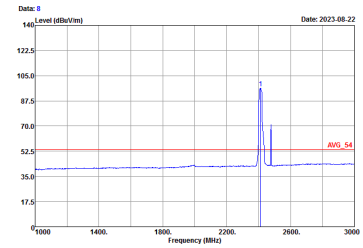 Freq Level Over Limit Limit Line ReadAntenna Level Factor Cable Loss Factor Preamp Factor A/Pos T/Pos Remark MHz dBuV/m dB dBuV/m dBuV dB/m dB dB cm deg 1 2412.00 96.44 42.44 54.00 93.67 30.62 5.37 33.22 382 248 Average

Harmonic (Harmonic @ 3m)

802.11g CH01&BLE CH38& LTE Band 13

	2.4GHz 2400~2483.5MHz Harmonic @ 3m	
	Horizontal	Vertical
Peak Avg.	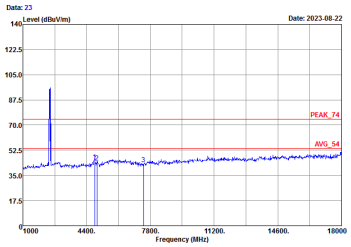 Over Limit ReadAntenna Cable Preamp A/Pos T/Pos Freq Level Limit Line Level Factor Loss Factor Remark MHz dBuV/m dB dBuV/m dBuV dB/m dB dB cm deg 1 * 4824.00 44.80 -29.20 74.00 53.24 34.25 8.88 51.57 --- --- Peak 2 4956.00 44.06 -29.94 74.00 52.61 34.44 8.53 51.52 --- --- Peak 3 7434.00 42.76 -31.24 74.00 48.37 35.41 10.17 51.19 --- --- Peak	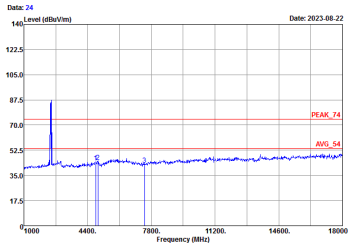 Over Limit ReadAntenna Cable Preamp A/Pos T/Pos Freq Level Limit Line Level Factor Loss Factor Remark MHz dBuV/m dB dBuV/m dBuV dB/m dB dB cm deg 1 4824.00 44.16 -29.84 74.00 52.60 34.25 8.88 51.57 --- --- Peak 2 * 4956.00 44.61 -29.39 74.00 53.16 34.44 8.53 51.52 --- --- Peak 3 7434.00 42.59 -31.41 74.00 48.20 35.41 10.17 51.19 --- --- Peak

Note: the highest signals over limit are BLE and WLAN 2.4G co-location fundamental signals.

Appendix D. Duty Cycle Plots

Band	Duty Cycle(%)	T(ms)	1/T(kHz)	VBW Setting
802.11b	99.47	-	-	10Hz
802.11g	96.86	1.390	0.719	1KHz
802.11ax HE20	95.75	1.015	0.985	1KHz

802.11b

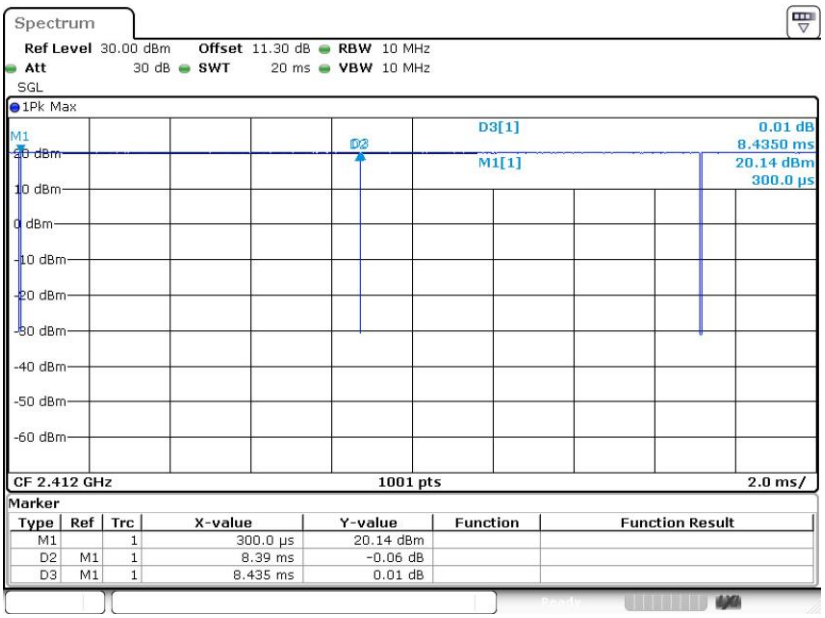

802.11g

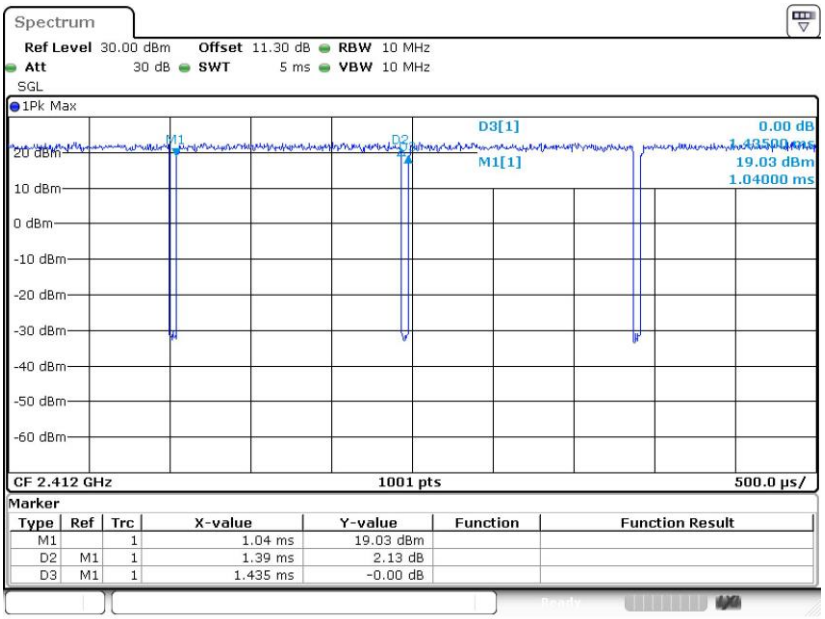
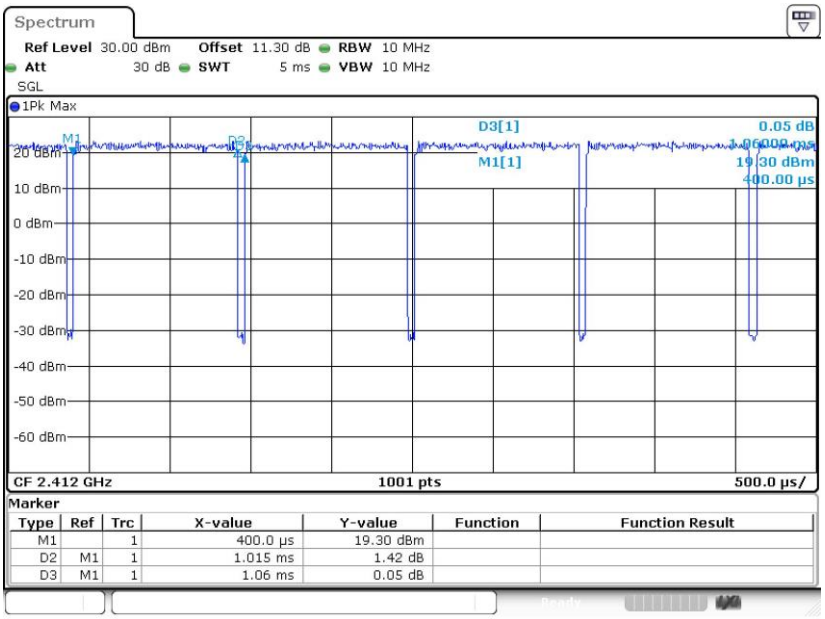
802.11ax HE20