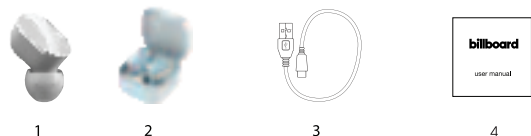


billboard

TRUE WIRELESS EARBUDS

Thank you for purchasing the billboard true wireless earbuds. For best use of this device, we recommend carefully reading this user manual and keeping it for your records.

Package contains:
1. Wireless earbuds
2. Charging Case
3. USB charging cable
4. User manual



Touch Control

1 Tap:
Play/Pause, Answer/End Calls

2 Taps:
Left - Volume Up
Right - Volume Down

3 Taps:
Enable AI Voice Assistant

Long Press 1-2 seconds:
Reject incoming call


Long Press 3 seconds:
Left - Restart track (if you pause and restart the track, you can Long Press 3 seconds to go to the previous track.)

Right - Next track

Long Press 5 seconds:
Power ON/OFF

Pairing

- Once the case indicator light shuts off to indicate that it is fully charged, open the cover of the charge case and remove the earbuds.
- The indicator lights on both earbuds will initially flash as they search for each other. When only one earbud is flashing, that indicates that they have paired to each other, and are ready to pair to your device.
- Once they are ready to pair, go to the Bluetooth settings on your device and look for **BB-BT-EB** in the list of new Bluetooth connections, and tap to pair it.



- You can now listen to music or make a call.
- Once you have successfully paired your earbuds to your device as described above, the earbuds will pair automatically every time they are removed from the case.

Phone Calls

When connected to a device capable of making and receiving phone calls, you can single tap either earbud to answer or end a call.

Listening to Music

When the earbuds are turned on and connected to your Bluetooth device, you can open a music player or other audio source and listen.

For a full list of controls, see the Touch Control section.

Using AI Voice Assistants

On either earbud, tap the the control surface three times to activate your device's AI Voice Assistant. The AI Assistant on your device must already be activated prior to using it with these earbuds.

Charging

- Replace the earbuds in the charging case.
- Reconnect the Type-C charging cable to the USB power source (if it was disconnected) and to the back of the charging case.
- See the Getting Started section for more information on charging.
- The earbuds indicator will be solid red, and the case indicator will be flashing red.

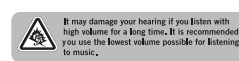
- When the earbuds are finished charging, their indicator lights will shut off, and when the case is fully charged, its indicator light will be solid red.
- You should disconnect the case from the power source when charging is complete. When you disconnect the charged case, an indicator to the right of the charge port will glow blue, and then shut off.

Powering Off

The earbuds will automatically power off when placed in the charging case, but you can manually shut them off by long pressing one earbud's control surface for 5 seconds.

Please Note

- Do not abuse this product, and do not squeeze it between heavy objects.
- Keep this product away from high temperatures and humidity.
- Keep this product away from high frequency transmitter equipment as it could affect the signal reception, resulting in breakup, distortion, or disconnection.
- If for any reason you move out of range of the device you are listening to audio from while using the earbuds, the earbuds will disconnect and go into standby mode, but will power down after 3 minutes of no wireless signal to save battery life. You may need to re-pair the earbuds when they are back within the wireless range of the audio source.



FCC Information

This device complies with Part 15 of the FCC rules. Operation is subject to the following two conditions: (1) this device may not cause harmful interference, and (2) this device must accept any interference received; including interference that may cause undesired operation. Federal Communications Commission (FCC) Statement This Equipment has been tested and found to comply with the limits for a Class B digital device, pursuant to Part 15 of the FCC rules. These limits are designed to provide reasonable protection against harmful interference in a residential installation. This equipment generates, uses and can radiate radio frequency energy and, if not installed and used in accordance with the instructions, may cause harmful interference to radio communications. However, there is no guarantee that interference will not occur in a particular installation. If this equipment does cause harmful interference to radio or television reception, which can be determined by turning the equipment off and on, the user is encouraged to try to correct the interference by one or more of the following measures:
- Reorient or relocate the receiving antenna.
- Increase the separation between the equipment and receiver.
- Connect the equipment into an outlet on a circuit different from that to which the receiver is connected.
- Consult the dealer or an experienced radio/TV technician for help.
Warning: Changes or modifications to this unit not expressly approved by the party responsible for compliance could void the user authority to operate the equipment. Tested to comply with FCC standard. FOR HOME OR OFFICE USE.

FCC ID : 2AML6KR7048

Warning :

This equipment complies with FCC RF radiation exposure limits set forth for an uncontrolled environment. This device and its antenna(s) must not be co-located or conjunction with any other antenna or transmitter.



BATTERY CAUTION: Do not disassemble, short circuit, or expose to fire or high temperature. Properly connect specified devices. Recycle battery according to local, state and national regulations.

Battery information

Your device is powered by a rechargeable battery. The full performance of a new battery is achieved only after two to three complete charge and discharge cycles. The battery can be charged and discharged hundreds of times, but it will eventually wear out.

Do not leave a fully charged battery connected to a charger, overcharging may shorten its lifetime. If left unused, a fully charged battery will lose its charge over time. Never use any charger that is damaged. Leaving the device in hot or cold places will reduce the capacity and lifetime of the battery. Optimal temperature for the battery is between 15°C and 25°C (59°F and 77°F). A device with a hot or cold battery may not work temporarily, even when the battery is fully charged. Do not dispose of batteries in a fire as they may explode. Batteries may also explode if damaged. Always dispose of batteries according to local regulations. Please recycle. Do not dispose as household waste.

LIMITED WARRANTY

ESI Cases & Accessories, Inc., warrants to the first consumer purchaser that this product, when shipped in its original container to the original purchaser will be free from defective workmanship and materials for one year and agrees that it will, at its option, either repair the defect or replace the defective product or part thereof at no charge to the purchaser for parts or labor for the time periods described. This warranty does not apply to any appearance items of the product nor to the additional excluded item(s) set forth below nor at any product the exterior of which has been damaged or defaced which design or construction. The limited warranty described herein is in addition to an applicable law. ALL IMPLIED WARRANTIES INCLUDING THE WARRANTIES OF MERCHANTABILITY AND FITNESS FOR USE ARE LIMITED TO THE PERIOD FROM THE DATE OF ORIGINAL PURCHASE SET FORTH BELOW.

Some states do not allow limitations on how long an implied warranty lasts, so the above limitation may not apply to you. Neither the sales personnel of the seller nor any other person is authorized to make any warranties other than those described herein or to extend the duration of any warranties beyond the time period described herein on the behalf of ESI Cases & Accessories, Inc.

The warranties described herein shall be the sole and exclusive warranties granted by ESI Cases & Accessories, Inc. and shall be the sole and exclusive remedy available to the purchaser corrections of defects, in the manner and for the period of time described herein, shall constitute complete fulfillment of all liabilities and responsibilities of ESI Cases & Accessories, Inc. to the purchaser with respect to the product and shall constitute full satisfaction of all claims, whether based on contract negligence, strict liabilities and responsibilities of ESI Cases & Accessories, Inc. be liable or in any way responsible, for any incidental or consequential damages, so the above exclusion may not apply to you. THIS WARRANTY GIVES YOU SPECIFIC LEGAL RIGHTS. YOU MAY ALSO HAVE OTHER RIGHTS, WHICH VARY FROM STATE TO STATE.

This warranty does not cover cables that have become frayed, cracked, or broken from use. The user should immediately replace this, or any, charge cable that has become frayed, cracked, or broken, as it may constitute a serious safety risk, including electrocution, if it is continued to be used.

Send product with \$11.95 shipping & handling fee to:
ESI Cases & Accessories
One Gateway Center, Suite 2600 Newark, NJ 07102
TechSupport@ESICellular.com

EARBUDS PAIR AS BB-BT-EB **VENDOR ADD FCC ID #**