

Quick Start Guide

1. Powering on the band

Press the release buttons on the sides to detach the headset unit. Remove the headset unit from the strap. Connect the charger to the charging port on the headset unit. The headset unit will automatically power on. You can also press and hold the side button to power on your band.



- Wipe the charging port dry before charging.
- Use the dedicated charging cable that comes with your band to charge it.

2. Downloading Huawei Health

To download and install the Huawei Health app, scan the QR code on the right, or search for Huawei Health in the Google Play Store or Apple App Store.




3. Pairing your band with your phone

From the device list in the Huawei Health app, select the band and follow the onscreen instructions to complete the pairing.

4. Bluetooth calling

Your Band will vibrate to notify you when there is an incoming call. Remove the headset to automatically answer a call.


-  You can use your phone to call a contact and use the headset to start the conversation. You can also make a call quickly through your Band call records.

5. More

You can view basic fitness/sleep data on the screen of your Band, or view more detailed information in the Huawei Health app.

Your band supports TruSleep to monitor your sleep more accurately. You can enable this feature in the app.

You can wear your Band when you are washing your hands or in the rain. Wipe your Band dry immediately if it gets wet to avoid water from getting inside the microphone.

-  • Do not use your Band when washing a car, swimming, diving, scuba diving, or showering.
- You can adjust or remove your strap.

6. Getting help

View the online help in the Huawei Health app for more information about connection and functions, as well as usage tips.

Copyright © Huawei Technologies Co., Ltd. 2018. All rights reserved.

THIS DOCUMENT IS FOR INFORMATION PURPOSE ONLY, AND DOES NOT CONSTITUTE ANY KIND OF WARRANTIES.

Trademarks and Permissions



HUAWEI, HUAWEI, and  are trademarks or registered trademarks of Huawei Technologies Co., Ltd.

The *Bluetooth*® word mark and logos are registered trademarks owned by *Bluetooth SIG, Inc.* and any use of such marks by Huawei Technologies Co., Ltd. is under license.

Other trademarks, product, service and company names mentioned may be the property of their respective owners.

Privacy Policy

To better understand how we protect your personal information, please see the privacy policy at <http://consumer.huawei.com/privacy-policy>, or read the privacy policy and service terms using the app after pairing it with your phone.

Blasting Caps and Areas

Turn off your mobile phone or wireless device when in a blasting area or in areas posted turn off "two-way radios" or "electronic devices" to avoid interfering with blasting operations.


Operation and safety

- Using an unapproved or incompatible power adapter, charger or battery may cause fire, explosion or other hazards.
- Ideal temperatures are -10°C to +45°C.
- Some wireless devices may affect the performance of hearing

aids or pacemakers. Consult your service provider for more information.

- Pacemaker manufacturers recommend that a minimum distance of 15 cm be maintained between a device and a pacemaker to prevent potential interference with the pacemaker. If using a pacemaker, hold the device on the side opposite the pacemaker and do not carry the device in your front pocket.
- Keep the device and the battery away from excessive heat and direct sunlight. Do not place them on or in heating devices, such as microwave ovens, stoves, or radiators.
- Observe local laws and regulations while using the device. To reduce the risk of accidents, do not use your wireless device while driving.
- To prevent damage to your device's parts or internal circuits, do not use it in dusty, smoky, damp or dirty environments or near magnetic fields.
- Do not use, store or transport the device where flammables or explosives are stored (in a gas station, oil depot, or chemical plant, for example). Using your device in these environments increases the risk of explosion or fire.
- Dispose of this device, the battery, and accessories according to local regulations. They should not be disposed of in normal household waste. Improper battery use may lead to fire, explosion, or other hazards.
- The device has undergone testing and has demonstrated water and dust resistance in certain environments.
- The device has a built-in, non-removable battery, do not attempt to remove the battery, otherwise the device may be damaged. To replace the battery, take the device to an

authorized service center.

-  To prevent possible hearing damage, do not listen at high volume levels for long periods.
- Using a headset at high volumes may damage your hearing. To reduce this risk, lower the headset volume to a safe and comfortable level.
- Exposure to high volumes while driving may cause distraction and increase your risk of an accident.
- If the battery leaks, ensure that the electrolyte does not make direct contact with your skin or eyes. If the electrolyte touches your skin or splashes into your eyes, immediately flush with clean water and consult a doctor.
- When charging the device, make sure the power adapter is plugged into a socket near the devices and is easily accessible.
- Unplug the charger from electrical outlets and the device when not in use.

Disposal and recycling information



The crossed-out wheeled-bin symbol on your product, battery, literature or packaging reminds you that all electronic products and batteries must be taken to separate waste collection points at the end of their working lives; they must not be disposed of in the normal waste stream with household garbage. It is the responsibility of the user to dispose of the equipment using a designated collection point or service for separate recycling of waste electrical and electronic equipment (WEEE) and batteries according to local laws.

Proper collection and recycling of your equipment helps ensure electrical and electronic equipment (EEE) waste is recycled in a manner that conserves valuable materials and protects human health and the environment, improper handling, accidental breakage, damage, and/or improper recycling at the end of its life may be harmful for health and environment. For more information about where and how to drop off your EEE waste, please contact your local authorities, retailer or household waste disposal service or visit the website <http://consumer.huawei.com/en/>.

Reduction of hazardous substances

This device and any electrical accessories are compliant with local applicable rules on the restriction of the use of certain hazardous substances in electrical and electronic equipment, such as EU REACH, RoHS and Batteries (where included) regulations, etc. For declarations of conformity about REACH and RoHS, please visit our web site <http://consumer.huawei.com/certification>.

EU regulatory conformance

RF exposure requirements

Important safety information regarding radio frequency (RF) radiation exposure:

RF exposure guidelines require that the device should be used for **wrist and ear worn**. Failure to observe this guideline may result in RF exposure exceeding limits.

Statement

Hereby, Huawei Technologies Co., Ltd. declares that this device JNS-BX9 is in compliance with the essential requirements and other relevant provisions of Directive 2014/53/EU.

The most recent and valid version of the DoC (Declaration of Conformity) can be viewed at <http://consumer.huawei.com/certification>.

This device may be operated in all member states of the EU. Observe national and local regulations where the device is used. This device may be restricted for use, depending on the local network.

Frequency bands and power

(a) Frequency bands in which the radio equipment operates: Some bands may not be available in all countries or all areas. Please contact the local carrier for more details.

(b) Maximum radio-frequency power transmitted in the frequency bands in which the radio equipment operates: The maximum power for all bands is less than the highest limit value specified in the related Harmonized Standard.

The frequency bands and transmitting power (radiated and/or conducted) nominal limits applicable to this radio equipment are as follows: JNS-BX9: Bluetooth: 12 dBm

Accessories and Software Information

It is recommended that the following accessories should be used:

Charging cable Spare earcaps

The product software version is JNS-BX9: 1.0.0.35

Software updates will be released by the manufacturer to fix bugs or enhance functions after the product has been released.

All software versions released by the manufacturer have been verified and are still compliant with the related rules.

All RF parameters (for example, frequency range and output power) are not accessible to the user, and cannot be changed by the user.

For the most recent information about accessories and software,

please see the DoC (Declaration of Conformity) at
<http://consumer.huawei.com/certification>.

Please go to **more > Regulatory Information** on the device to view the E-label screen.

Please visit <http://consumer.huawei.com/en/support/hotline> for recently updated hotline and email address in your country or region.

FCC Regulatory Compliance

RF exposure requirements

Important safety information regarding radio frequency (RF) radiation exposure:

RF exposure guidelines require that the device should be used for **wrist and ear worn**. Failure to observe this guideline may result in RF exposure exceeding limits.

FCC statement

This equipment has been tested and found to comply with the limits for a Class B digital device, pursuant to Part 15 of the FCC Rules. These limits are designed to provide reasonable protection against harmful interference in a residential installation. This equipment generates, uses and can radiate radio frequency energy and, if not installed and used in accordance with the instructions, may cause harmful interference to radio communications. However, there is no guarantee that interference will not occur in a particular installation. If this equipment does cause harmful interference to radio or television reception, which can be determined by turning the equipment off and on, the user is encouraged to try to correct the interference by one or more of the following measures:

- Reorient or relocate the receiving antenna.
- Increase the separation between the equipment and receiver.
- Connect the equipment into an outlet on a circuit different from that to which the receiver is connected.
- Consult the dealer or an experienced radio/TV technician for help.

This device complies with Part 15 of the FCC Rules. Operation is subject to the following two conditions: (1) this device may not cause harmful interference, and (2) this device must accept any interference received, including interference that may cause undesired operation.

Caution: Any changes or modifications to this device not expressly approved by Huawei Technologies Co., Ltd. for compliance could void the user's authority to operate the equipment.