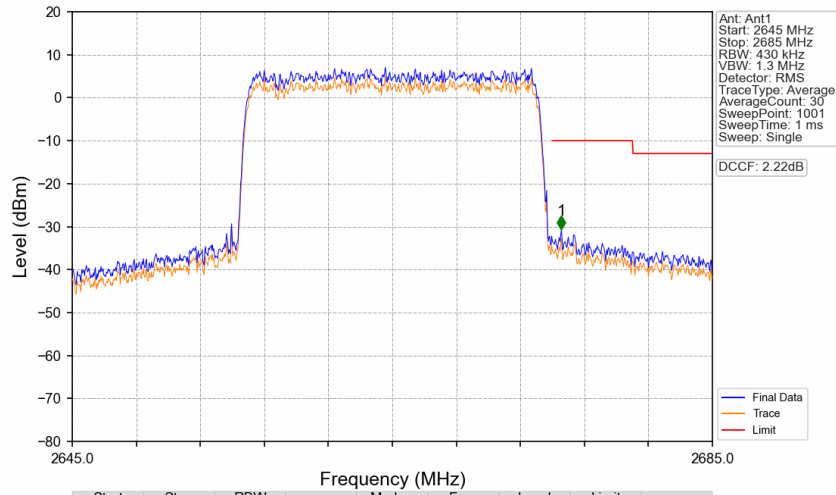
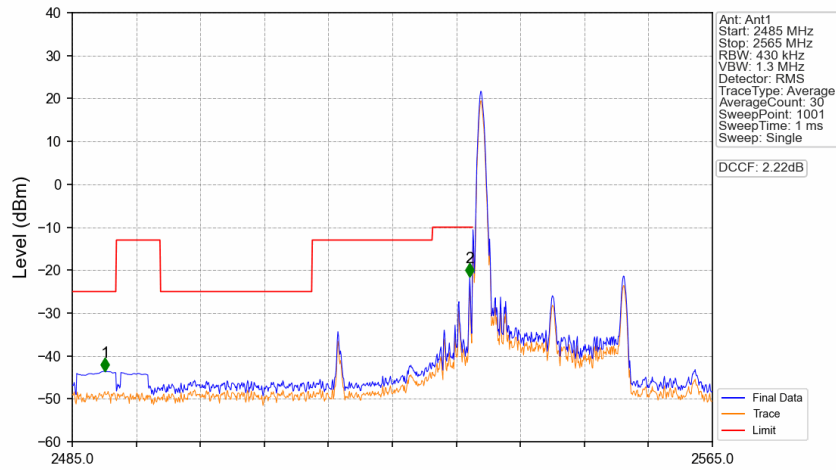


Band41_20MHz_QPSK_HCH_2665MHz_RB_100_0_NTNV



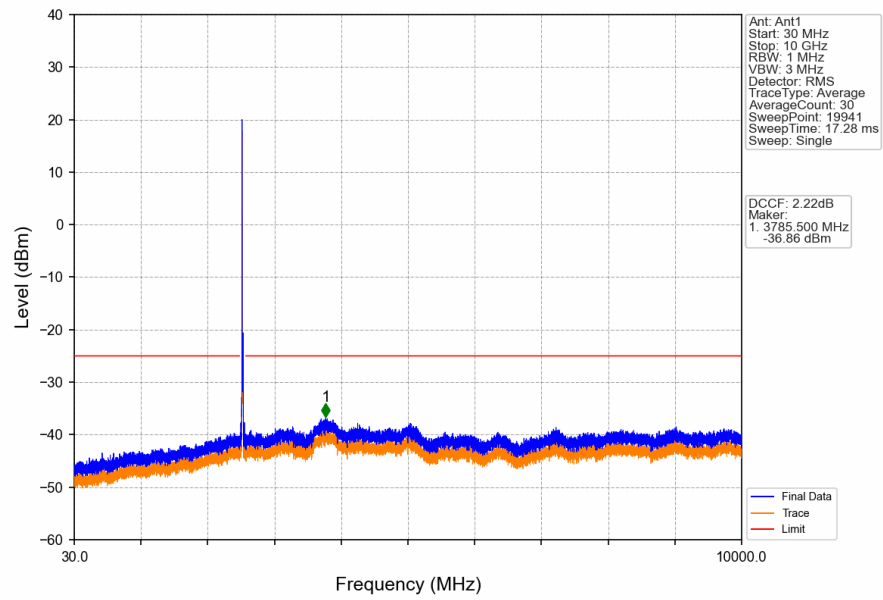
Start (MHz)	Stop (MHz)	RBW (MHz)	Method	Marker No.	Freq (MHz)	Level (dBm)	Limit (dBm)	Result
2645	2685	0.43	/	/	/	/	/	/
2685	2685	0.43	/	1	2675.560	-30.63	-10	Pass

Band41_20MHz_16QAM_LCH_2545MHz_RB_1_0_NTNV

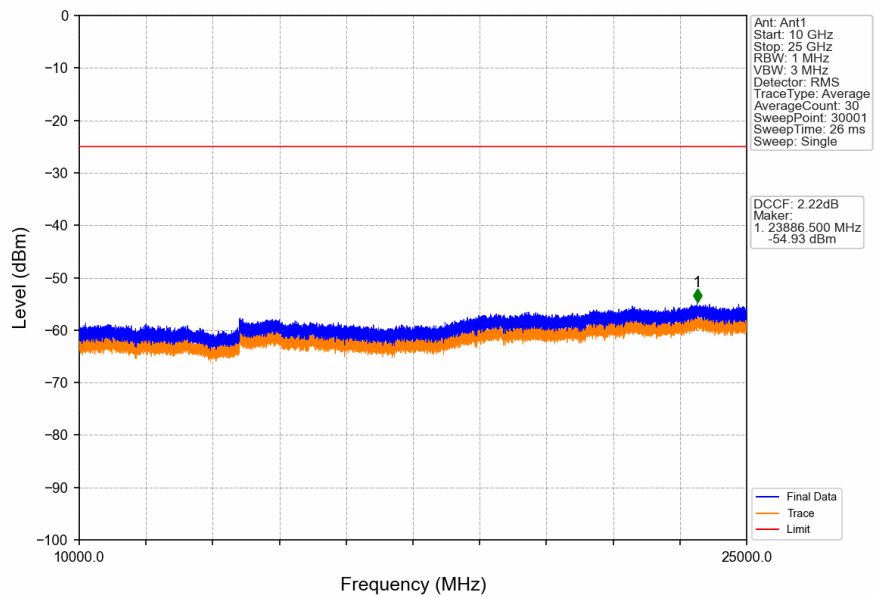


Start (MHz)	Stop (MHz)	RBW (MHz)	Method	Marker No.	Freq (MHz)	Level (dBm)	Limit (dBm)	Result
2485	2495	1	CHP	1	2489.080	-43.58	-25	Pass
2495	2565	0.43	/	2	2534.680	-21.58	-10	Pass
2565	2565	0.43	/	/	/	/	/	/

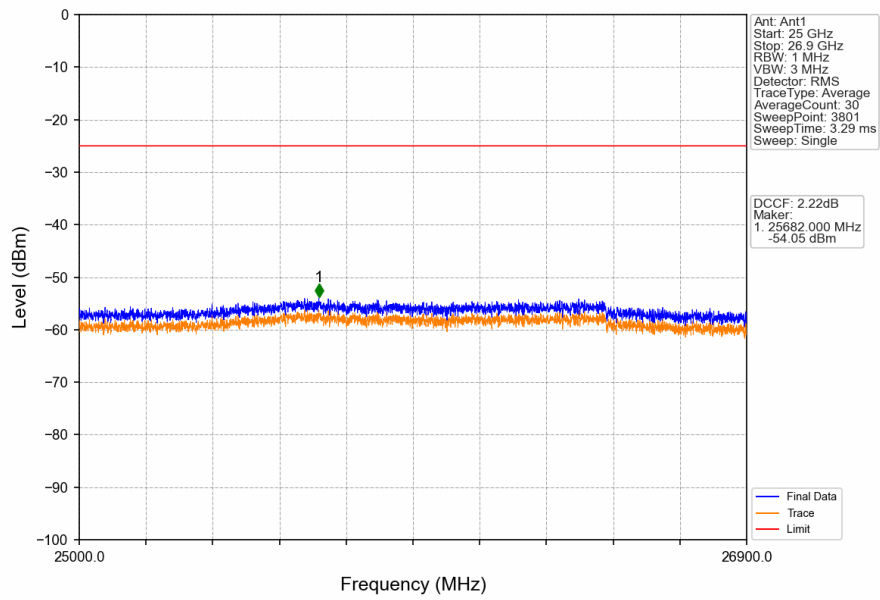
Band41_20MHz_16QAM_LCH_2545MHz_RB_1_0_NTNV



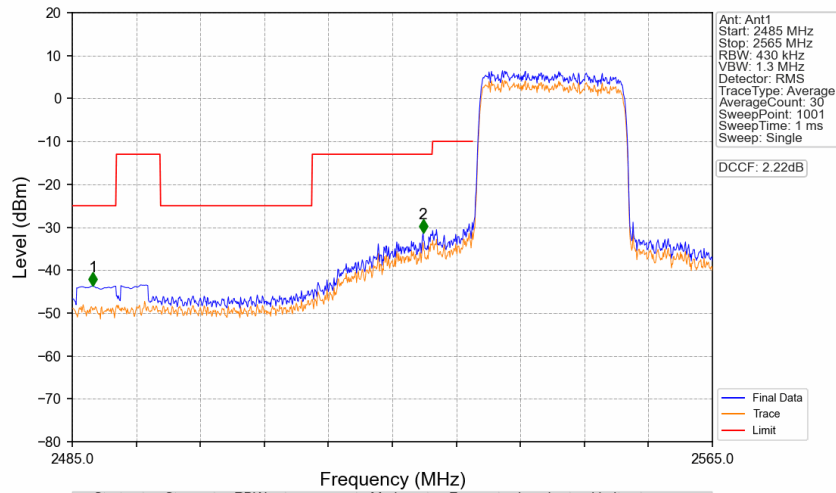
Band41_20MHz_16QAM_LCH_2545MHz_RB_1_0_NTNV



Band41_20MHz_16QAM_LCH_2545MHz_RB_1_0_NTNV

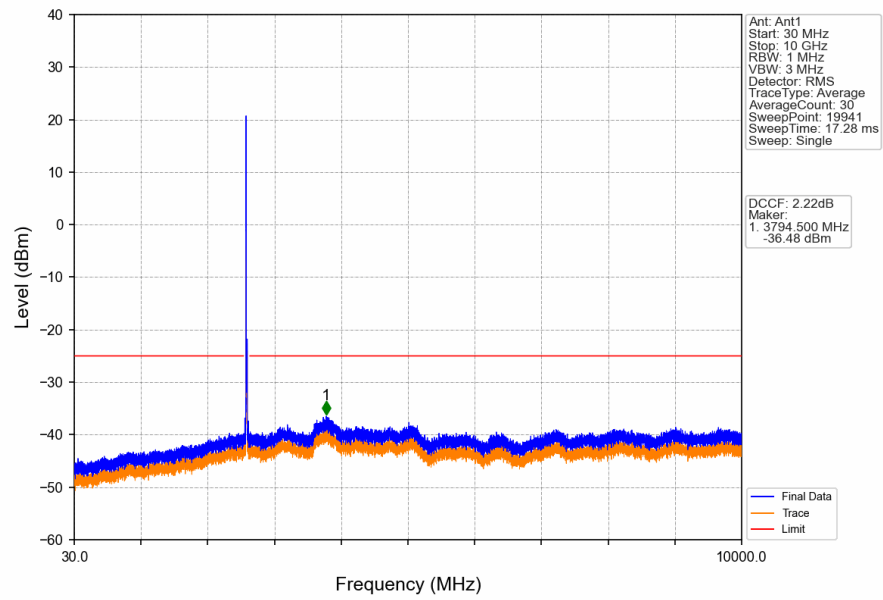


Band41_20MHz_16QAM_LCH_2545MHz_RB_100_0_NTNV

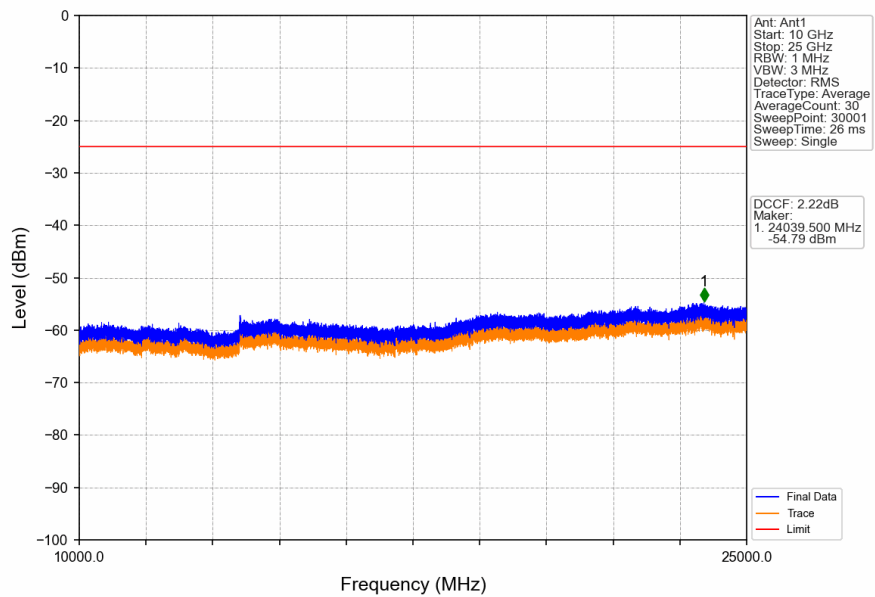


Start (MHz)	Stop (MHz)	RBW (MHz)	Method	Marker No.	Freq (MHz)	Level (dBm)	Limit (dBm)	Result
2485	2495	1	CHP	1	2487.560	-43.71	-25	Pass
2495	2565	0.43	/	2	2528.840	-31.36	-13	Pass
2565	2565	0.43	/	/	/	/	/	/

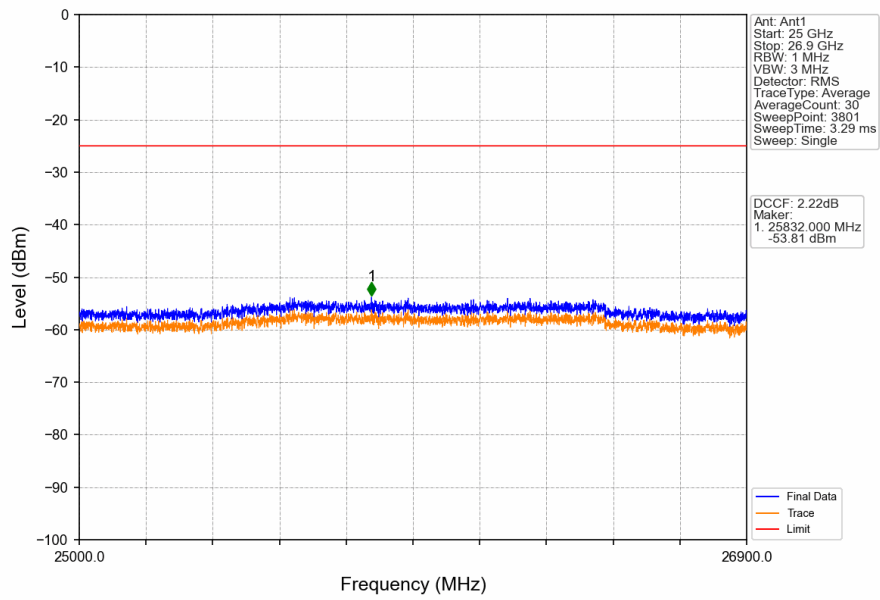
Band41_20MHz_16QAM_MCH_2605MHz_RB_1_0_NTNV



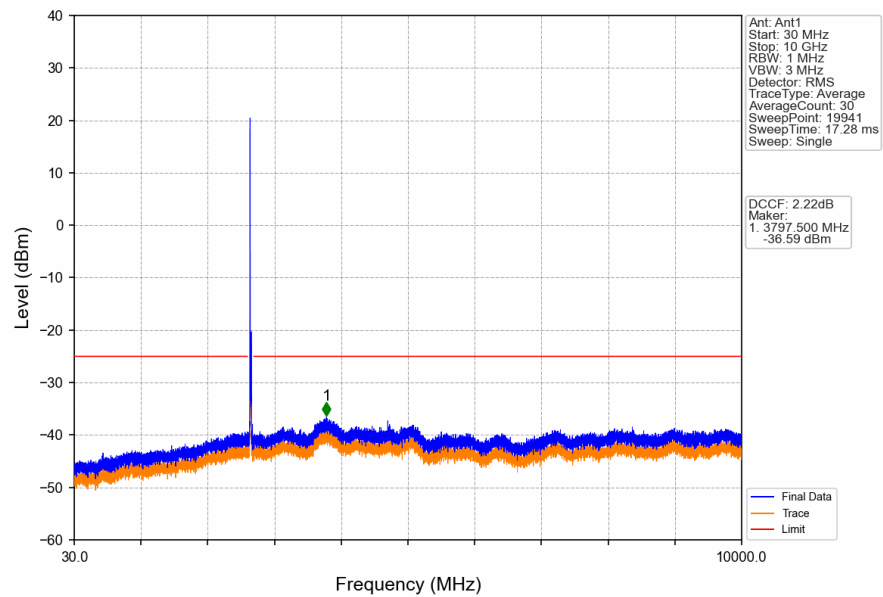
Band41_20MHz_16QAM_MCH_2605MHz_RB_1_0_NTNV



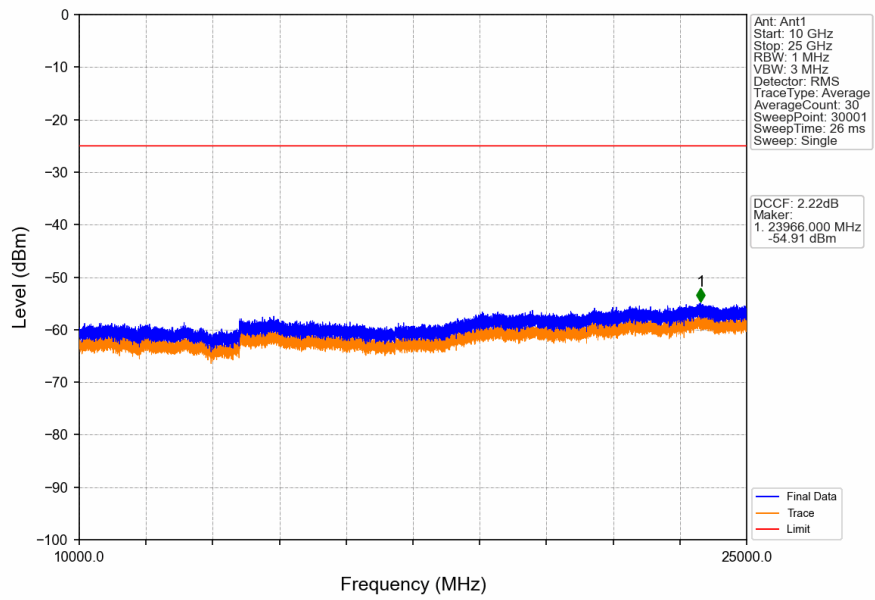
Band41_20MHz_16QAM_MCH_2605MHz_RB_1_0_NTNV



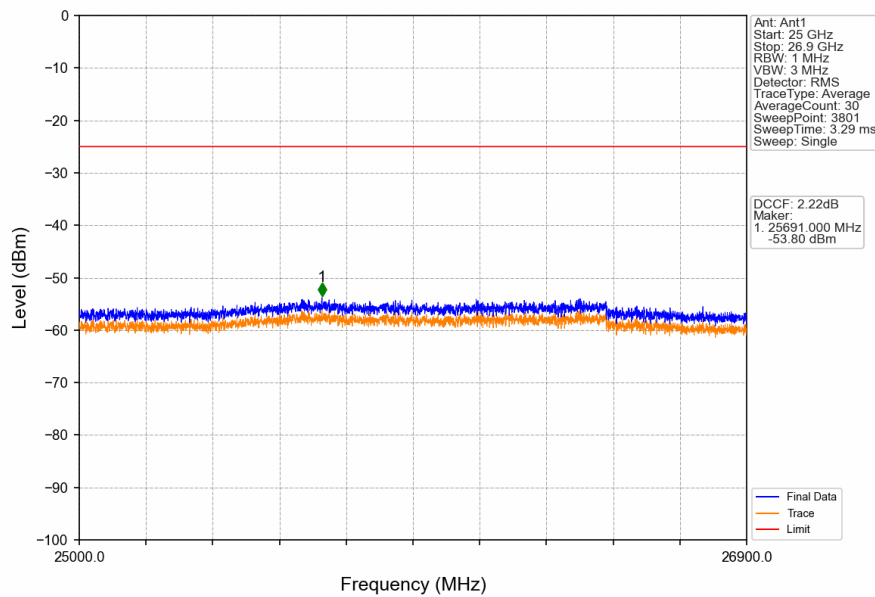
Band41_20MHz_16QAM_HCH_2665MHz_RB_1_0_NTNV



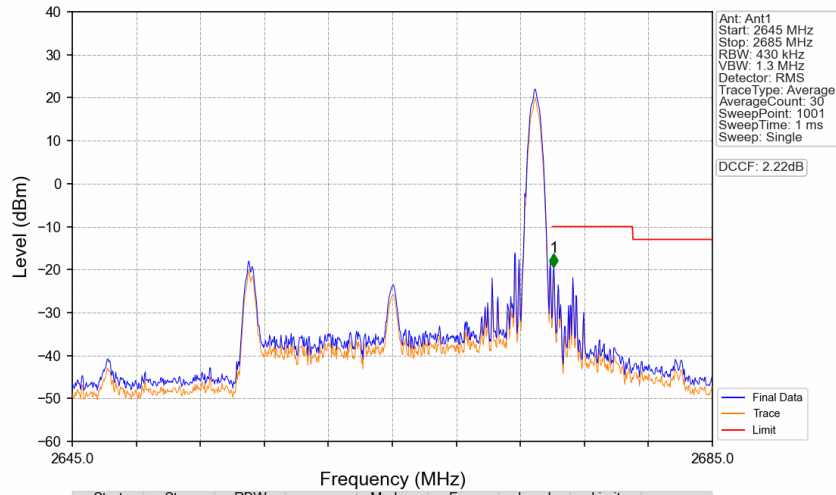
Band41_20MHz_16QAM_HCH_2665MHz_RB_1_0_NTNV



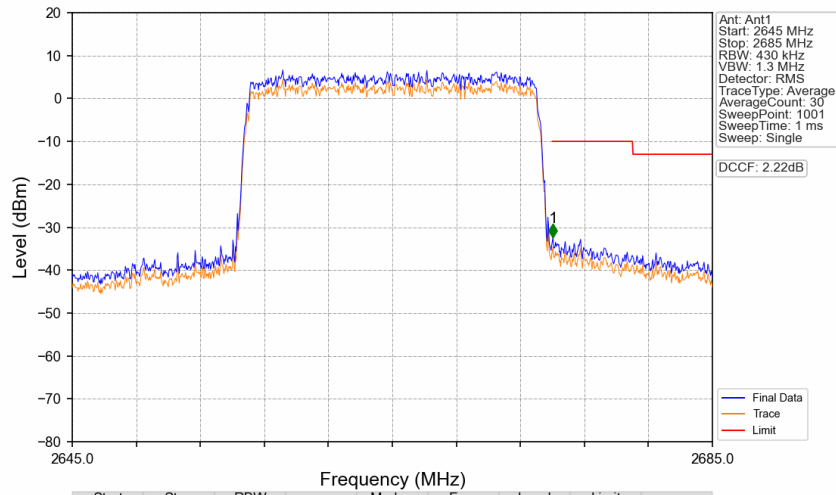
Band41_20MHz_16QAM_HCH_2665MHz_RB_1_0_NTNV



Band41_20MHz_16QAM_HCH_2665MHz_RB_1_99_NTNV



Band41_20MHz_16QAM_HCH_2665MHz_RB_100_0_NTNV



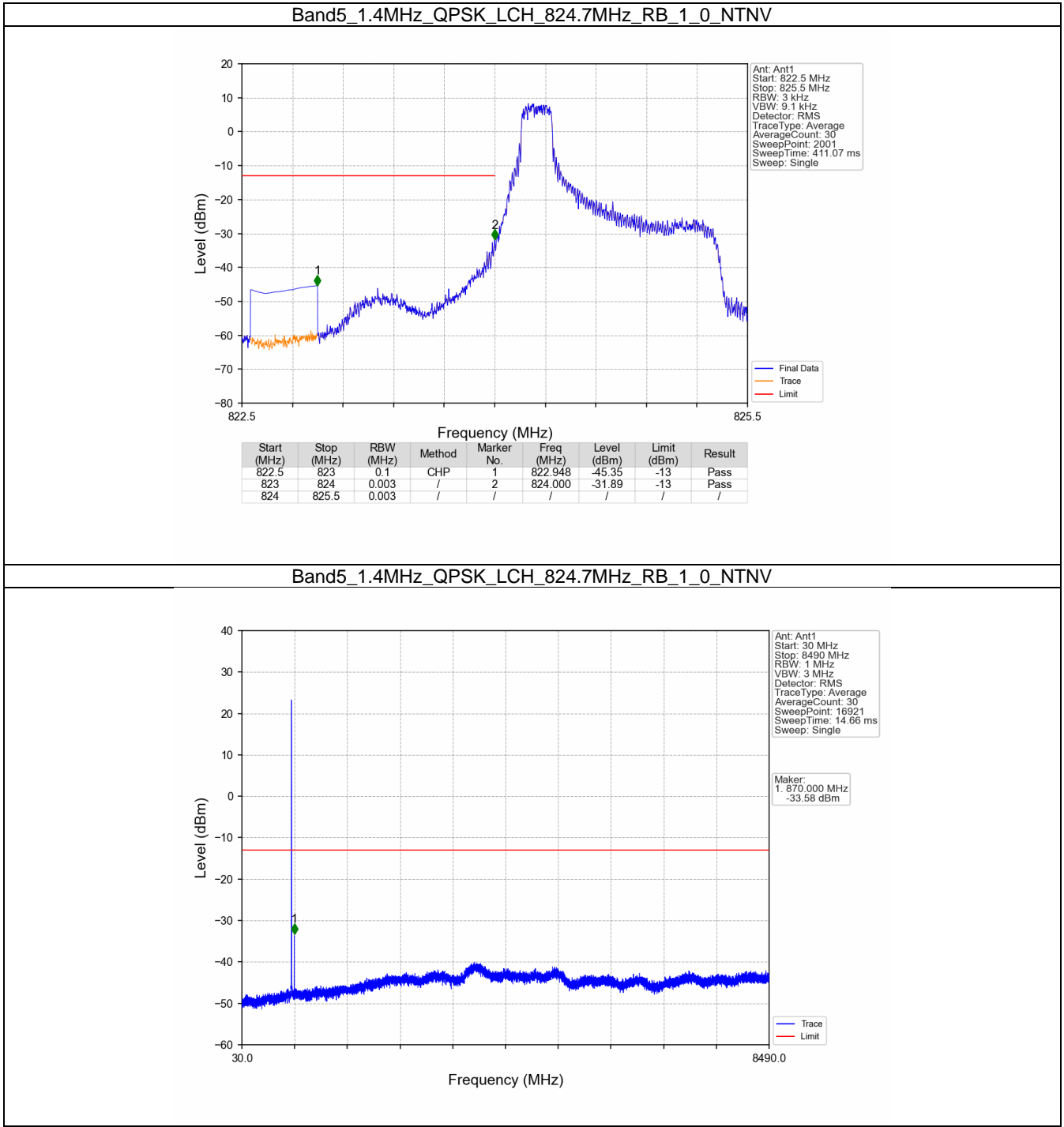
3. Spurious Emission

3.1 B5_1.4MHz

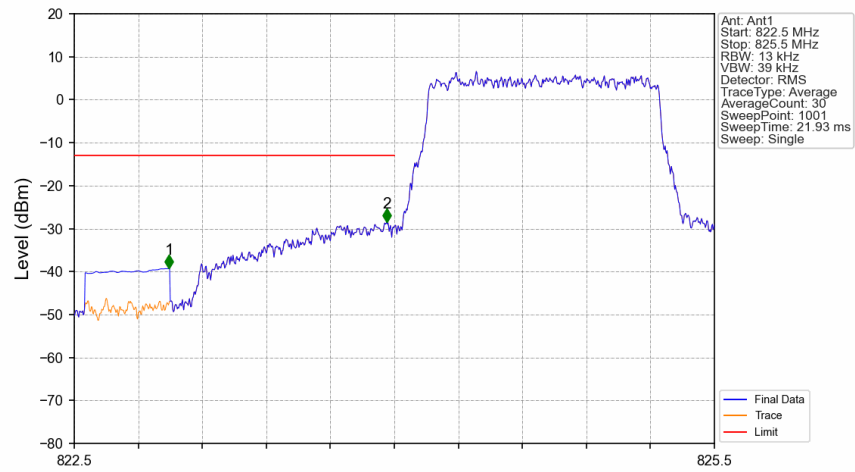
3.1.1 Test Result

Band: 5 / Bandwidth: 1.4MHz / NTVN						
Modulation	Frequency (MHz)	RB Allocation		Spurious Emission		Verdict
		Size	Offset	Result	Limit	
QPSK	824.7	1	0	Refer To Test Graph		Pass
		6	0	Refer To Test Graph		Pass
	836.5	1	0	Refer To Test Graph		Pass
	848.3	1	0	Refer To Test Graph		Pass
			5	Refer To Test Graph		Pass
		6	0	Refer To Test Graph		Pass
16QAM	824.7	1	0	Refer To Test Graph		Pass
		6	0	Refer To Test Graph		Pass
	836.5	1	0	Refer To Test Graph		Pass
	848.3	1	0	Refer To Test Graph		Pass
			5	Refer To Test Graph		Pass
		6	0	Refer To Test Graph		Pass

3.1.2 Test Graph

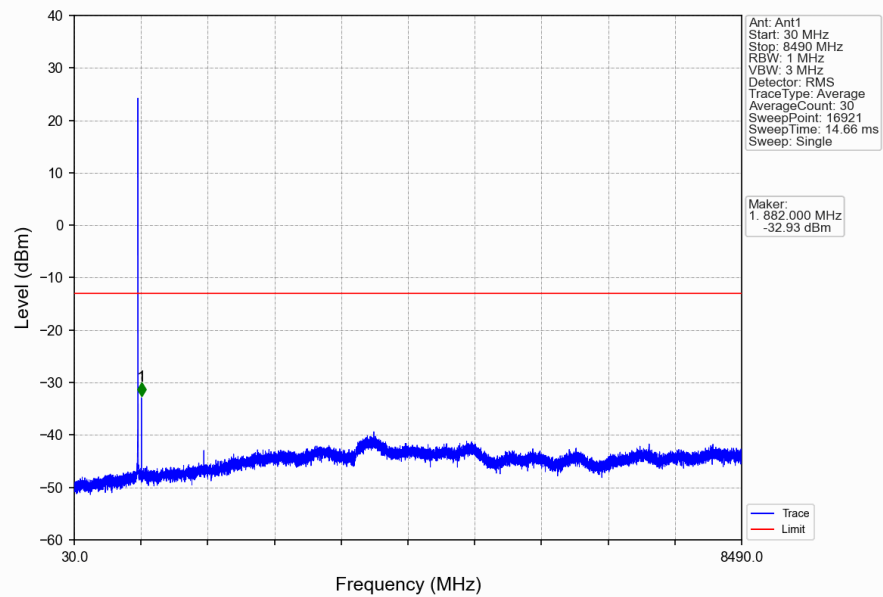


Band5_1.4MHz_QPSK_LCH_824.7MHz_RB_6_0_NTNV

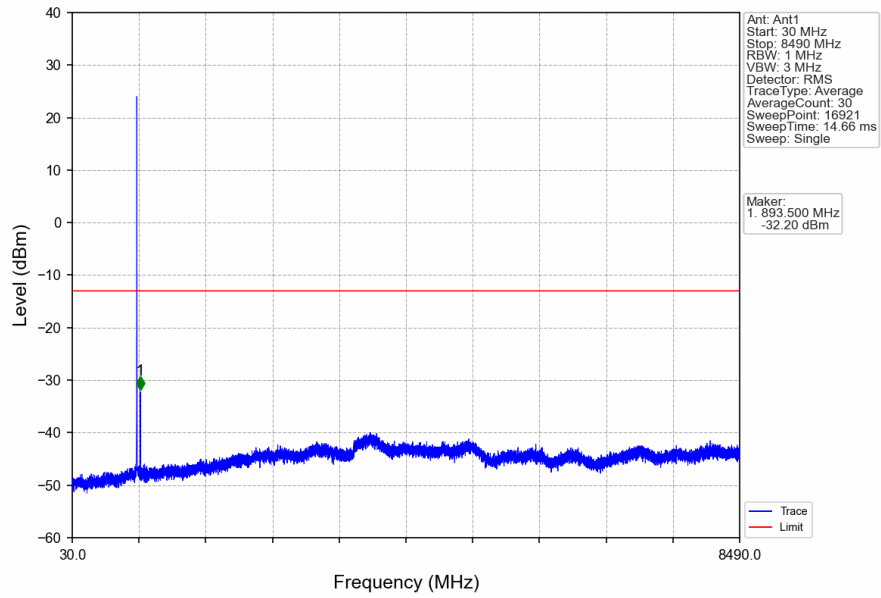


Start (MHz)	Stop (MHz)	RBW (MHz)	Method	Marker No.	Freq (MHz)	Level (dBm)	Limit (dBm)	Result
822.5	823	0.1	CHP	1	822.944	-39.33	-13	Pass
823	824	0.013	/	2	823.964	-28.55	-13	Pass
824	825.5	0.013	/	/	/	/	/	/

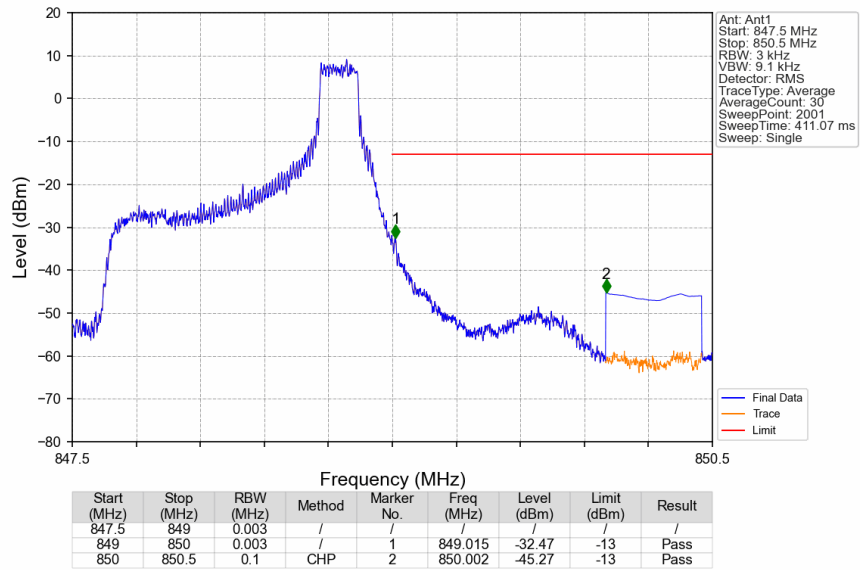
Band5_1.4MHz_QPSK_MCH_836.5MHz_RB_1_0_NTNV



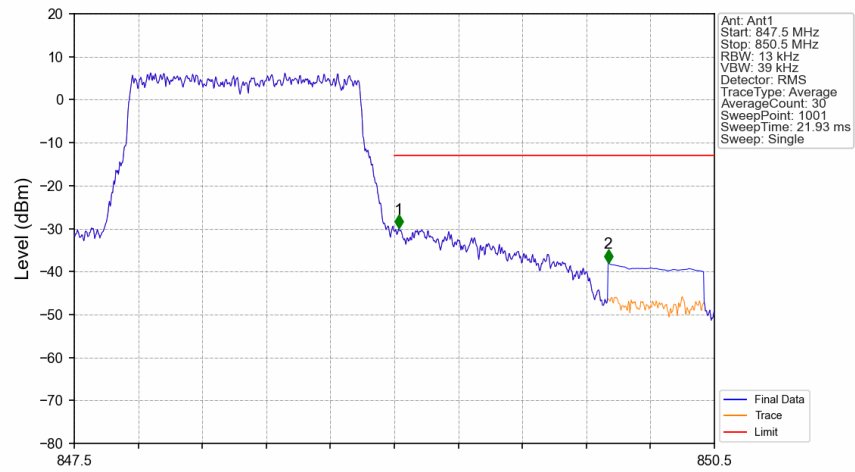
Band5_1.4MHz_QPSK_HCH_848.3MHz_RB_1_0_NTNV



Band5_1.4MHz_QPSK_HCH_848.3MHz_RB_1_5_NTNV

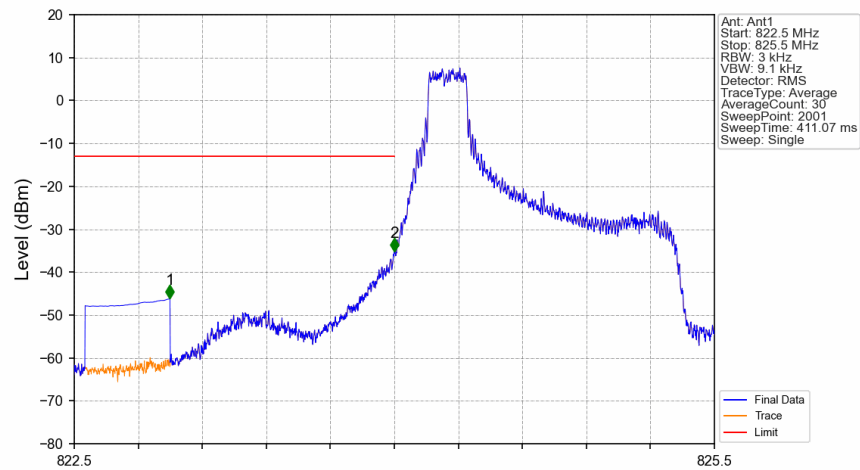


Band5_1.4MHz_QPSK_HCH_848.3MHz_RB_6_0_NTNV



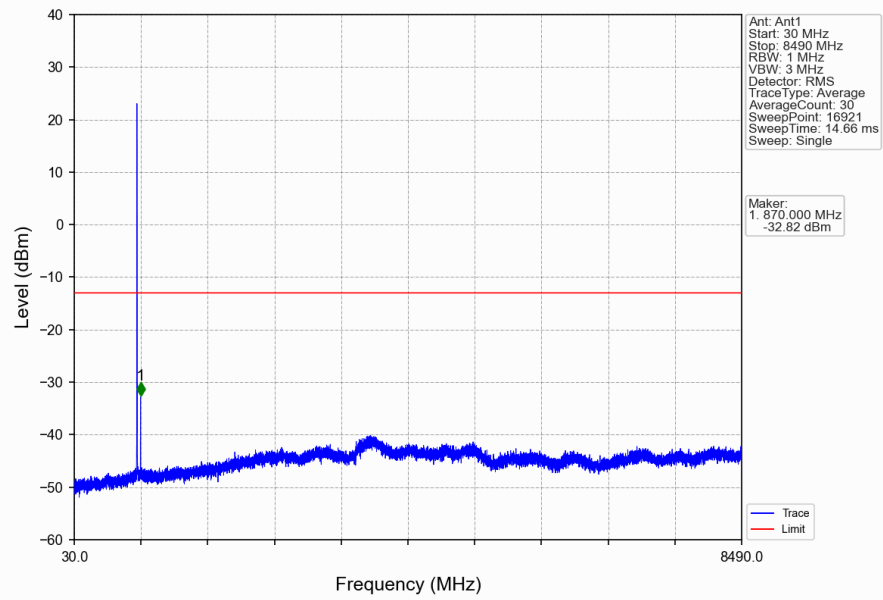
Start (MHz)	Stop (MHz)	RBW (MHz)	Method	Marker No.	Freq (MHz)	Level (dBm)	Limit (dBm)	Result
847.5	849	0.013	/	/	/	/	/	/
849	850	0.013	/	1	849.021	-29.99	-13	Pass
850	850.5	0.1	CHP	2	850.002	-37.94	-13	Pass

Band5_1.4MHz_16QAM_LCH_824.7MHz_RB_1_0_NTNV

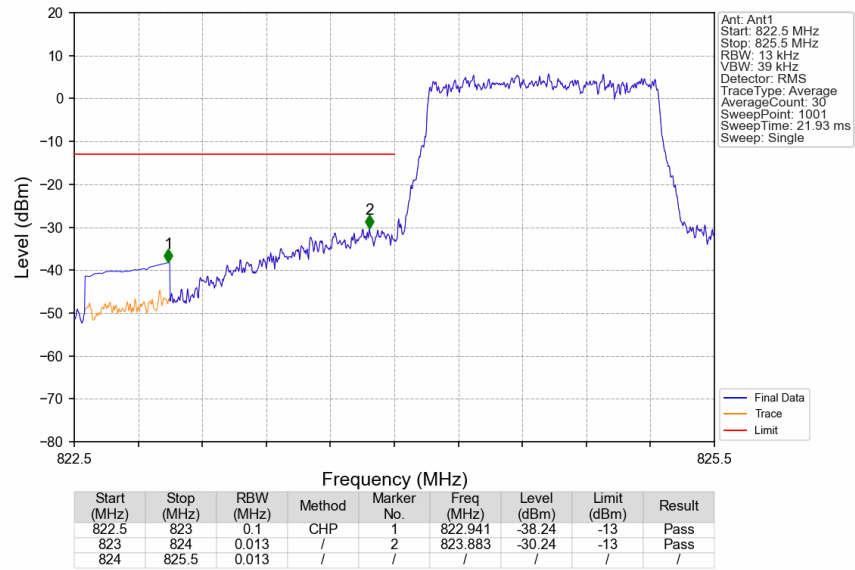


Start (MHz)	Stop (MHz)	RBW (MHz)	Method	Marker No.	Freq (MHz)	Level (dBm)	Limit (dBm)	Result
822.5	823	0.1	CHP	1	822.948	-46.19	-13	Pass
823	824	0.003	/	2	824.000	-35.23	-13	Pass
824	825.5	0.003	/	/	/	/	/	/

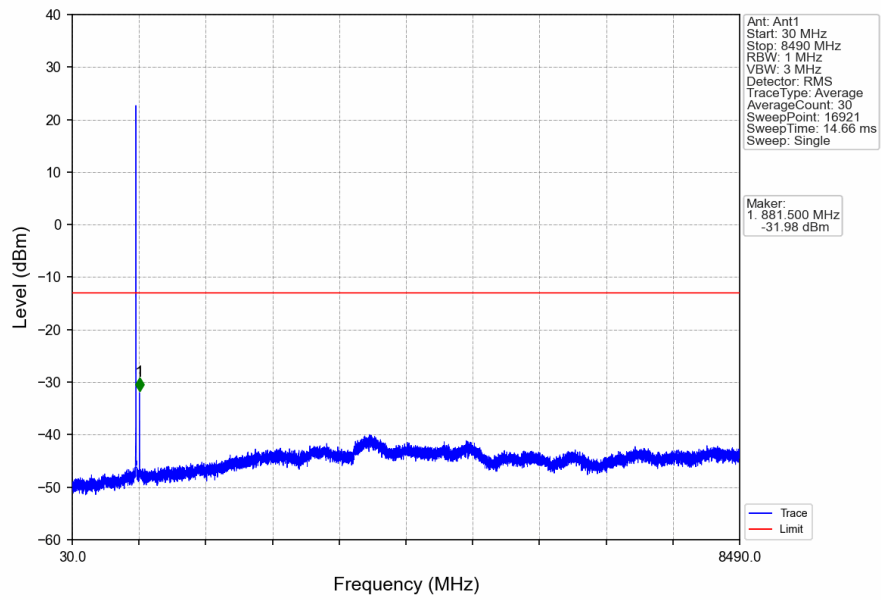
Band5_1.4MHz_16QAM_LCH_824.7MHz_RB_1_0_NTNV



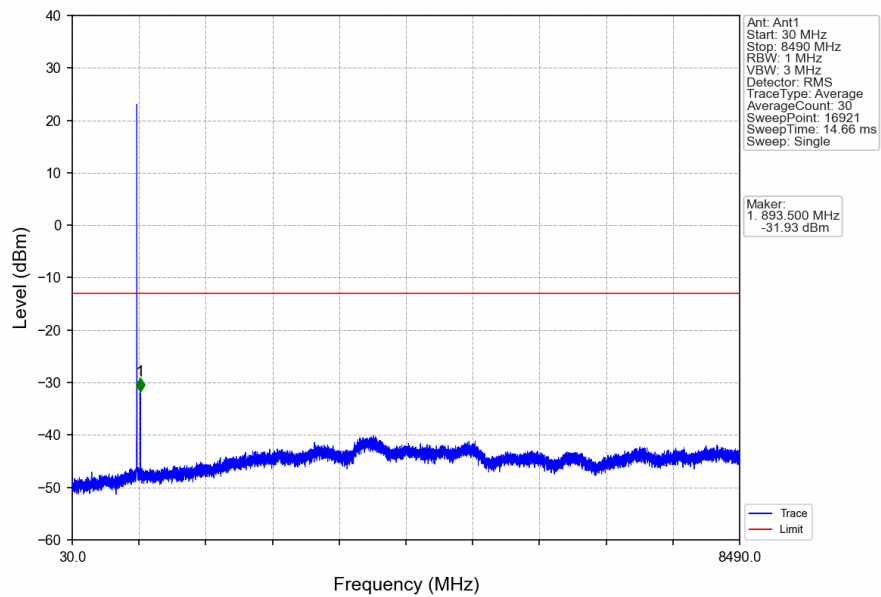
Band5_1.4MHz_16QAM_LCH_824.7MHz_RB_6_0_NTNV



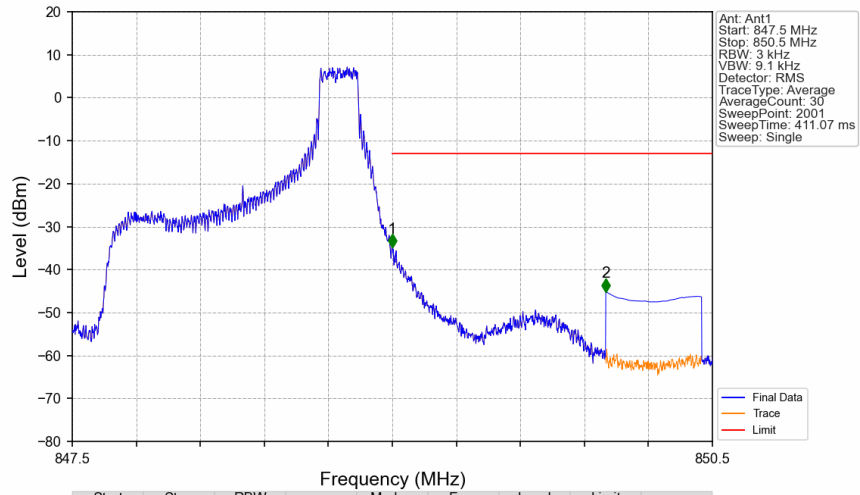
Band5_1.4MHz_16QAM_MCH_836.5MHz_RB_1_0_NTNV



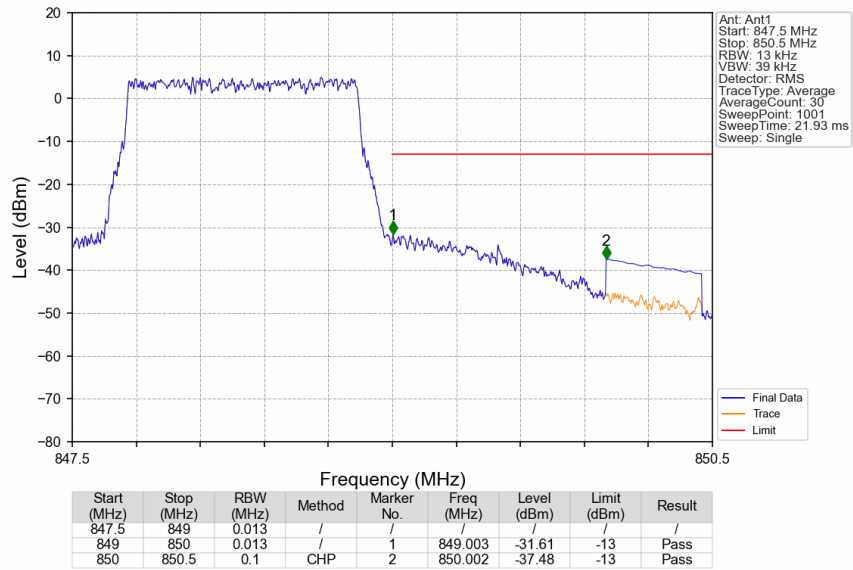
Band5_1.4MHz_16QAM_HCH_848.3MHz_RB_1_0_NTNV



Band5_1.4MHz_16QAM_HCH_848.3MHz_RB_1_5_NTNV



Band5_1.4MHz_16QAM_HCH_848.3MHz_RB_6_0_NTNV

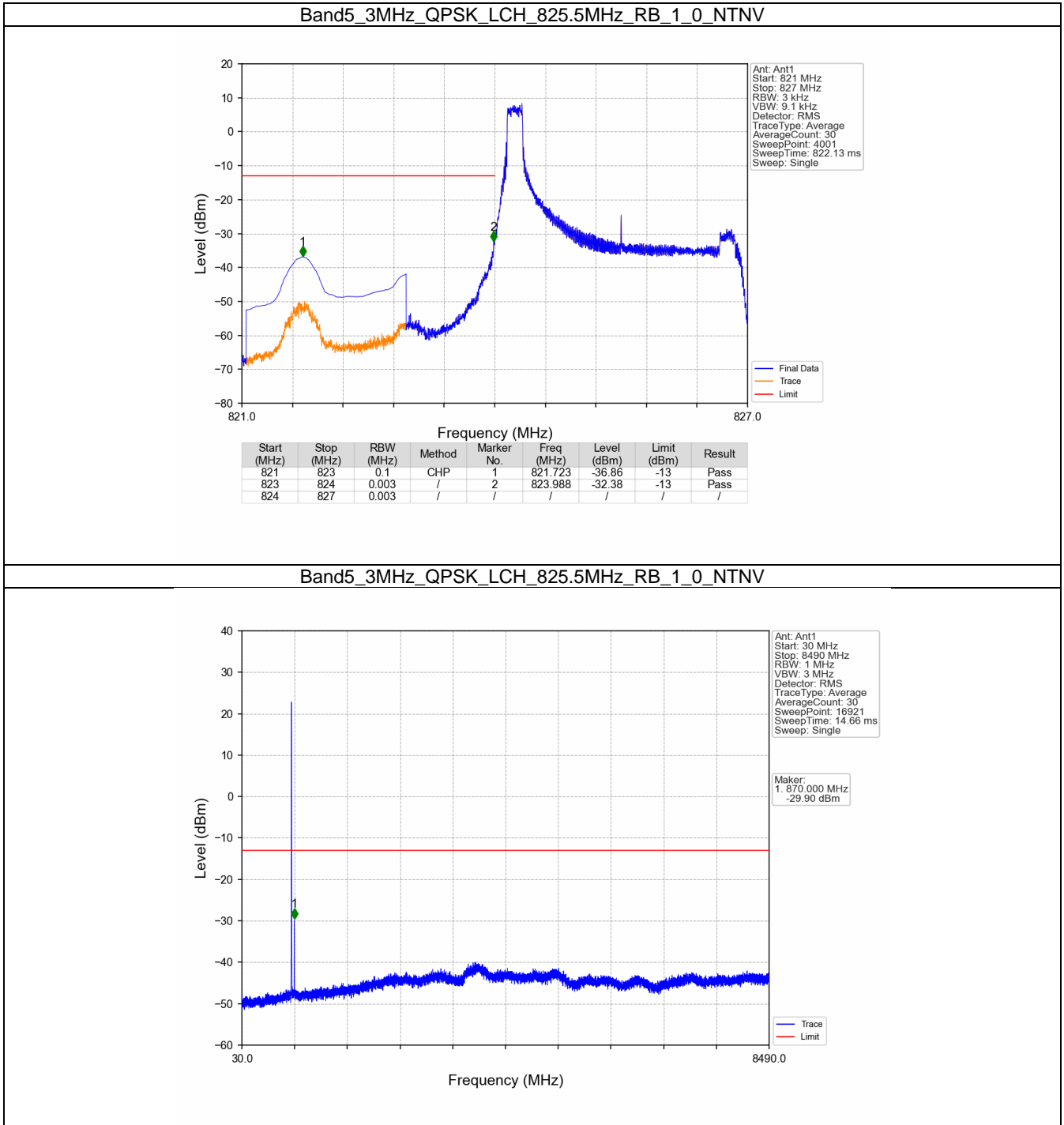


3.2 B5_3MHz

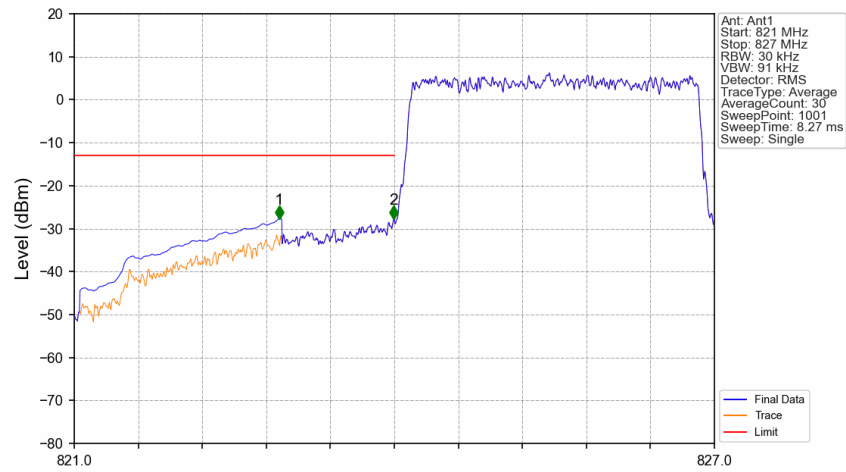
3.2.1 Test Result

Band: 5 / Bandwidth: 3MHz / NTNV						
Modulation	Frequency (MHz)	RB Allocation		Spurious Emission		Verdict
		Size	Offset	Result	Limit	
QPSK	825.5	1	0	Refer To Test Graph		Pass
		15	0	Refer To Test Graph		Pass
	836.5	1	0	Refer To Test Graph		Pass
	847.5	1	0	Refer To Test Graph		Pass
			14	Refer To Test Graph		Pass
		15	0	Refer To Test Graph		Pass
16QAM	825.5	1	0	Refer To Test Graph		Pass
		15	0	Refer To Test Graph		Pass
	836.5	1	0	Refer To Test Graph		Pass
	847.5	1	0	Refer To Test Graph		Pass
			14	Refer To Test Graph		Pass
		15	0	Refer To Test Graph		Pass

3.2.2 Test Graph

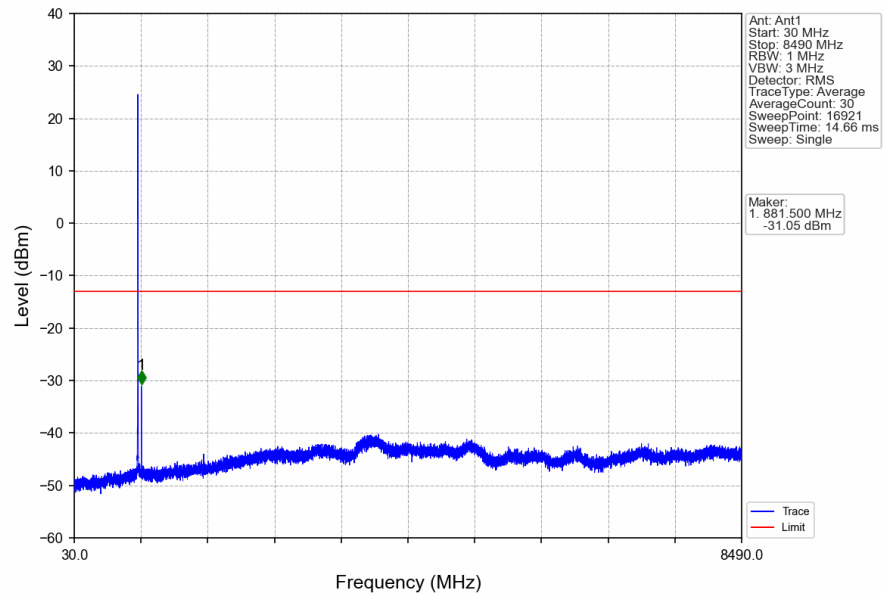


Band5_3MHz_QPSK_LCH_825.5MHz_RB_15_0_NTNV

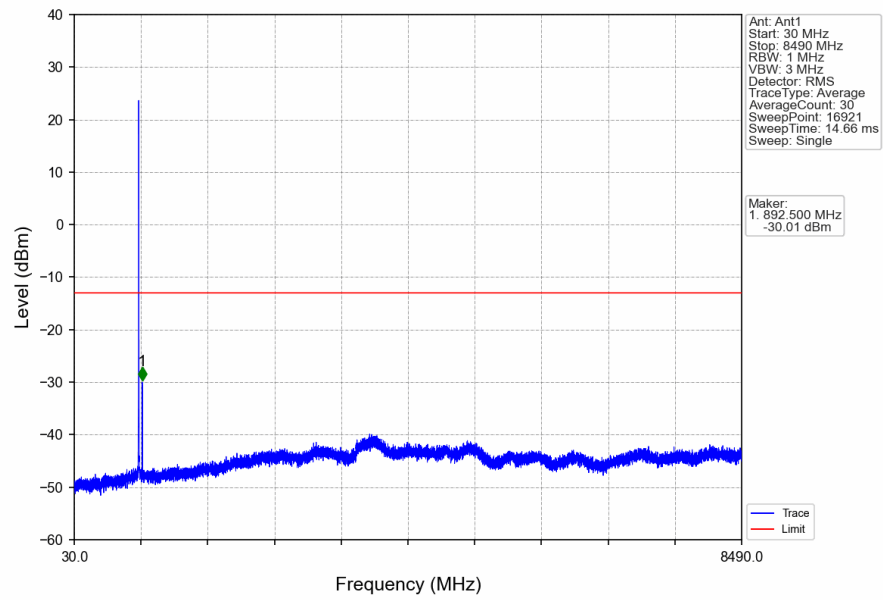


Start (MHz)	Stop (MHz)	RBW (MHz)	Method	Marker No.	Freq (MHz)	Level (dBm)	Limit (dBm)	Result
821	823	0.1	CHP	1	822.920	-27.71	-13	Pass
823	824	0.03	/	2	823.994	-27.72	-13	Pass
824	827	0.03	/	/	/	/	/	/

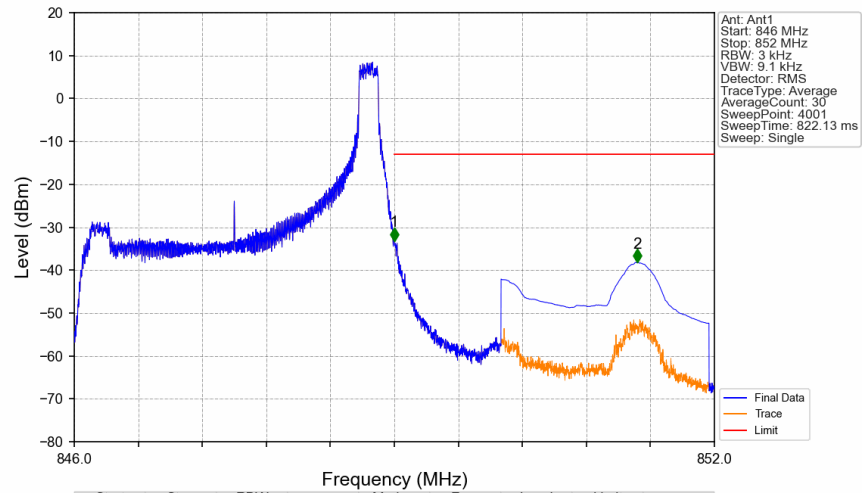
Band5_3MHz_QPSK_MCH_836.5MHz_RB_1_0_NTNV



Band5_3MHz_QPSK_HCH_847.5MHz_RB_1_0_NTNV

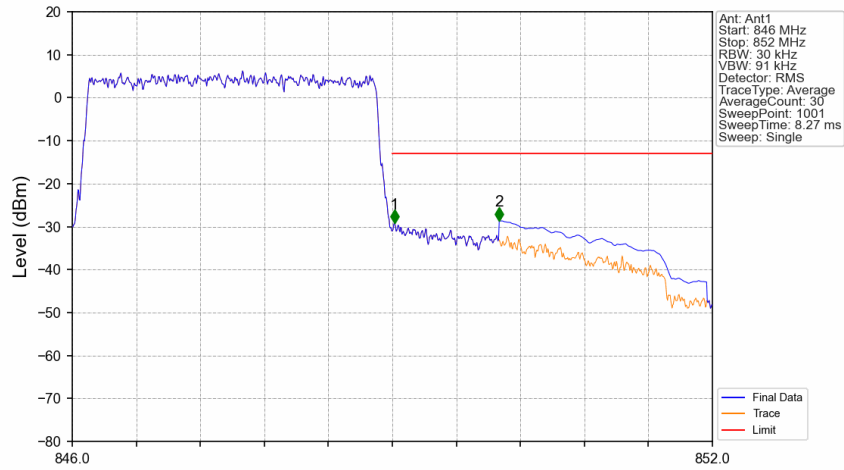


Band5_3MHz_QPSK_HCH_847.5MHz_RB_1_14_NTNV



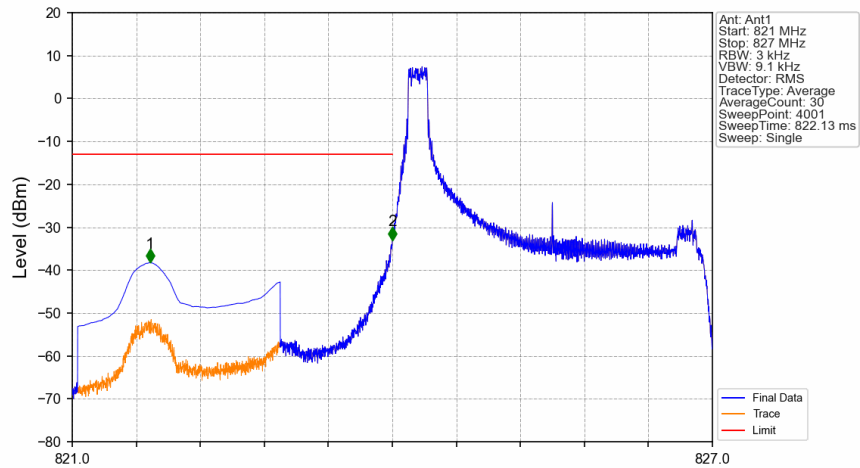
Start (MHz)	Stop (MHz)	RBW (MHz)	Method	Marker No.	Freq (MHz)	Level (dBm)	Limit (dBm)	Result
846	849	0.003	/	1	849.000	-33.20	-13	Pass
849	852	0.1	CHP	2	851.280	-38.20	-13	Pass

Band5_3MHz_QPSK_HCH_847.5MHz_RB_15_0_NTNV



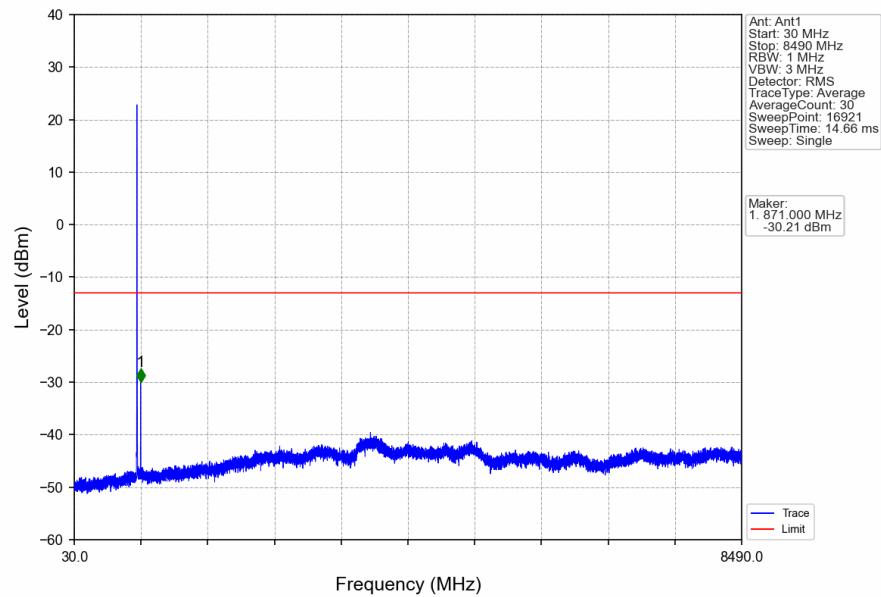
Start (MHz)	Stop (MHz)	RBW (MHz)	Method	Marker No.	Freq (MHz)	Level (dBm)	Limit (dBm)	Result
846	849	0.03	/	/	/	/	/	/
849	850	0.03	/	1	849.018	-29.15	-13	Pass
850	852	0.1	CHP	2	850.002	-28.61	-13	Pass

Band5_3MHz_16QAM_LCH_825.5MHz_RB_1_0_NTNV

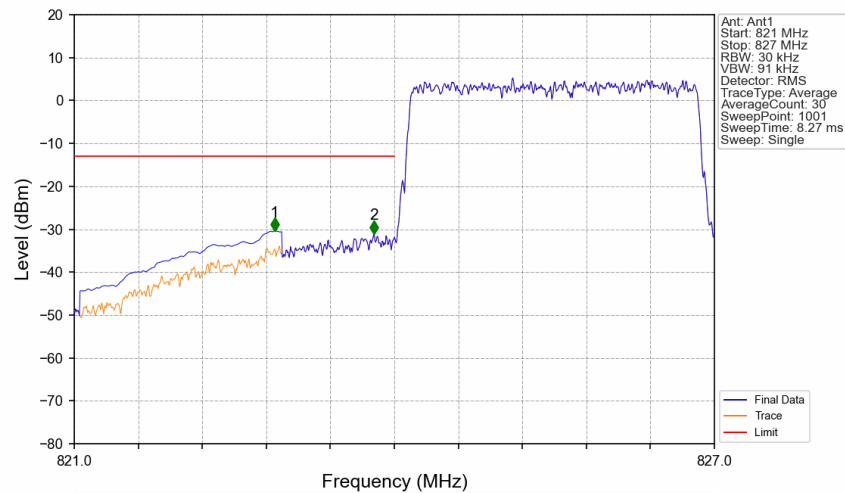


Start (MHz)	Stop (MHz)	RBW (MHz)	Method	Marker No.	Freq (MHz)	Level (dBm)	Limit (dBm)	Result
821	823	0.1	CHP	1	821.727	-38.24	-13	Pass
823	824	0.003	/	2	824.000	-33.01	-13	Pass
824	827	0.003	/	/	/	/	/	/

Band5_3MHz_16QAM_LCH_825.5MHz_RB_1_0_NTNV

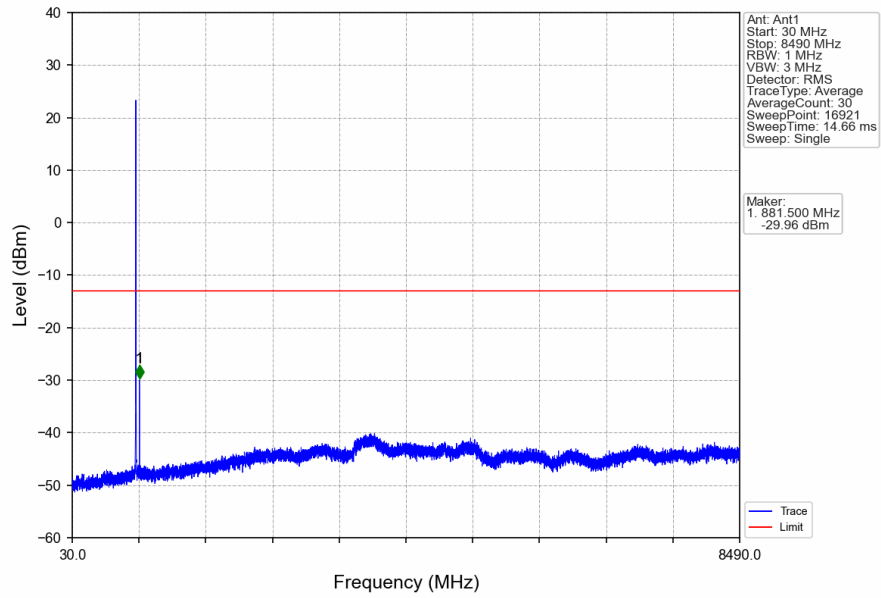


Band5_3MHz_16QAM_LCH_825.5MHz_RB_15_0_NTNV

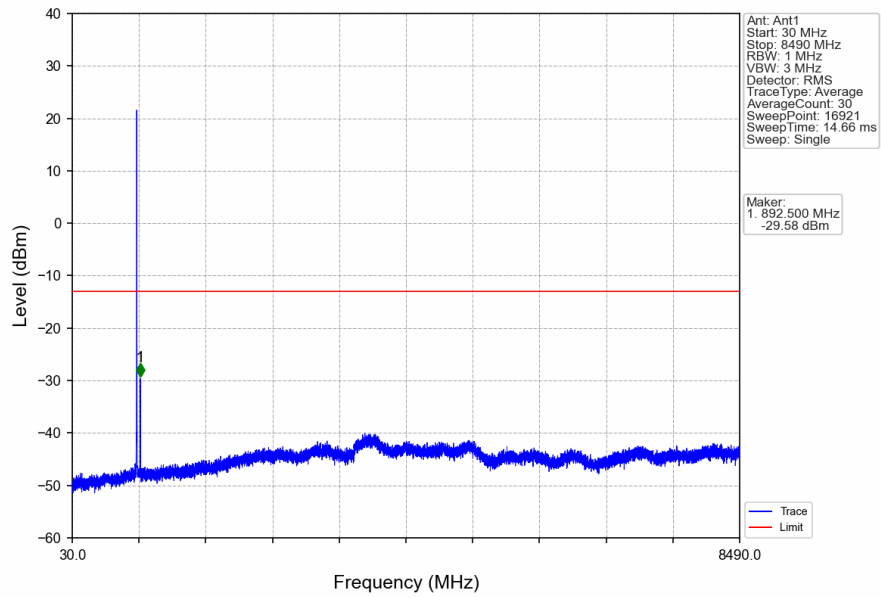


Start (MHz)	Stop (MHz)	RBW (MHz)	Method	Marker No.	Freq (MHz)	Level (dBm)	Limit (dBm)	Result
821	823	0.1	CHP	1	822.878	-30.43	-13	Pass
823	824	0.03	/	2	823.808	-31.07	-13	Pass
824	827	0.03	/	/	/	/	/	/

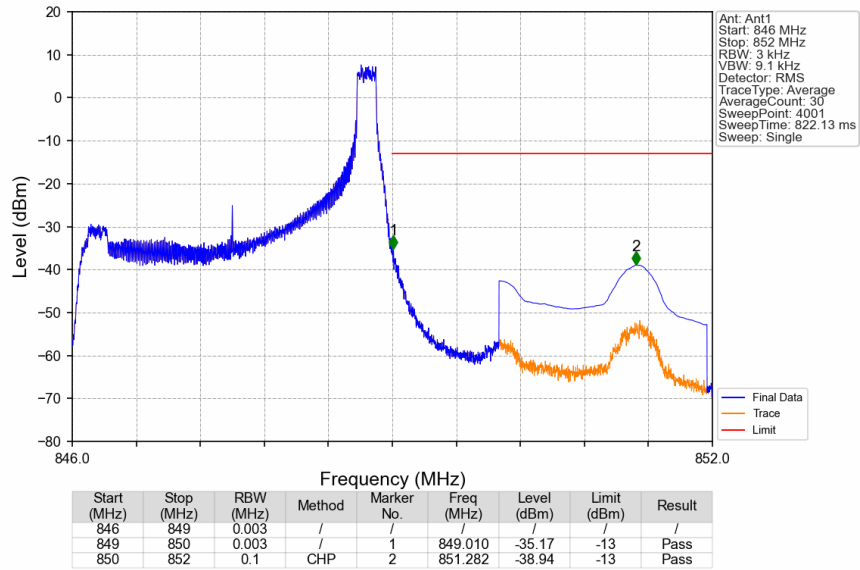
Band5_3MHz_16QAM_MCH_836.5MHz_RB_1_0_NTNV



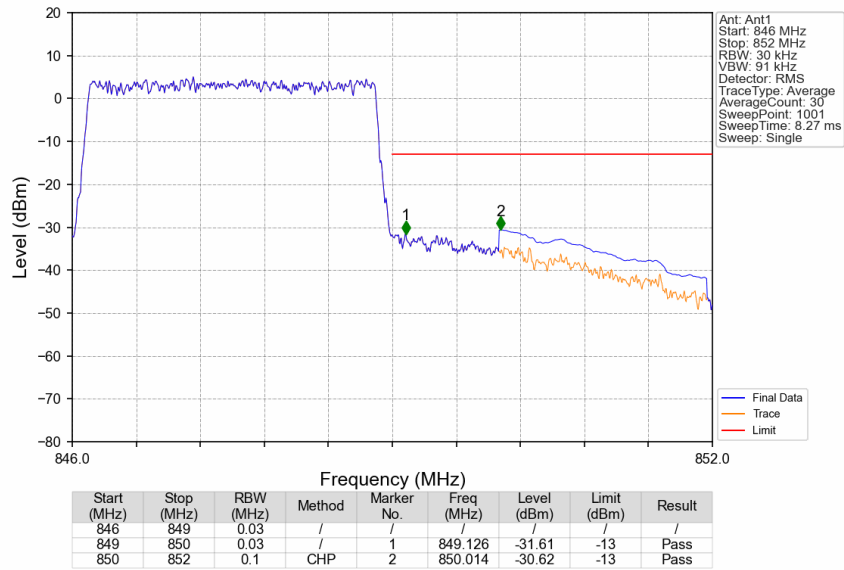
Band5_3MHz_16QAM_HCH_847.5MHz_RB_1_0_NTNV



Band5_3MHz_16QAM_HCH_847.5MHz_RB_1_14_NTNV



Band5_3MHz_16QAM_HCH_847.5MHz_RB_15_0_NTNV

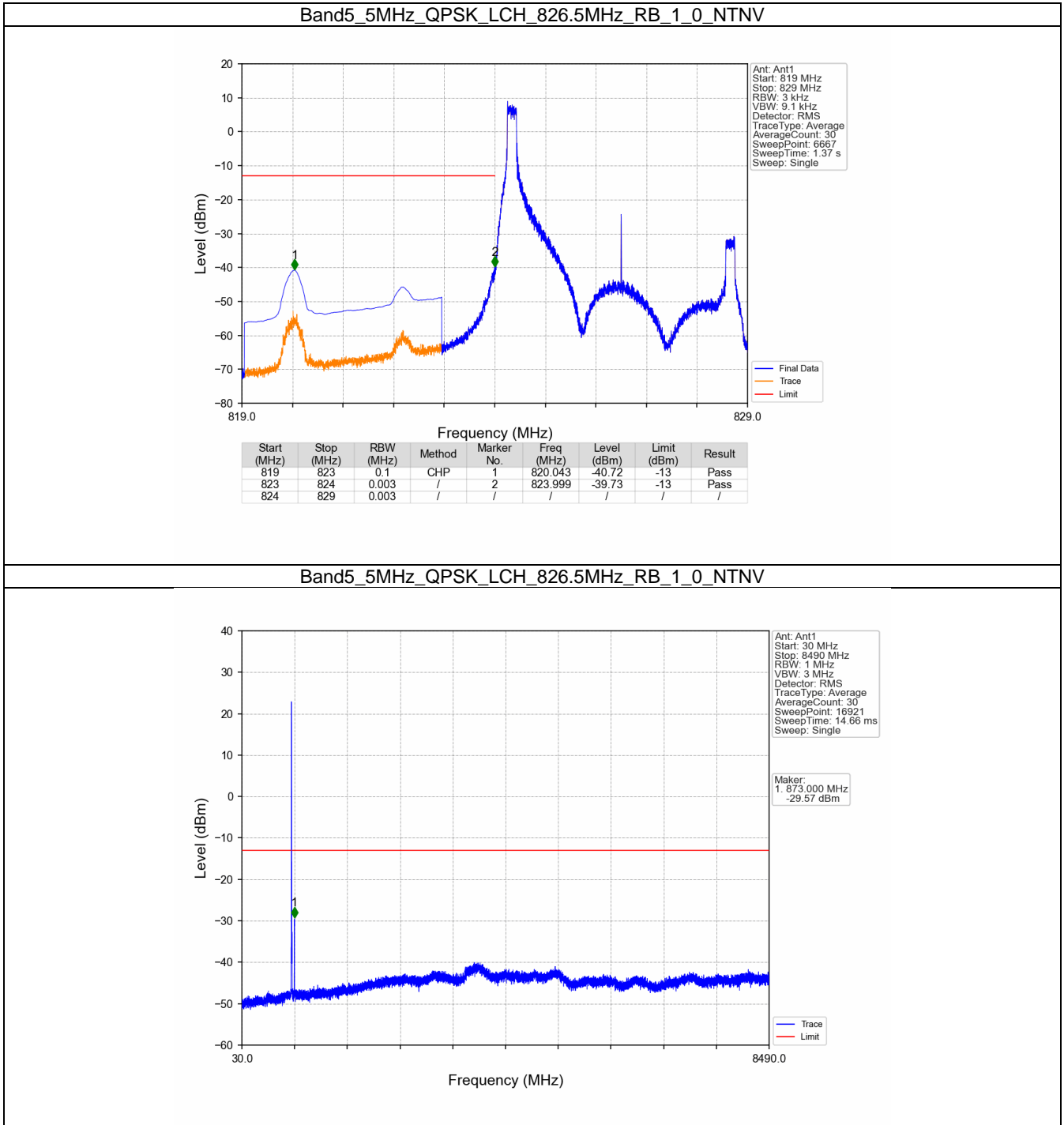


3.3 B5_5MHz

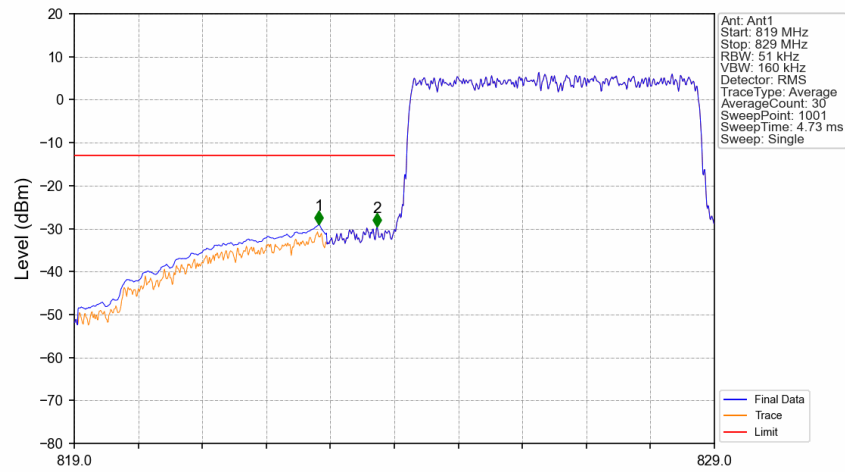
3.3.1 Test Result

Band: 5 / Bandwidth: 5MHz / NTNV						
Modulation	Frequency (MHz)	RB Allocation		Spurious Emission		Verdict
		Size	Offset	Result	Limit	
QPSK	826.5	1	0	Refer To Test Graph		Pass
		25	0	Refer To Test Graph		Pass
	836.5	1	0	Refer To Test Graph		Pass
	846.5	1	0	Refer To Test Graph		Pass
			24	Refer To Test Graph		Pass
		25	0	Refer To Test Graph		Pass
16QAM	826.5	1	0	Refer To Test Graph		Pass
		25	0	Refer To Test Graph		Pass
	836.5	1	0	Refer To Test Graph		Pass
	846.5	1	0	Refer To Test Graph		Pass
			24	Refer To Test Graph		Pass
		25	0	Refer To Test Graph		Pass

3.3.2 Test Graph

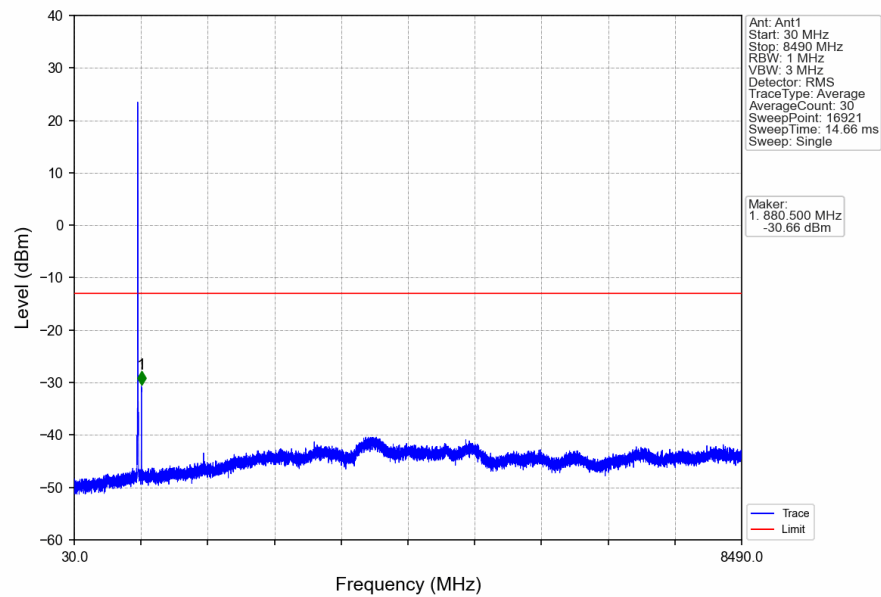


Band5_5MHz_QPSK_LCH_826.5MHz_RB_25_0_NTNV

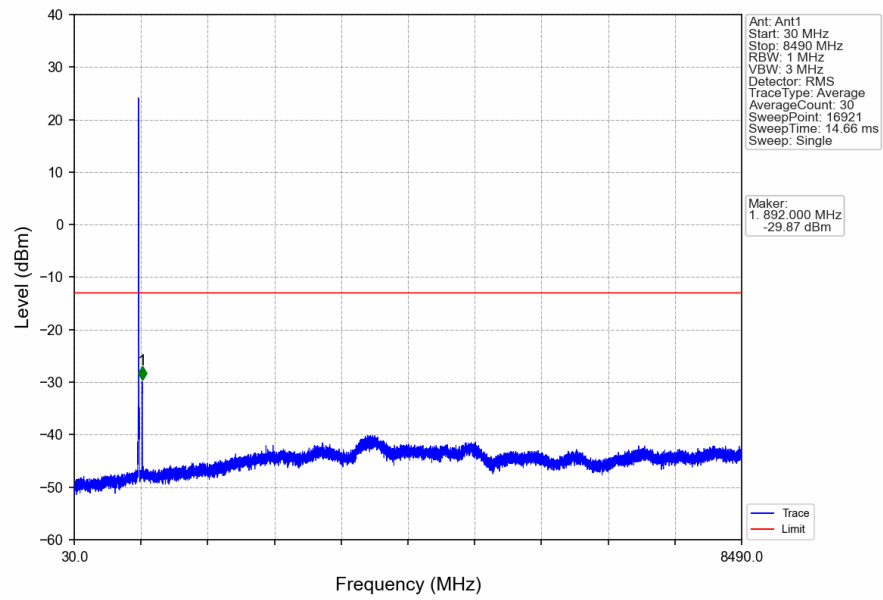


Start (MHz)	Stop (MHz)	RBW (MHz)	Method	Marker No.	Freq (MHz)	Level (dBm)	Limit (dBm)	Result
819	823	0.1	CHP	1	822.820	-28.99	-13	Pass
823	824	0.051	/	2	823.730	-29.62	-13	Pass
824	829	0.051	/	/	/	/	/	/

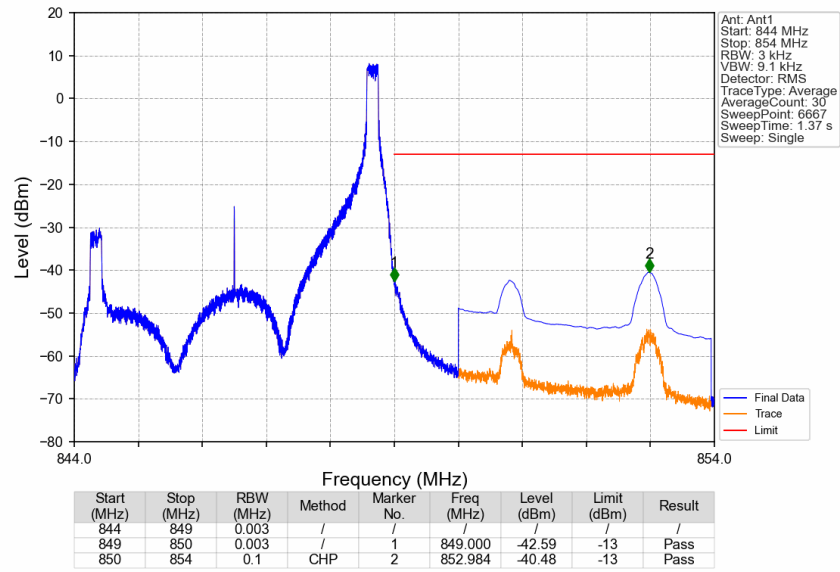
Band5_5MHz_QPSK_MCH_836.5MHz_RB_1_0_NTNV



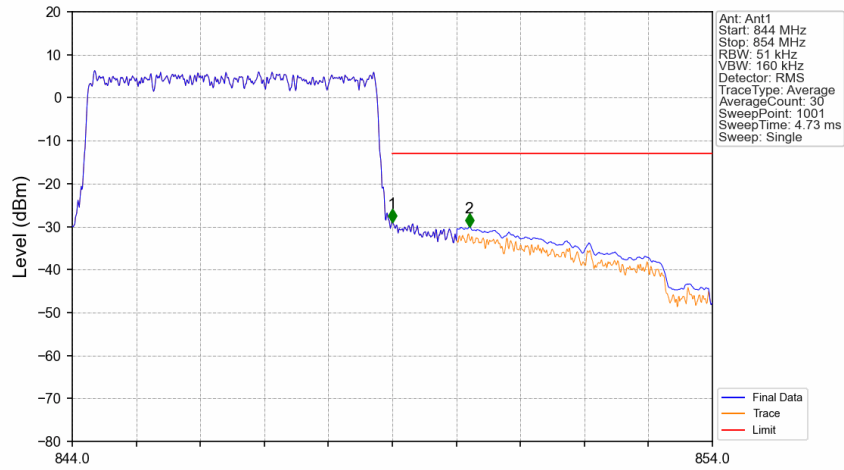
Band5_5MHz_QPSK_HCH_846.5MHz_RB_1_0_NTNV



Band5_5MHz_QPSK_HCH_846.5MHz_RB_1_24_NTNV

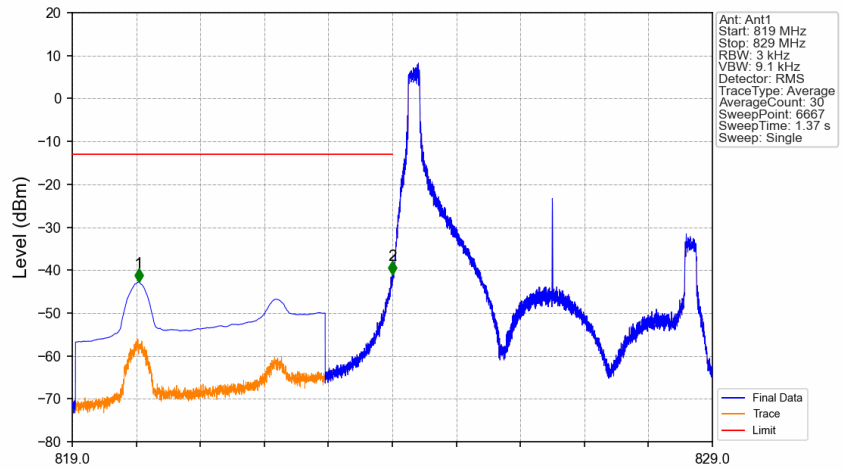


Band5_5MHz_QPSK_HCH_846.5MHz_RB_25_0_NTNV



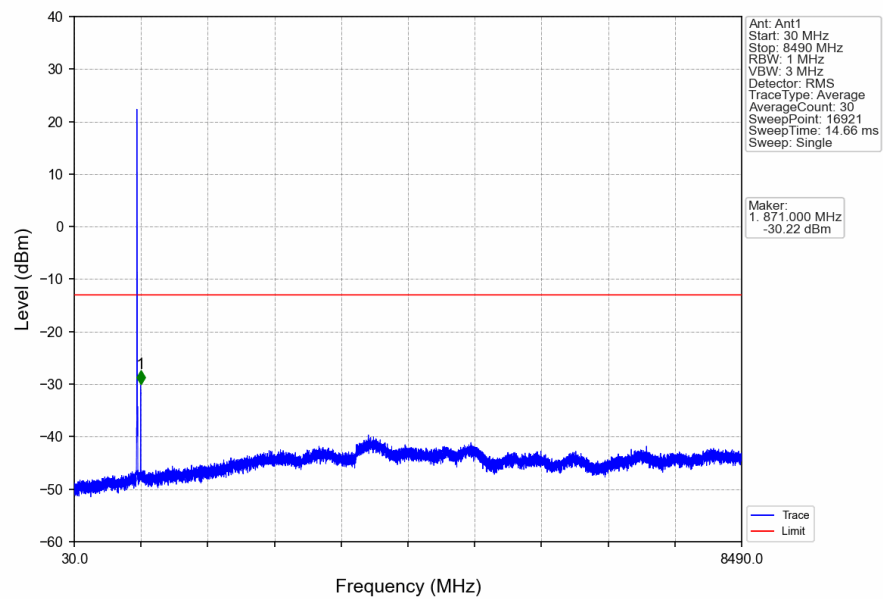
Start (MHz)	Stop (MHz)	RBW (MHz)	Method	Marker No.	Freq (MHz)	Level (dBm)	Limit (dBm)	Result
844	849	0.051	/	/	/	/	/	/
849	850	0.051	/	1	849.000	-29.01	-13	Pass
850	854	0.1	CHP	2	850.200	-30.09	-13	Pass

Band5_5MHz_16QAM_LCH_826.5MHz_RB_1_0_NTNV

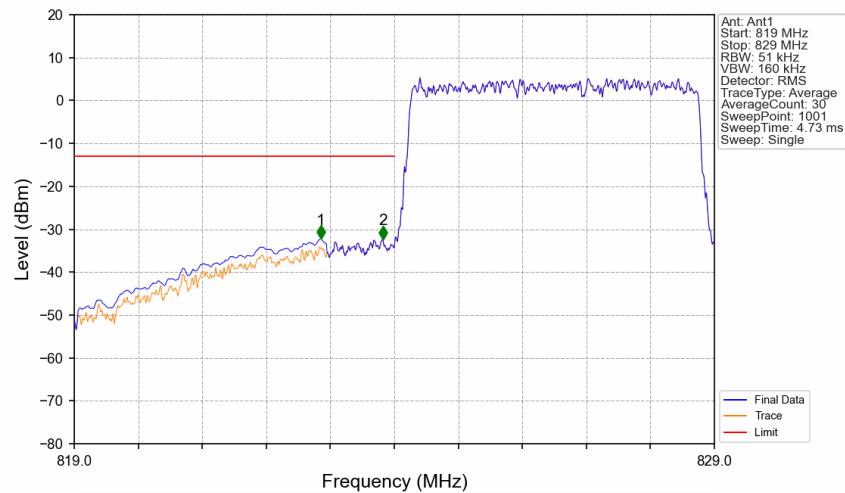


Start (MHz)	Stop (MHz)	RBW (MHz)	Method	Marker No.	Freq (MHz)	Level (dBm)	Limit (dBm)	Result
819	823	0.1	CHP	1	820.037	-42.81	-13	Pass
823	824	0.003	/	2	824.000	-41.09	-13	Pass
824	829	0.003	/	/	/	/	/	/

Band5_5MHz_16QAM_LCH_826.5MHz_RB_1_0_NTNV

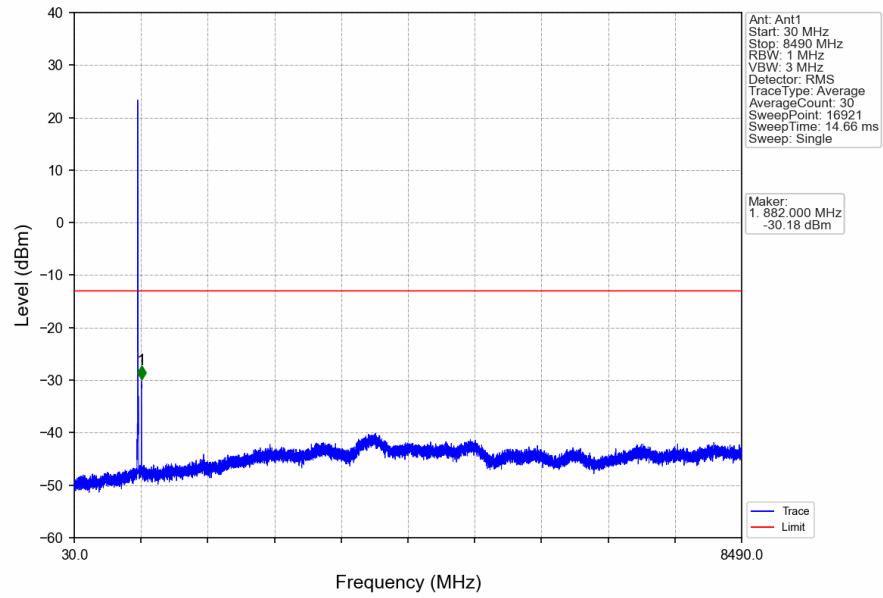


Band5_5MHz_16QAM_LCH_826.5MHz_RB_25_0_NTNV

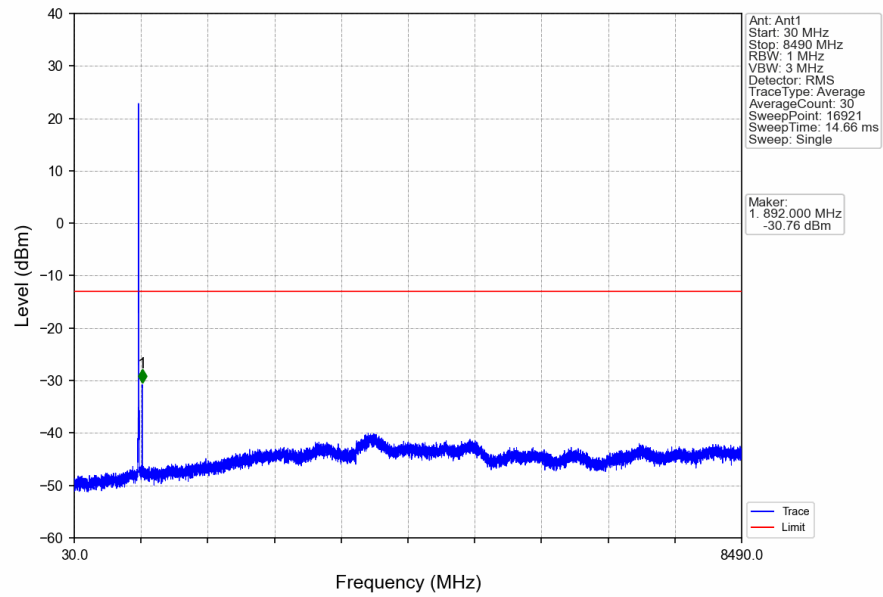


Start (MHz)	Stop (MHz)	RBW (MHz)	Method	Marker No.	Freq (MHz)	Level (dBm)	Limit (dBm)	Result
819	823	0.1	CHP	1	822.850	-32.20	-13	Pass
823	824	0.051	/	2	823.820	-32.32	-13	Pass
824	829	0.051	/	/	/	/	/	/

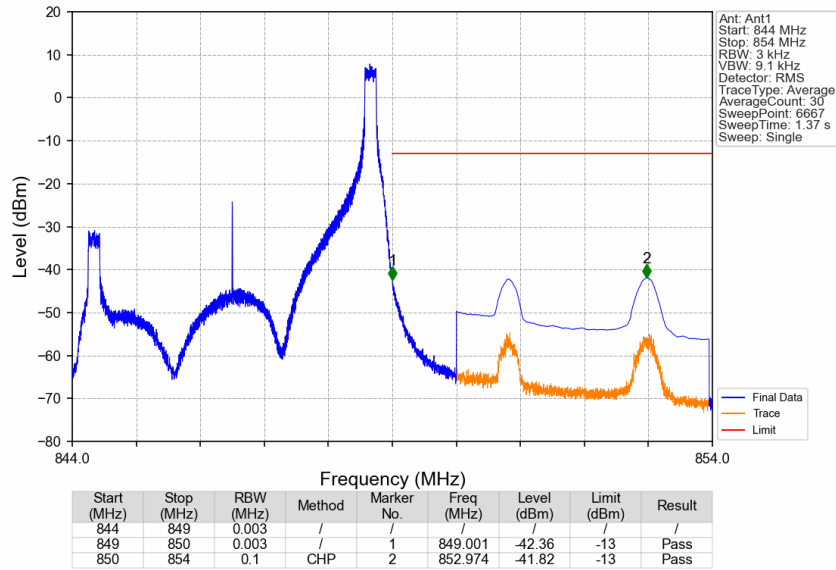
Band5_5MHz_16QAM_MCH_836.5MHz_RB_1_0_NTNV



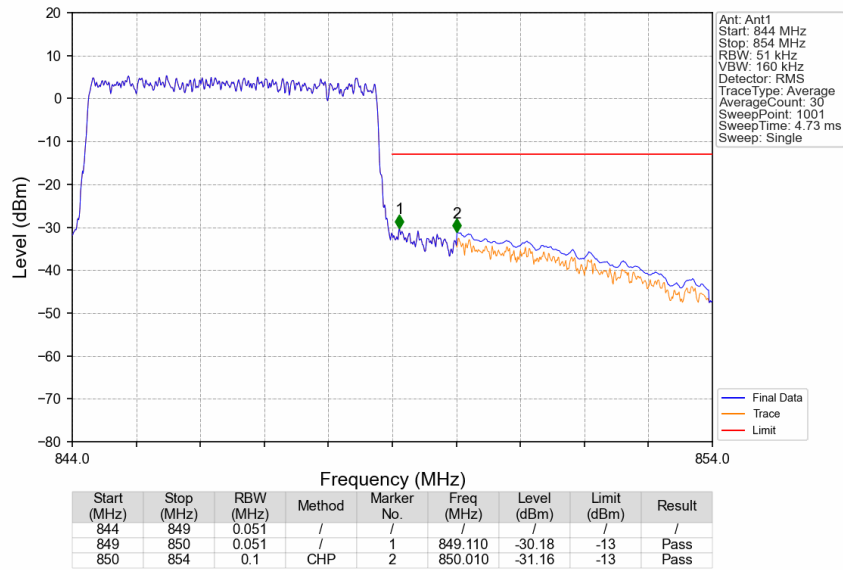
Band5_5MHz_16QAM_HCH_846.5MHz_RB_1_0_NTNV



Band5_5MHz_16QAM_HCH_846.5MHz_RB_1_24_NTNV



Band5_5MHz_16QAM_HCH_846.5MHz_RB_25_0_NTNV

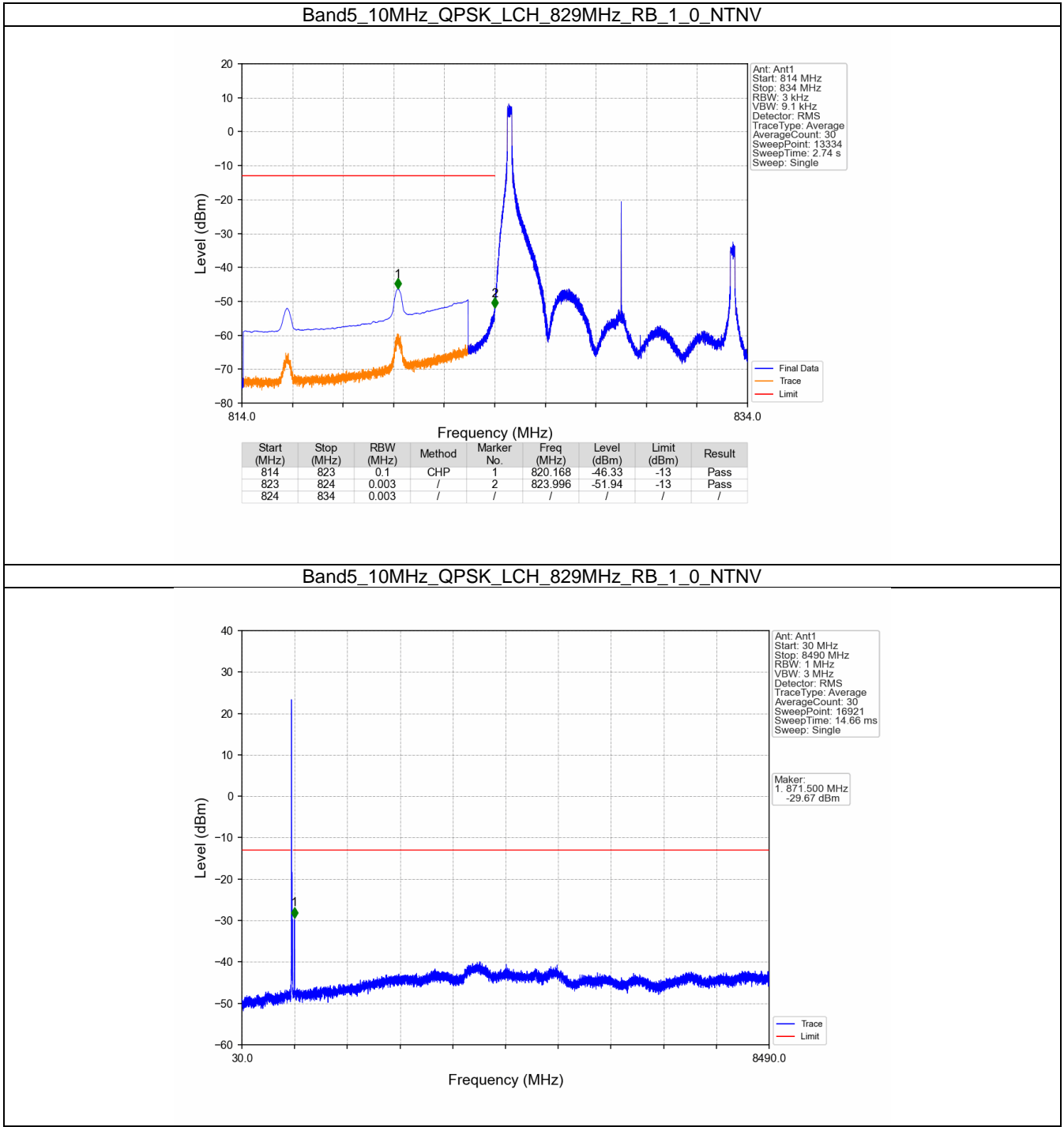


3.4 B5_10MHz

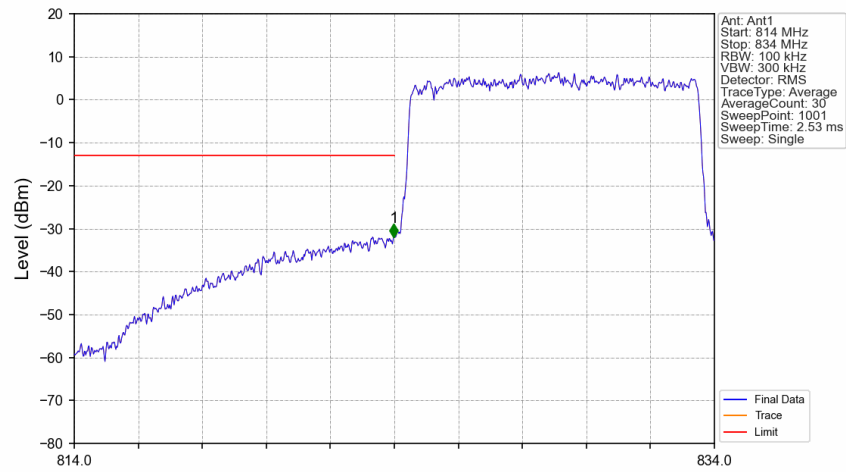
3.4.1 Test Result

Band: 5 / Bandwidth: 10MHz / NTNV						
Modulation	Frequency (MHz)	RB Allocation		Spurious Emission		Verdict
		Size	Offset	Result	Limit	
QPSK	829	1	0	Refer To Test Graph		Pass
		50	0	Refer To Test Graph		Pass
	836.5	1	0	Refer To Test Graph		Pass
	844	1	0	Refer To Test Graph		Pass
			49	Refer To Test Graph		Pass
		50	0	Refer To Test Graph		Pass
16QAM	829	1	0	Refer To Test Graph		Pass
		50	0	Refer To Test Graph		Pass
	836.5	1	0	Refer To Test Graph		Pass
	844	1	0	Refer To Test Graph		Pass
			49	Refer To Test Graph		Pass
		50	0	Refer To Test Graph		Pass

3.4.2 Test Graph

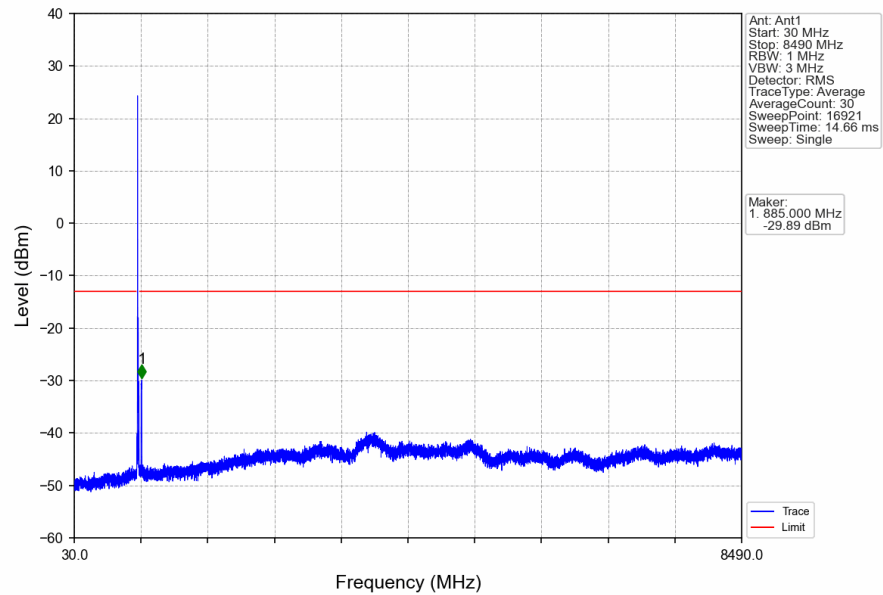


Band5_10MHz_QPSK_LCH_829MHz_RB_50_0_NTNV

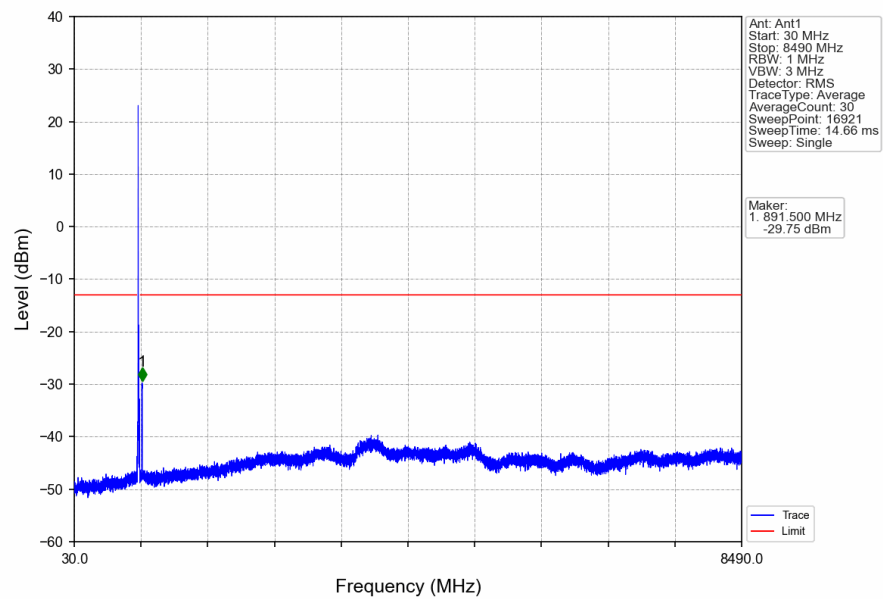


Start (MHz)	Stop (MHz)	RBW (MHz)	Method	Marker No.	Freq (MHz)	Level (dBm)	Limit (dBm)	Result
814	824	0.1	/	1	823.980	-31.96	-13	Pass
824	834	0.1	/	/	/	/	/	/

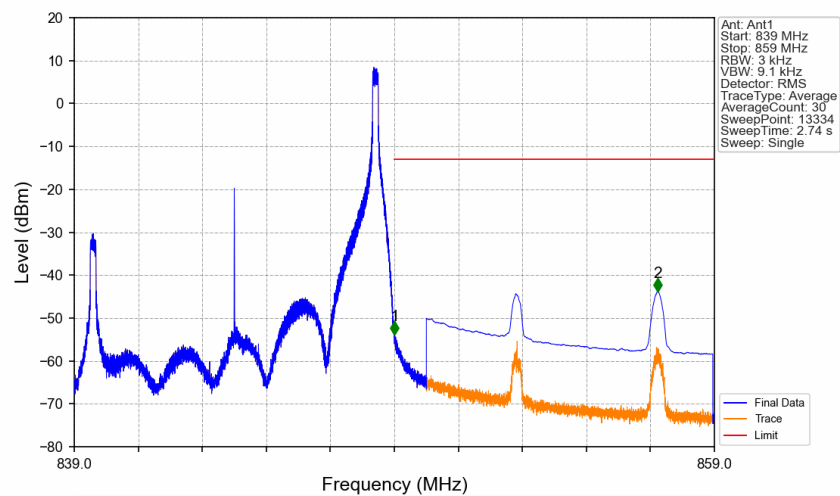
Band5_10MHz_QPSK_MCH_836.5MHz_RB_1_0_NTNV



Band5_10MHz_QPSK_HCH_844MHz_RB_1_0_NTNV

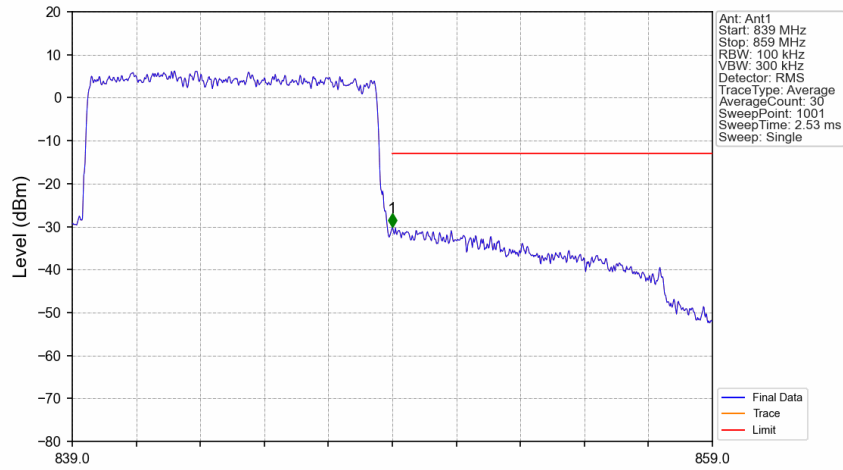


Band5_10MHz_QPSK_HCH_844MHz_RB_1_49_NTNV



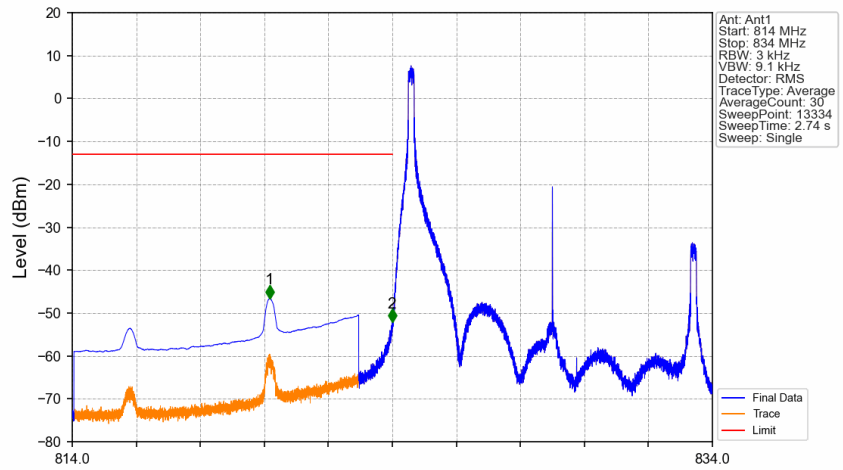
Start (MHz)	Stop (MHz)	RBW (MHz)	Method	Marker No.	Freq (MHz)	Level (dBm)	Limit (dBm)	Result
839	849	0.003	/	/	/	/	/	/
849	850	0.003	/	1	849.008	-53.95	-13	Pass
850	859	0.1	CHP	2	857.224	-43.80	-13	Pass

Band5_10MHz_QPSK_HCH_844MHz_RB_50_0_NTNV



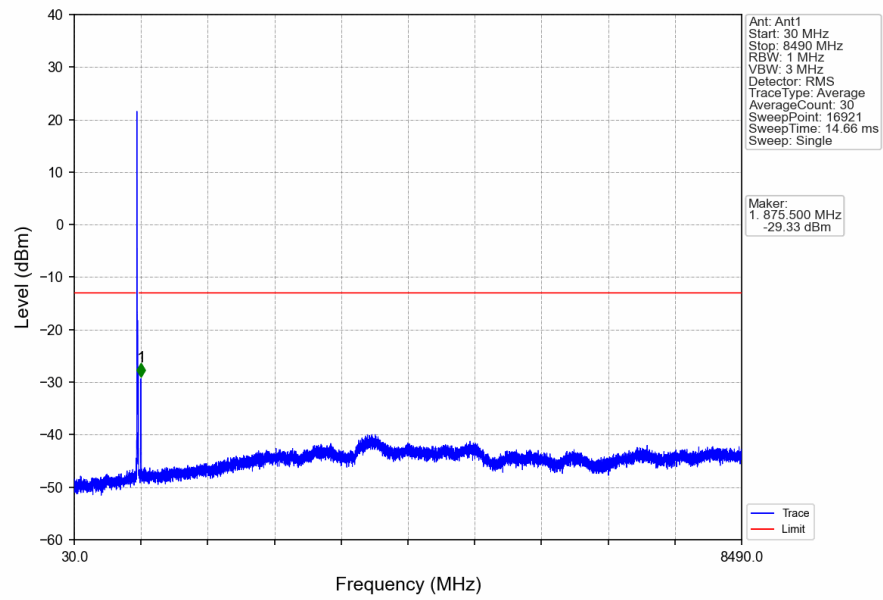
Start (MHz)	Stop (MHz)	RBW (MHz)	Method	Marker No.	Freq (MHz)	Level (dBm)	Limit (dBm)	Result
839	849	0.1	/	/	/	/	/	/
849	859	0.1	/	1	849.000	-30.17	-13	Pass

Band5_10MHz_16QAM_LCH_829MHz_RB_1_0_NTNV

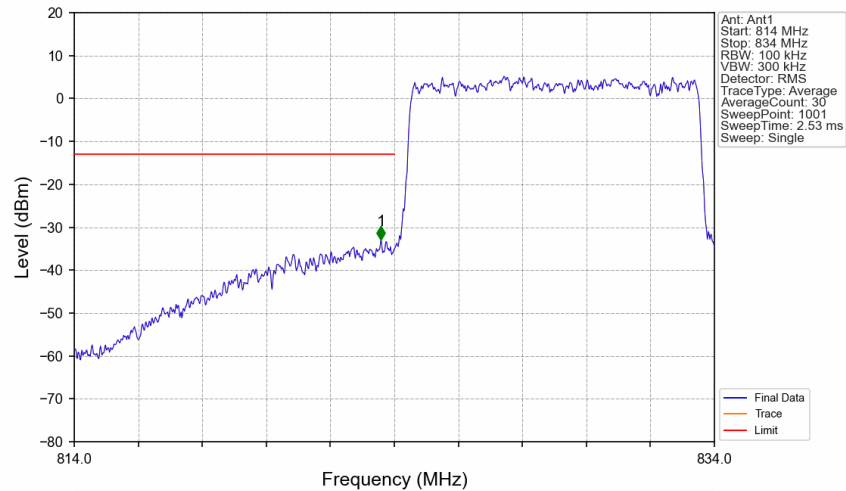


Start (MHz)	Stop (MHz)	RBW (MHz)	Method	Marker No.	Freq (MHz)	Level (dBm)	Limit (dBm)	Result
814	823	0.1	CHP	1	820.162	-46.58	-13	Pass
823	824	0.003	/	2	823.992	-52.09	-13	Pass
824	834	0.003	/	/	/	/	/	/

Band5_10MHz_16QAM_LCH_829MHz_RB_1_0_NTNV

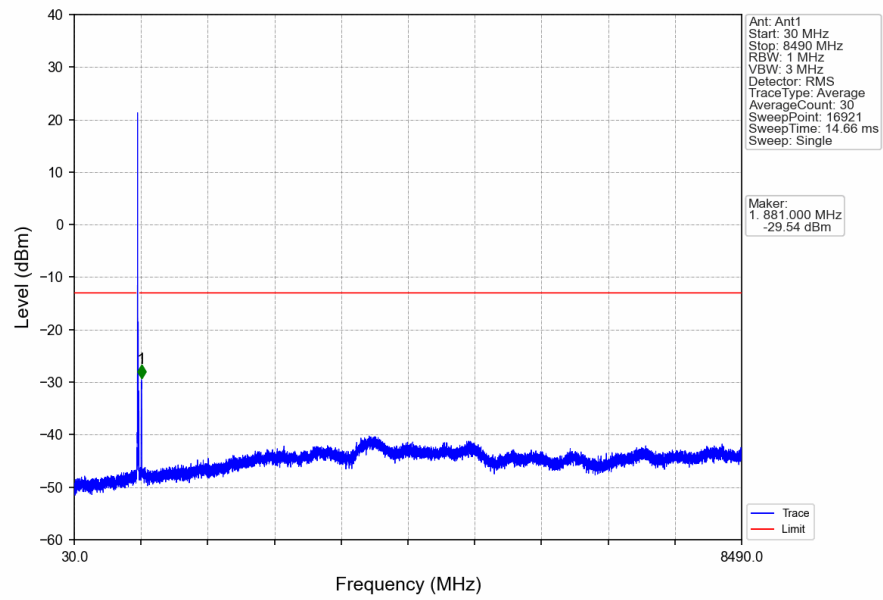


Band5_10MHz_16QAM_LCH_829MHz_RB_50_0_NTNV

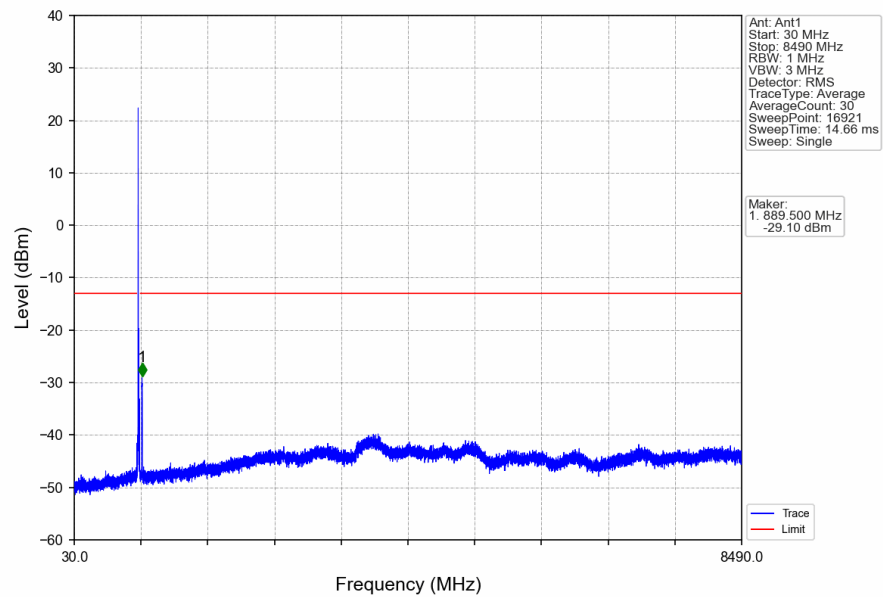


Start (MHz)	Stop (MHz)	RBW (MHz)	Method	Marker No.	Freq (MHz)	Level (dBm)	Limit (dBm)	Result
814	824	0.1	/	1	823.580	-32.95	-13	Pass
824	834	0.1	/	/	/	/	/	/

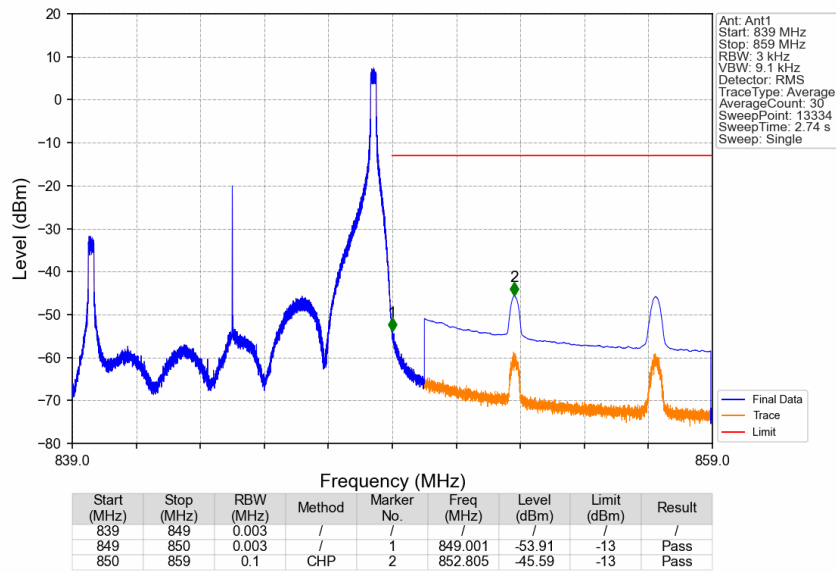
Band5_10MHz_16QAM_MCH_836.5MHz_RB_1_0_NTNV



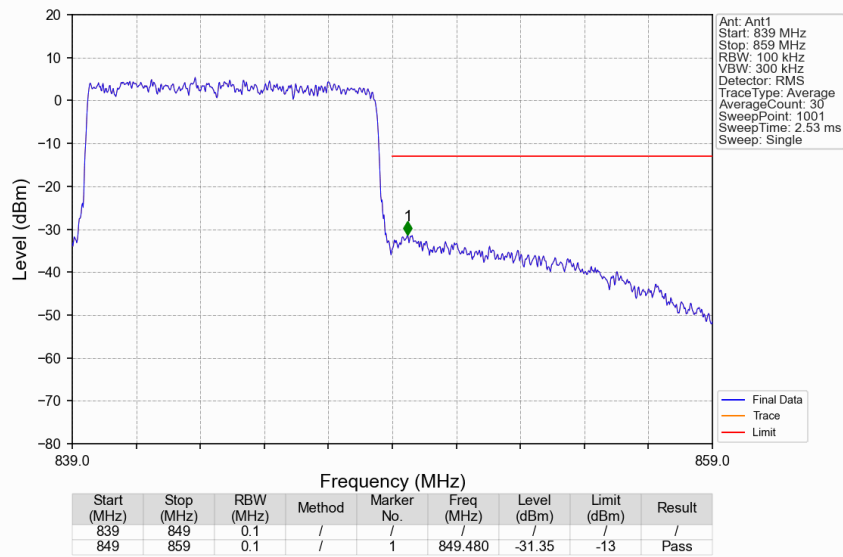
Band5_10MHz_16QAM_HCH_844MHz_RB_1_0_NTNV



Band5_10MHz_16QAM_HCH_844MHz_RB_1_49_NTNV



Band5_10MHz_16QAM_HCH_844MHz_RB_50_0_NTNV



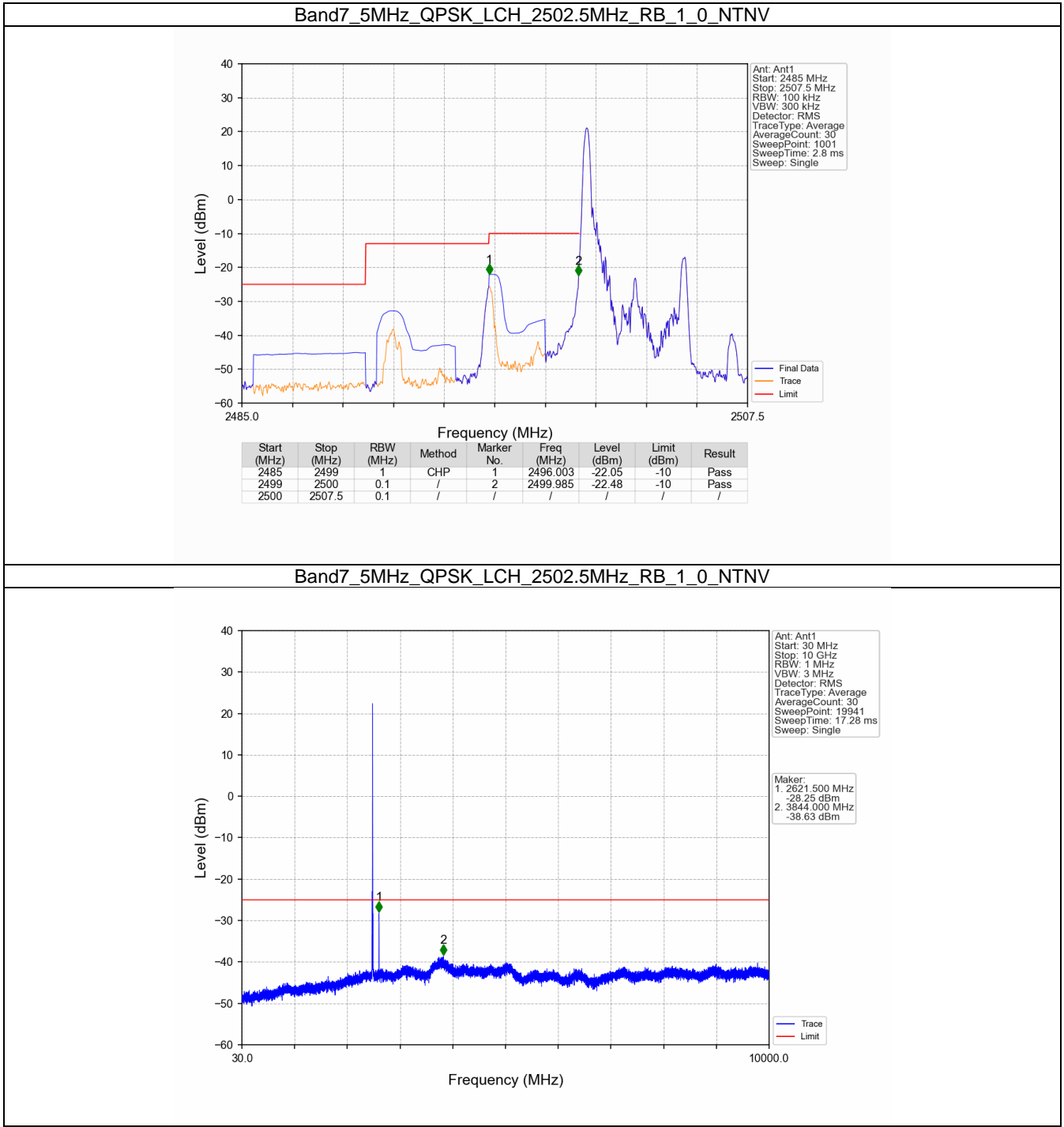
4. Spurious Emission

4.1 B7_5MHz

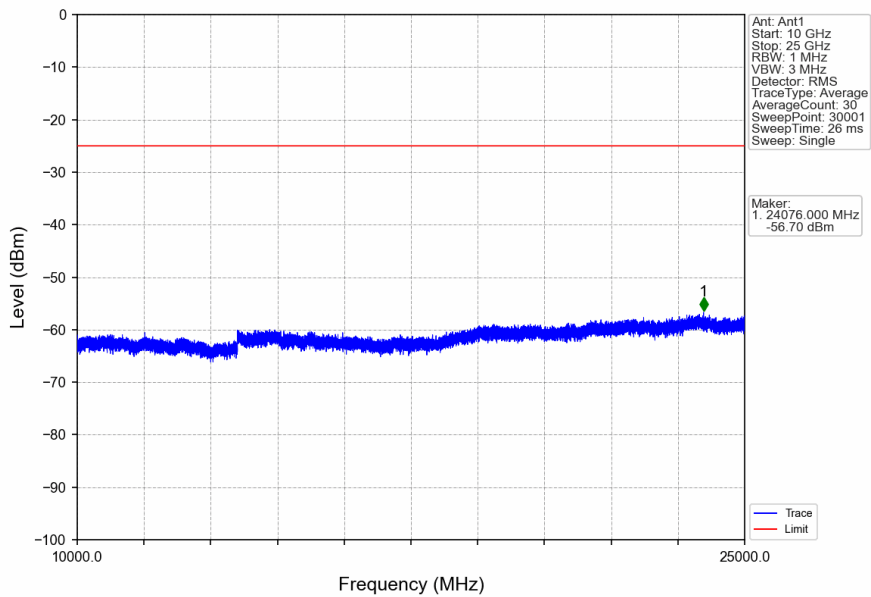
4.1.1 Test Result

Band: 7 / Bandwidth: 5MHz / NTNV					
Modulation	Frequency (MHz)	RB Allocation		Spurious Emission	
		Size	Offset	Result	Limit
QPSK	2502.5	1	0	Refer To Test Graph	Pass
		25	0	Refer To Test Graph	Pass
	2535	1	0	Refer To Test Graph	Pass
		1	0	Refer To Test Graph	Pass
			24	Refer To Test Graph	Pass
		25	0	Refer To Test Graph	Pass
16QAM	2502.5	1	0	Refer To Test Graph	Pass
		25	0	Refer To Test Graph	Pass
	2535	1	0	Refer To Test Graph	Pass
		1	0	Refer To Test Graph	Pass
			24	Refer To Test Graph	Pass
		25	0	Refer To Test Graph	Pass

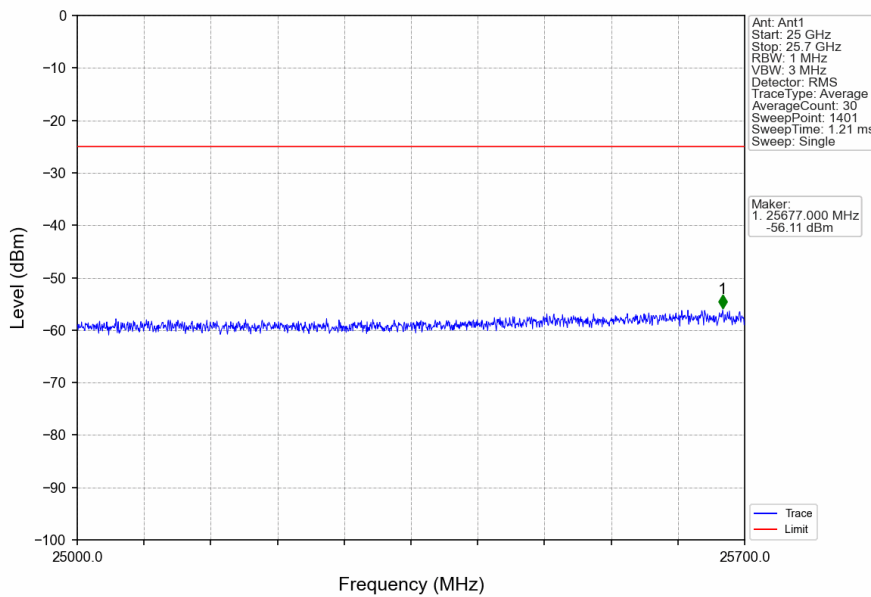
4.1.2 Test Graph



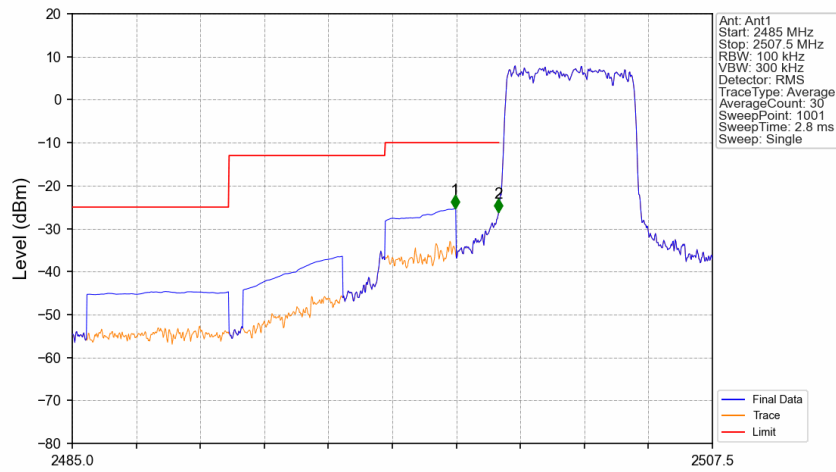
Band7_5MHz_QPSK_LCH_2502.5MHz_RB_1_0_NTNV



Band7_5MHz_QPSK_LCH_2502.5MHz_RB_1_0_NTNV

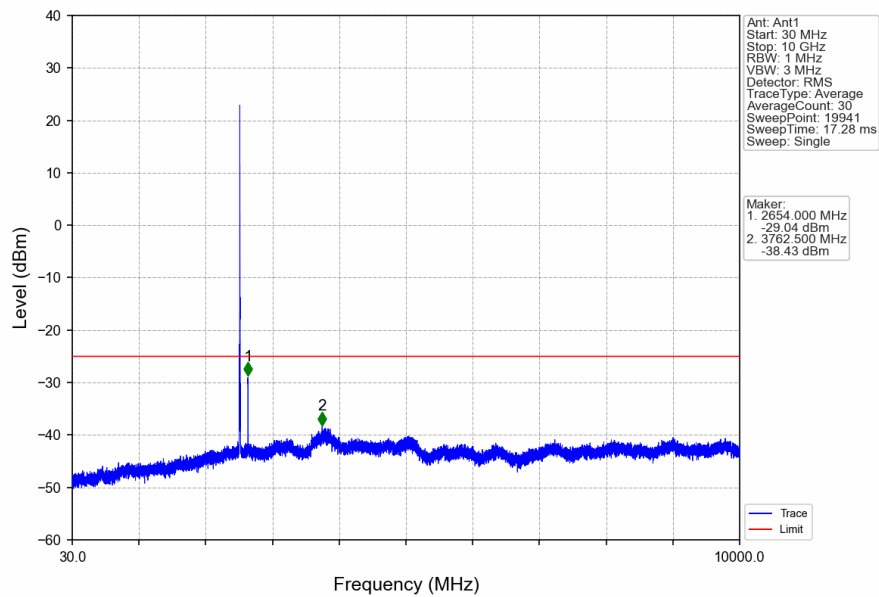


Band7_5MHz_QPSK_LCH_2502.5MHz_RB_25_0_NTNV

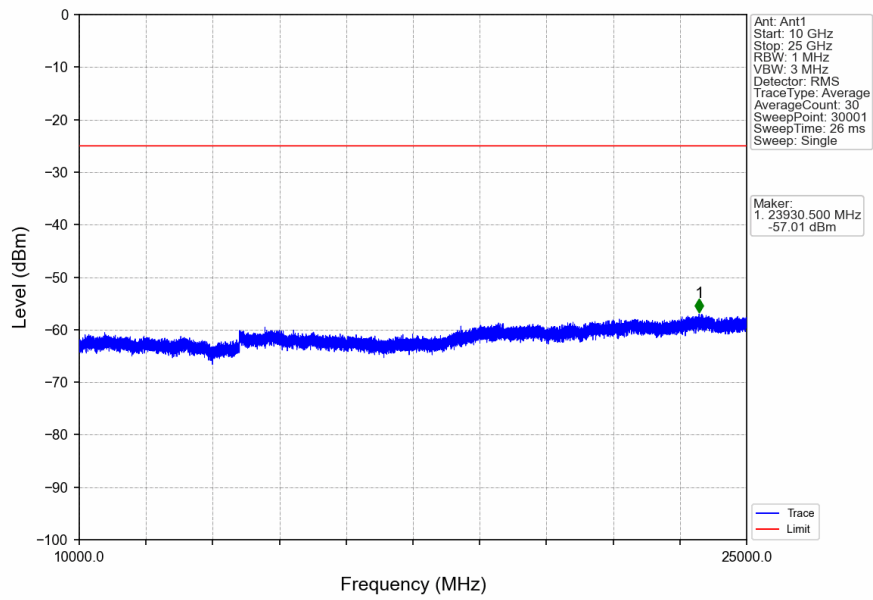


Start (MHz)	Stop (MHz)	RBW (MHz)	Method	Marker No.	Freq (MHz)	Level (dBm)	Limit (dBm)	Result
2485	2499	1	CHP	1	2498.455	-25.39	-10	Pass
2499	2500	0.1	/	2	2499.985	-26.29	-10	Pass
2500	2507.5	0.1	/	/	/	/	/	/

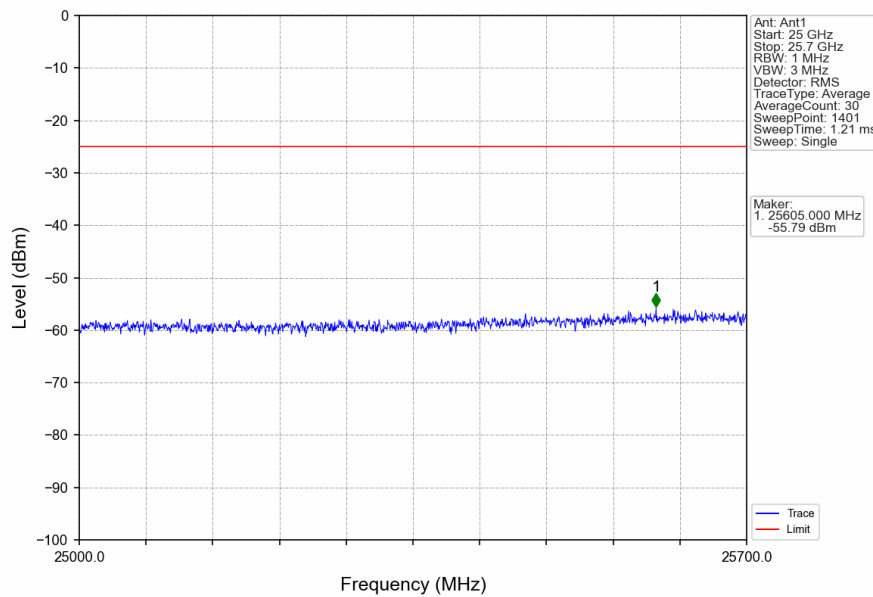
Band7_5MHz_QPSK_MCH_2535MHz_RB_1_0_NTNV



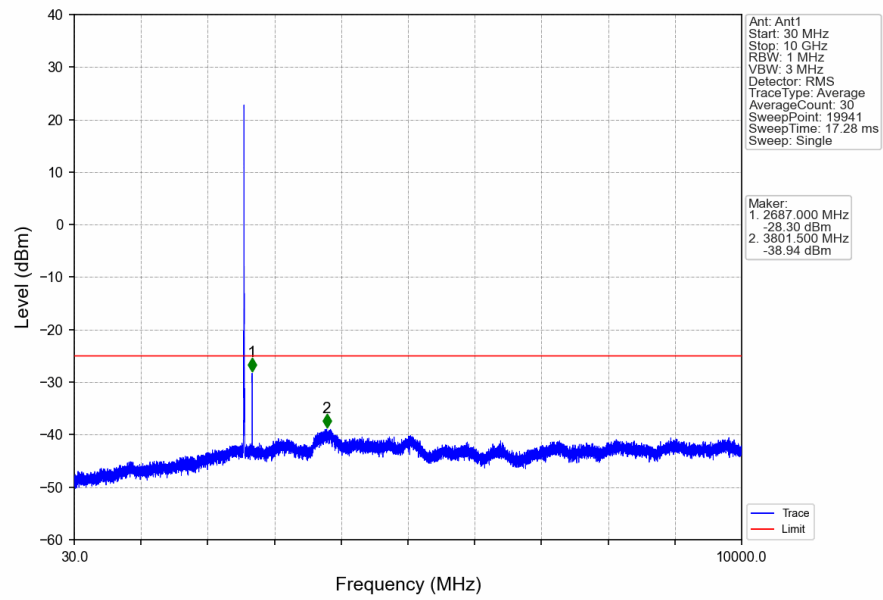
Band7_5MHz_QPSK_MCH_2535MHz_RB_1_0_NTNV



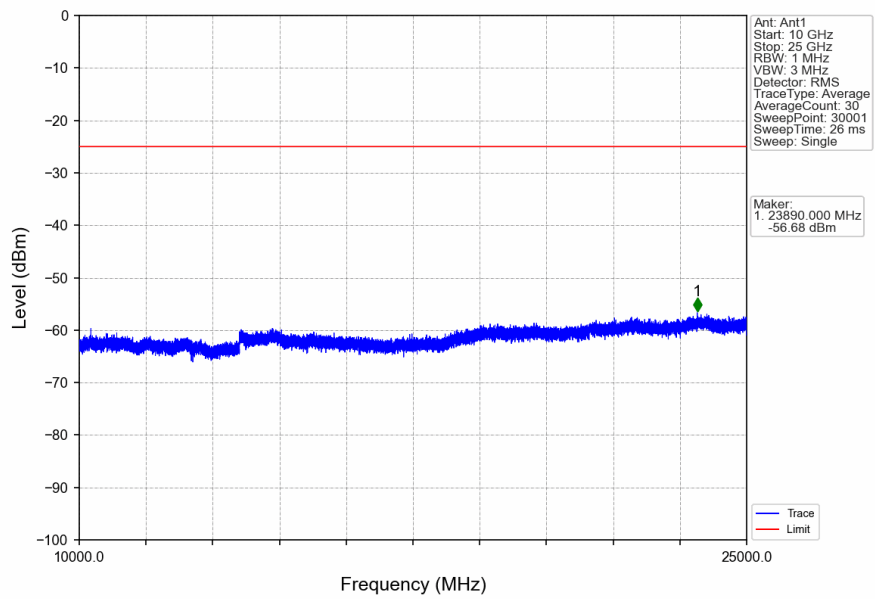
Band7_5MHz_QPSK_MCH_2535MHz_RB_1_0_NTNV



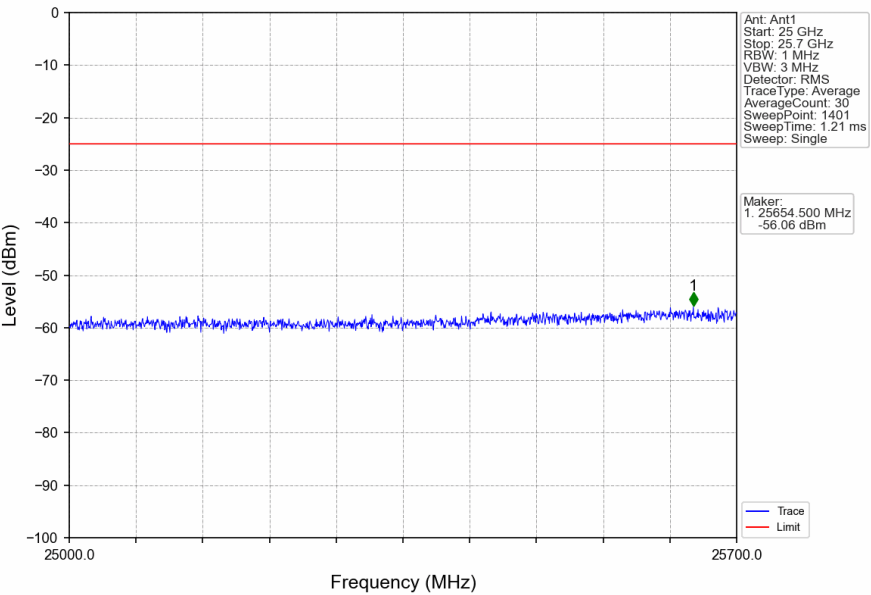
Band7_5MHz_QPSK_HCH_2567.5MHz_RB_1_0_NTNV



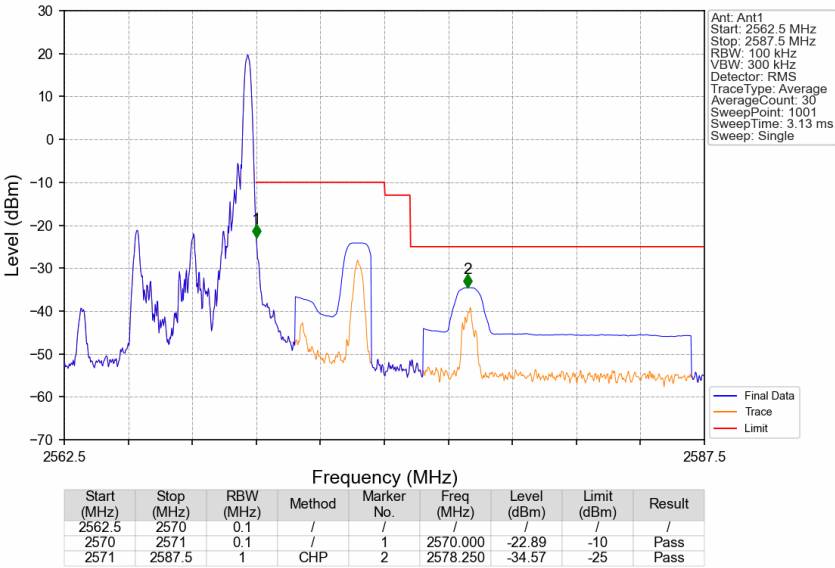
Band7_5MHz_QPSK_HCH_2567.5MHz_RB_1_0_NTNV



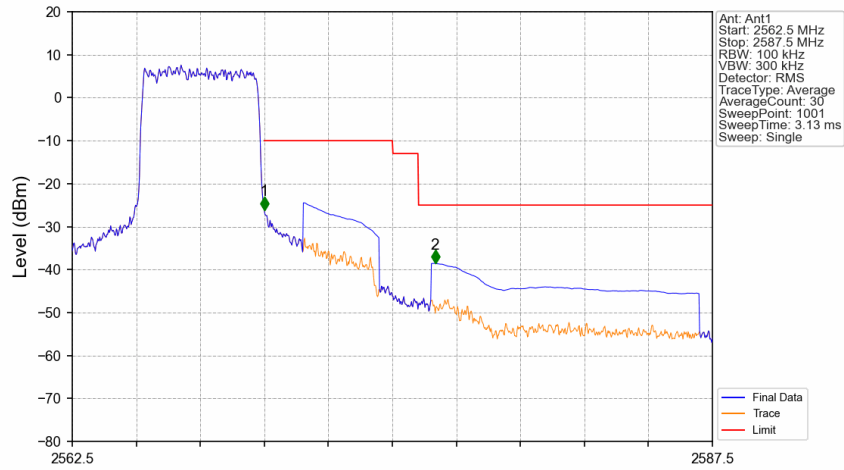
Band7_5MHz_QPSK_HCH_2567.5MHz_RB_1_0_NTNV



Band7_5MHz_QPSK_HCH_2567.5MHz_RB_1_24_NTNV

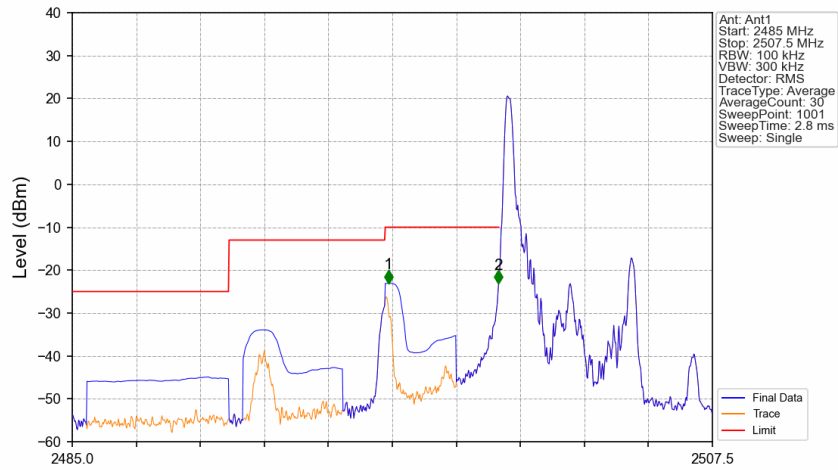


Band7_5MHz_QPSK_HCH_2567.5MHz_RB_25_0_NTNV



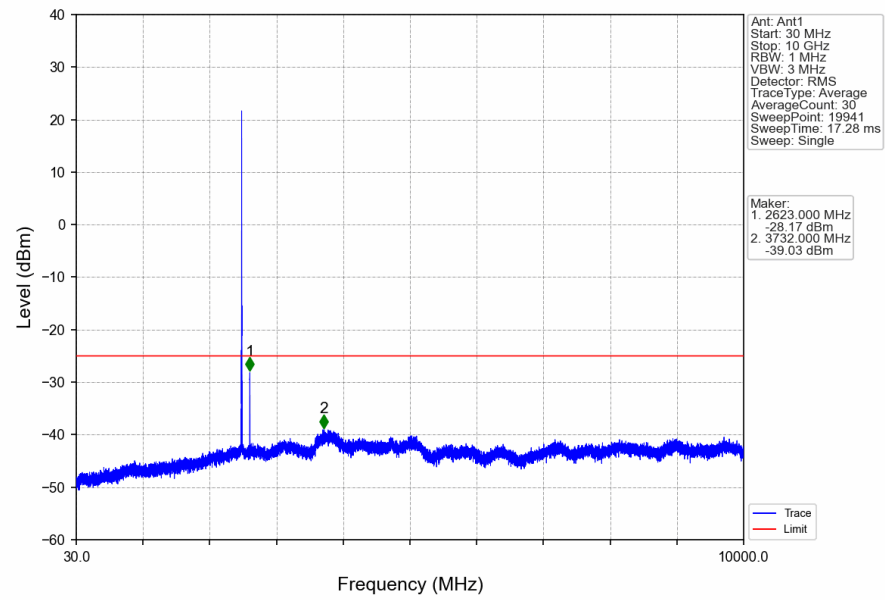
Start (MHz)	Stop (MHz)	RBW (MHz)	Method	Marker No.	Freq (MHz)	Level (dBm)	Limit (dBm)	Result
2562.5	2570	0.1	/	/	/	/	/	/
2570	2571	0.1	/	1	2570.000	-26.13	-10	Pass
2571	2587.5	1	CHP	2	2576.675	-38.55	-25	Pass

Band7_5MHz_16QAM_LCH_2502.5MHz_RB_1_0_NTNV

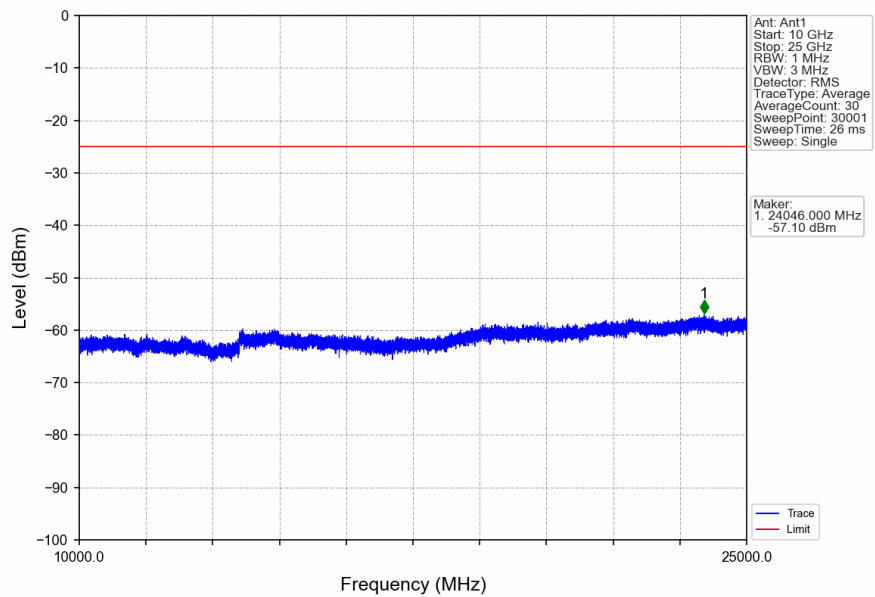


Start (MHz)	Stop (MHz)	RBW (MHz)	Method	Marker No.	Freq (MHz)	Level (dBm)	Limit (dBm)	Result
2485	2499	1	CHP	1	2496.115	-23.08	-10	Pass
2499	2500	0.1	/	2	2499.985	-23.19	-10	Pass
2500	2507.5	0.1	/	/	/	/	/	/

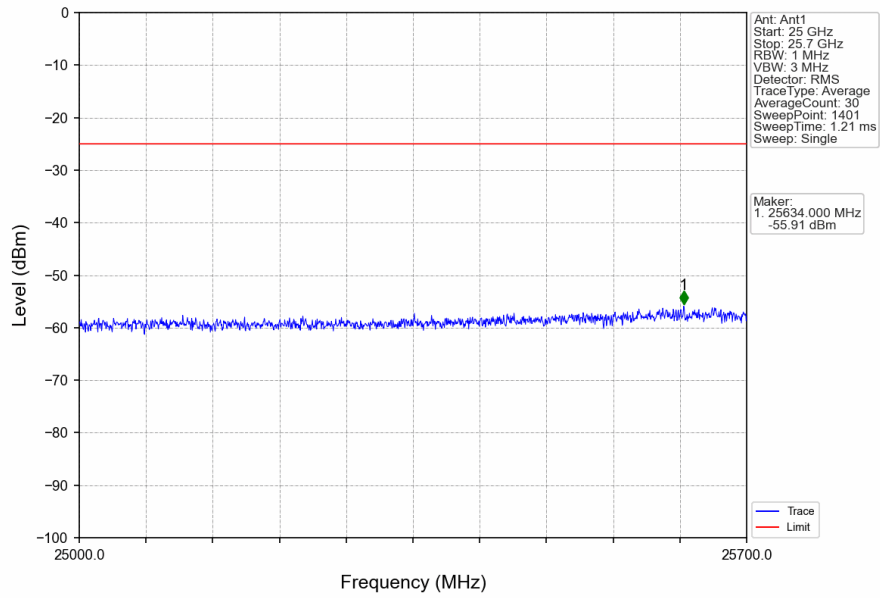
Band7_5MHz_16QAM_LCH_2502.5MHz_RB_1_0_NTNV



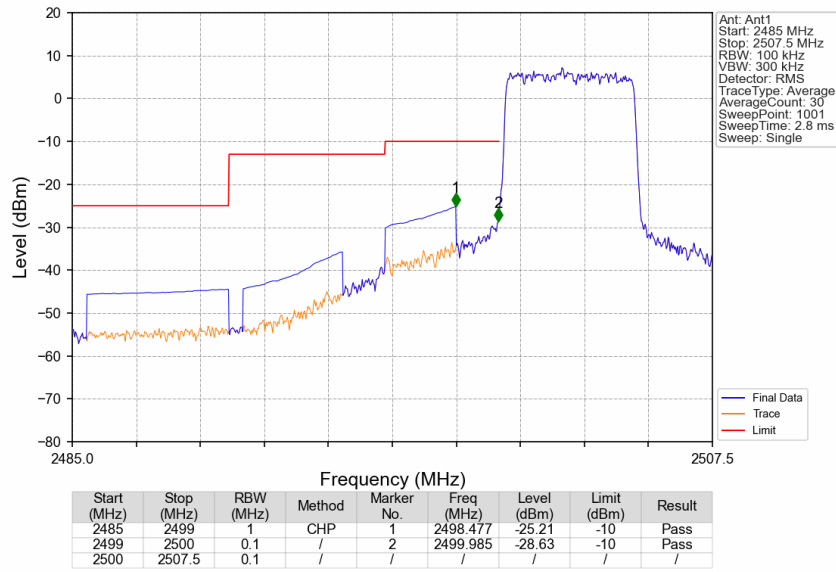
Band7_5MHz_16QAM_LCH_2502.5MHz_RB_1_0_NTNV



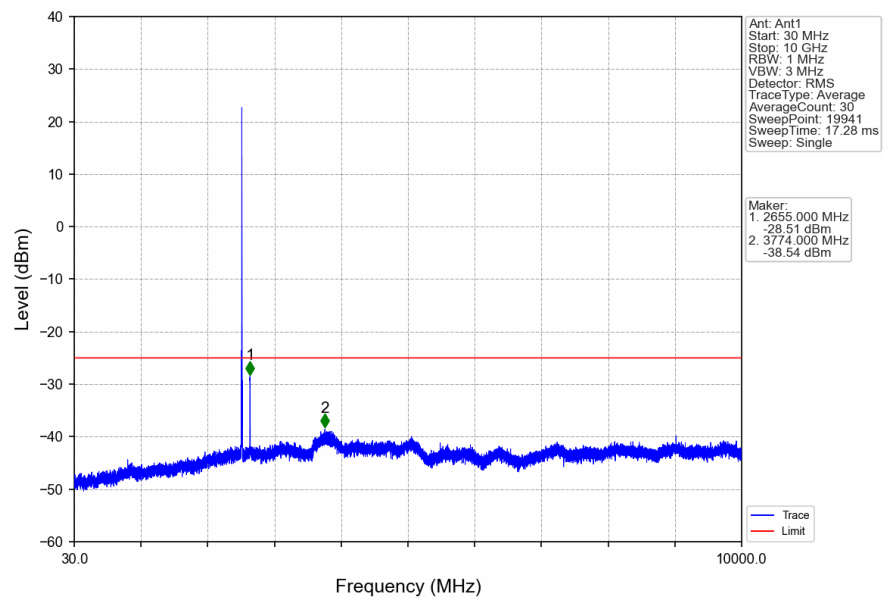
Band7_5MHz_16QAM_LCH_2502.5MHz_RB_1_0_NTNV



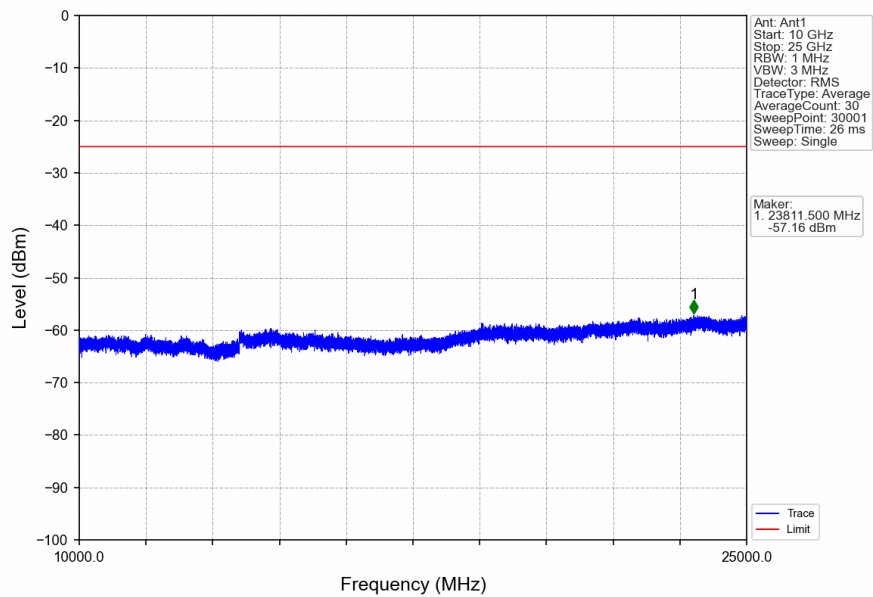
Band7_5MHz_16QAM_LCH_2502.5MHz_RB_25_0_NTNV



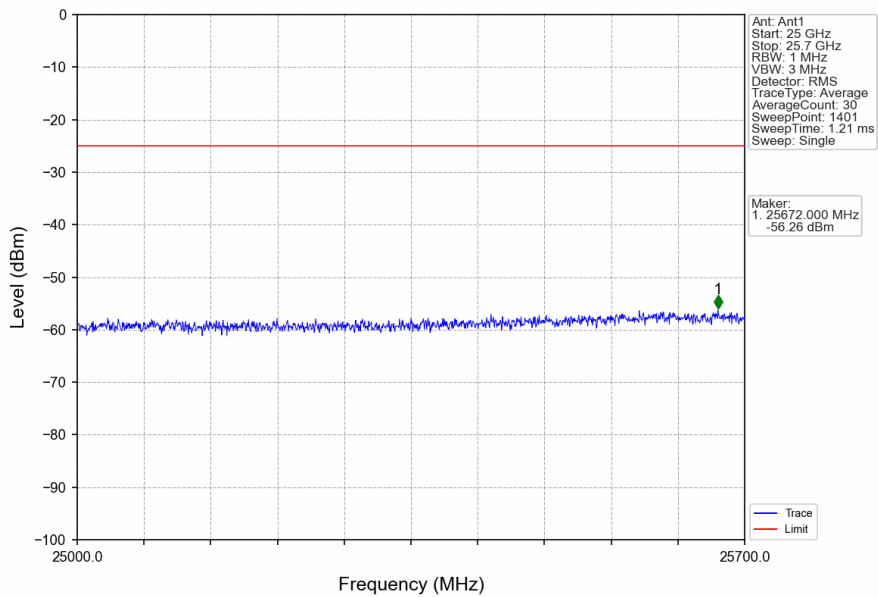
Band7_5MHz_16QAM_MCH_2535MHz_RB_1_0_NTNV



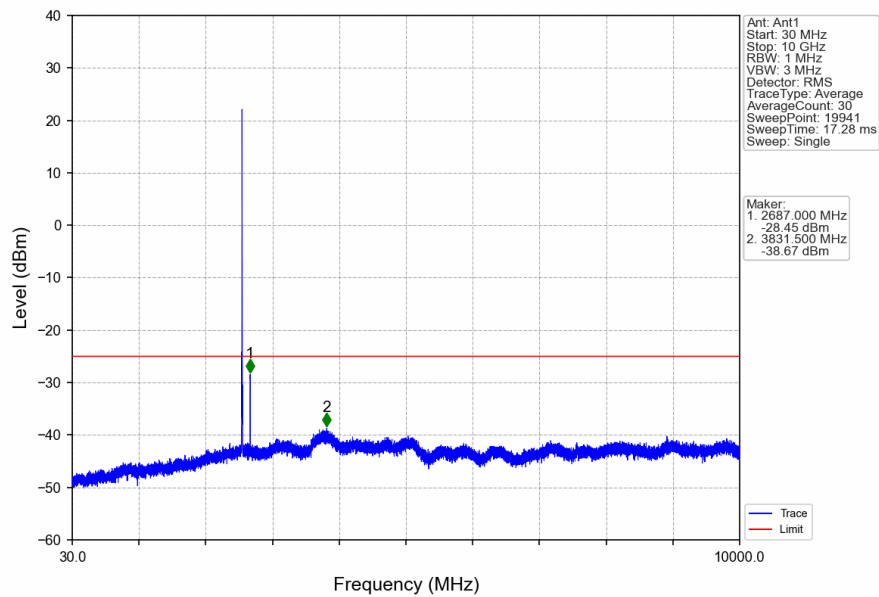
Band7_5MHz_16QAM_MCH_2535MHz_RB_1_0_NTNV



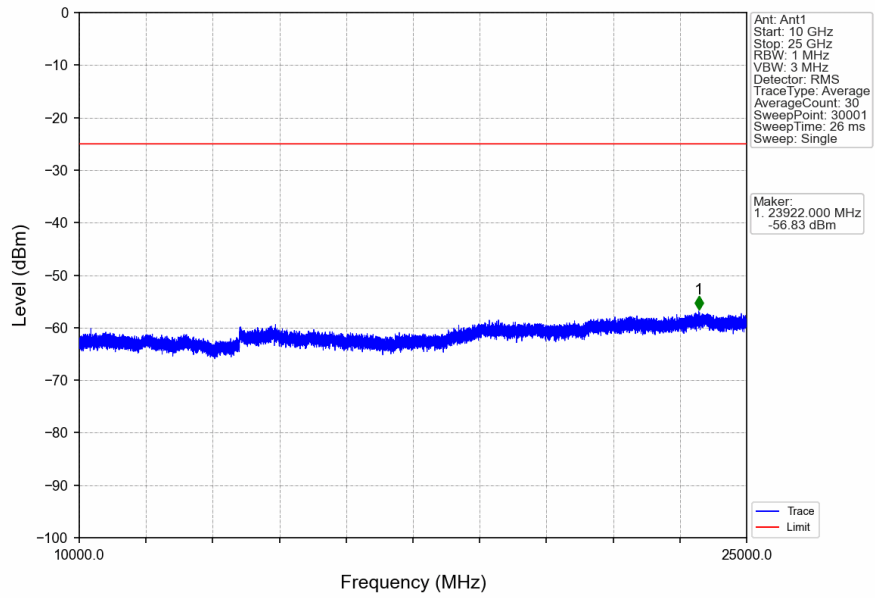
Band7_5MHz_16QAM_MCH_2535MHz_RB_1_0_NTNV



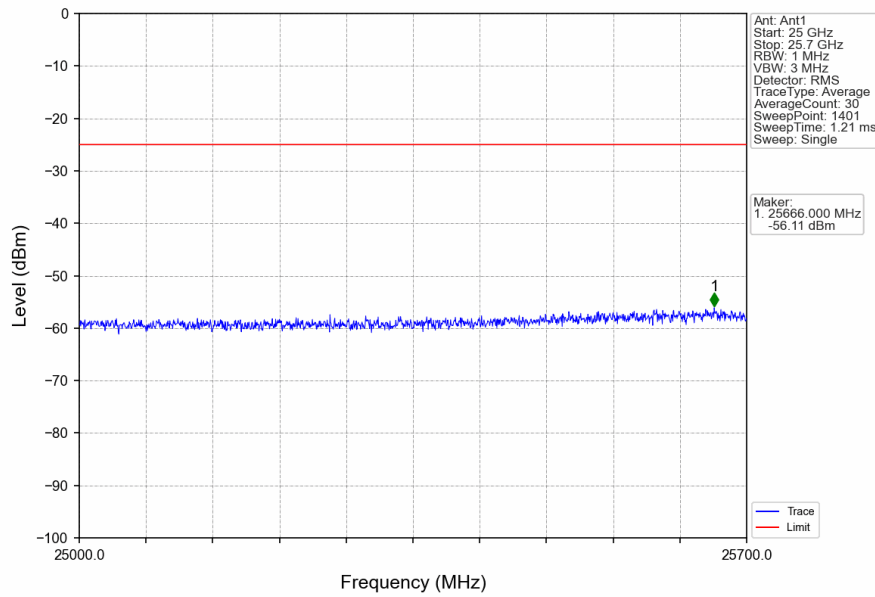
Band7_5MHz_16QAM_HCH_2567.5MHz_RB_1_0_NTNV



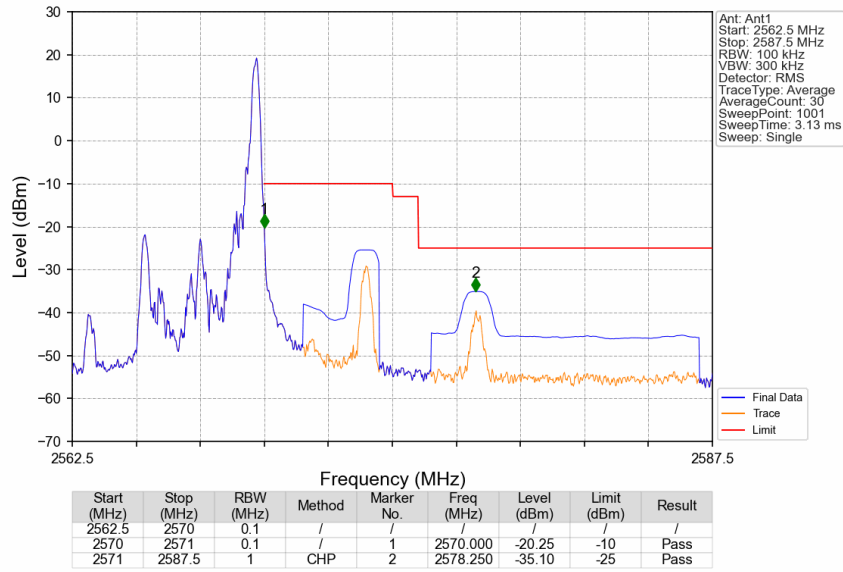
Band7_5MHz_16QAM_HCH_2567.5MHz_RB_1_0_NTNV



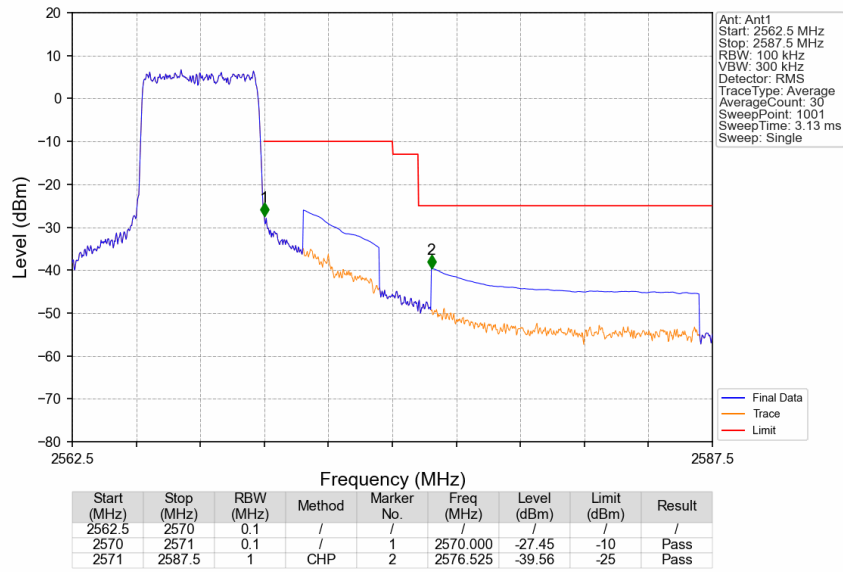
Band7_5MHz_16QAM_HCH_2567.5MHz_RB_1_0_NTNV



Band7_5MHz_16QAM_HCH_2567.5MHz_RB_1_24_NTNV



Band7_5MHz_16QAM_HCH_2567.5MHz_RB_25_0_NTNV

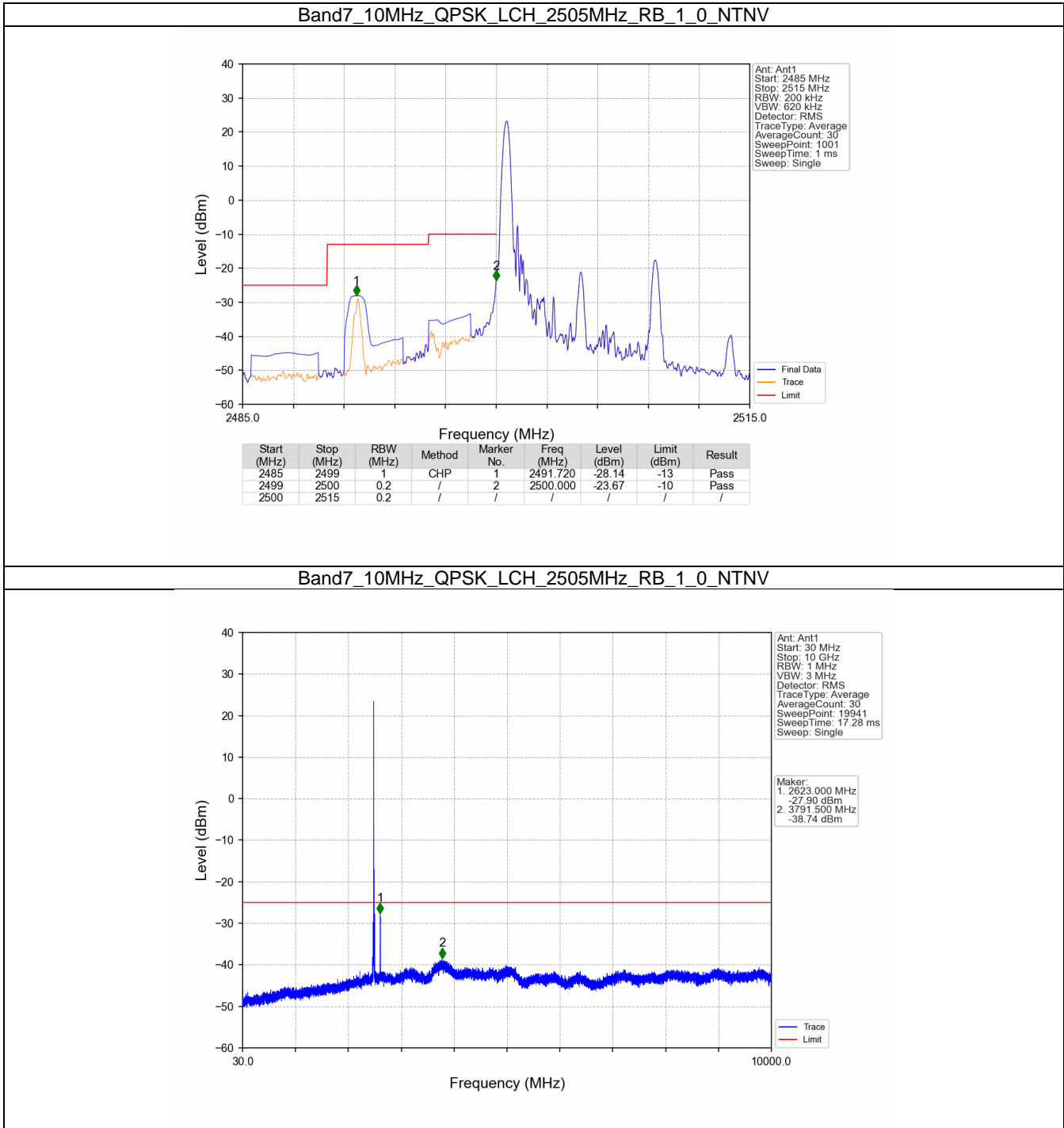


4.2 B7_10MHz

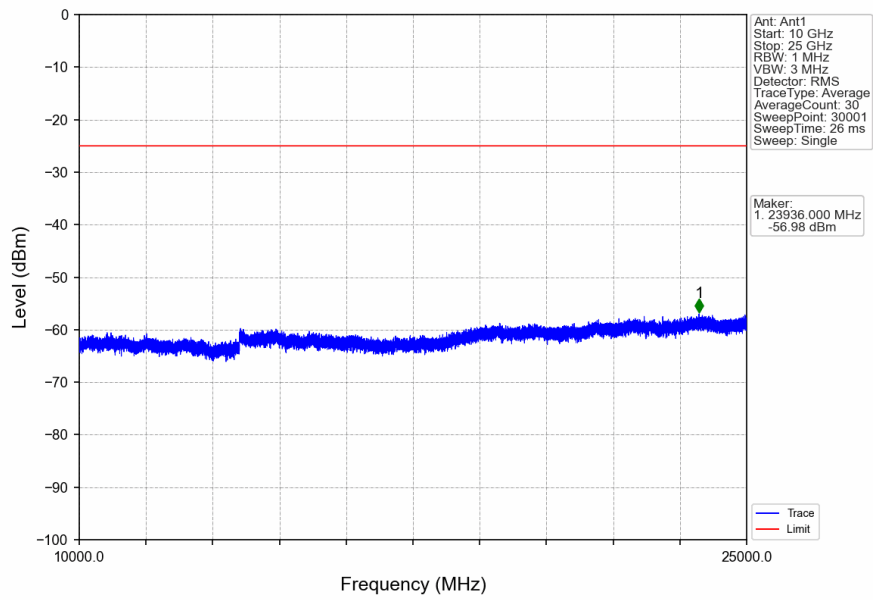
4.2.1 Test Result

Band: 7 / Bandwidth: 10MHz / NTNV						
Modulation	Frequency (MHz)	RB Allocation		Spurious Emission		Verdict
		Size	Offset	Result	Limit	
QPSK	2505	1	0	Refer To Test Graph		Pass
		50	0	Refer To Test Graph		Pass
	2535	1	0	Refer To Test Graph		Pass
	2565	1	0	Refer To Test Graph		Pass
			49	Refer To Test Graph		Pass
		50	0	Refer To Test Graph		Pass
16QAM	2505	1	0	Refer To Test Graph		Pass
		50	0	Refer To Test Graph		Pass
	2535	1	0	Refer To Test Graph		Pass
	2565	1	0	Refer To Test Graph		Pass
			49	Refer To Test Graph		Pass
		50	0	Refer To Test Graph		Pass

4.2.2 Test Graph



Band7_10MHz_QPSK_LCH_2505MHz_RB_1_0_NTNV



Band7_10MHz_QPSK_LCH_2505MHz_RB_1_0_NTNV

