



## 15. TEST SETUP PHOTOGRAPHS

<b>FCC ID:</b> ZNFX420QM		<b>HAC (T-COIL) TEST REPORT</b>		<b>Approved by:</b> Quality Manager
<b>Filename:</b> 1M1902260030-10.ZNF-R1	<b>Test Dates:</b> 03/11/2019 - 03/20/2019	<b>DUT Type:</b> Portable Handset		Page 72 of 75


© 2019 PCTEST Engineering Laboratory, Inc.

REV 3.3.M  
2/1/2019



© 2019 PCTEST Engineering Laboratory, Inc. All rights reserved. Unless otherwise specified, no part of this report may be reproduced or utilized in any part, form or by any means, electronic or mechanical, including photocopying and microfilm, without permission in writing from PCTEST Engineering Laboratory, Inc. If you have any questions about this international copyright or have an enquiry about obtaining additional rights to this report or assembly of contents thereof, please contact [INFO@PCTEST.COM](mailto:INFO@PCTEST.COM).



**Figure 15-1**  
**Test Setup for Wireless Device**



**Figure 15-2**  
**Test Setup for Wireless Device**

<b>FCC ID:</b> ZNFX420QM		<b>HAC (T-COIL) TEST REPORT</b>		<b>Approved by:</b> Quality Manager
<b>Filename:</b> 1M1902260030-10.ZNF-R1	<b>Test Dates:</b> 03/11/2019 - 03/20/2019	<b>DUT Type:</b> Portable Handset		Page 73 of 75

© 2019 PCTEST Engineering Laboratory, Inc.



REV 3.3.M  
2/1/2019

© 2019 PCTEST Engineering Laboratory, Inc. All rights reserved. Unless otherwise specified, no part of this report may be reproduced or utilized in any part, form or by any means, electronic or mechanical, including photocopying and microfilm, without permission in writing from PCTEST Engineering Laboratory, Inc. If you have any questions about this international copyright or have an enquiry about obtaining additional rights to this report or assembly of contents thereof, please contact [INFO@PCTEST.COM](mailto:INFO@PCTEST.COM).



**Figure 15-3**  
**CMRS T-Coil Scan Overlay Magnetic Field Distributions**

Note: Final measurement locations are indicated by a cursor on the contour plots.

<b>FCC ID:</b> ZNFX420QM		<b>HAC (T-COIL) TEST REPORT</b>		<b>Approved by:</b> Quality Manager
<b>Filename:</b> 1M1902260030-10.ZNF-R1	<b>Test Dates:</b> 03/11/2019 - 03/20/2019	<b>DUT Type:</b> Portable Handset		Page 74 of 75

© 2019 PCTEST Engineering Laboratory, Inc.

REV 3.3.M  
2/1/2019

© 2019 PCTEST Engineering Laboratory, Inc. All rights reserved. Unless otherwise specified, no part of this report may be reproduced or utilized in any part, form or by any means, electronic or mechanical, including photocopying and microfilm, without permission in writing from PCTEST Engineering Laboratory, Inc. If you have any questions about this international copyright or have an enquiry about obtaining additional rights to this report or assembly of contents thereof, please contact [INFO@PCTEST.COM](mailto:INFO@PCTEST.COM).





Axial

Radial (Transverse)

**Figure 15-4**  
**OTT VoIP T-Coil Scan Overlay Magnetic Field Distributions**

Note: Final measurement locations are indicated by a cursor on the contour plots. The blue cursor represents the WLAN OTT VoIP test location.

<b>FCC ID:</b> ZNFX420QM		<b>HAC (T-COIL) TEST REPORT</b>		<b>Approved by:</b> Quality Manager
<b>Filename:</b> 1M1902260030-10.ZNF-R1	<b>Test Dates:</b> 03/11/2019 - 03/20/2019	<b>DUT Type:</b> Portable Handset		Page 75 of 75

© 2019 PCTEST Engineering Laboratory, Inc.

REV 3.3.M  
2/1/2019

© 2019 PCTEST Engineering Laboratory, Inc. All rights reserved. Unless otherwise specified, no part of this report may be reproduced or utilized in any part, form or by any means, electronic or mechanical, including photocopying and microfilm, without permission in writing from PCTEST Engineering Laboratory, Inc. If you have any questions about this international copyright or have an enquiry about obtaining additional rights to this report or assembly of contents thereof, please contact [INFO@PCTEST.COM](mailto:INFO@PCTEST.COM).