


Appendix D


Photographs

1. SAR measurement System
2. Photographs of Tissue Simulate Liquid
3. Photographs of EUT test position
4. EUT Constructional Details

1. SAR measurement System









2. Photographs of Tissue Simulate Liquid







Photo 1: Tissue Simulant Liquid for HBBL600-10000MHz	NA
	NA

3. Photographs of EUT test position

Left earbuds:

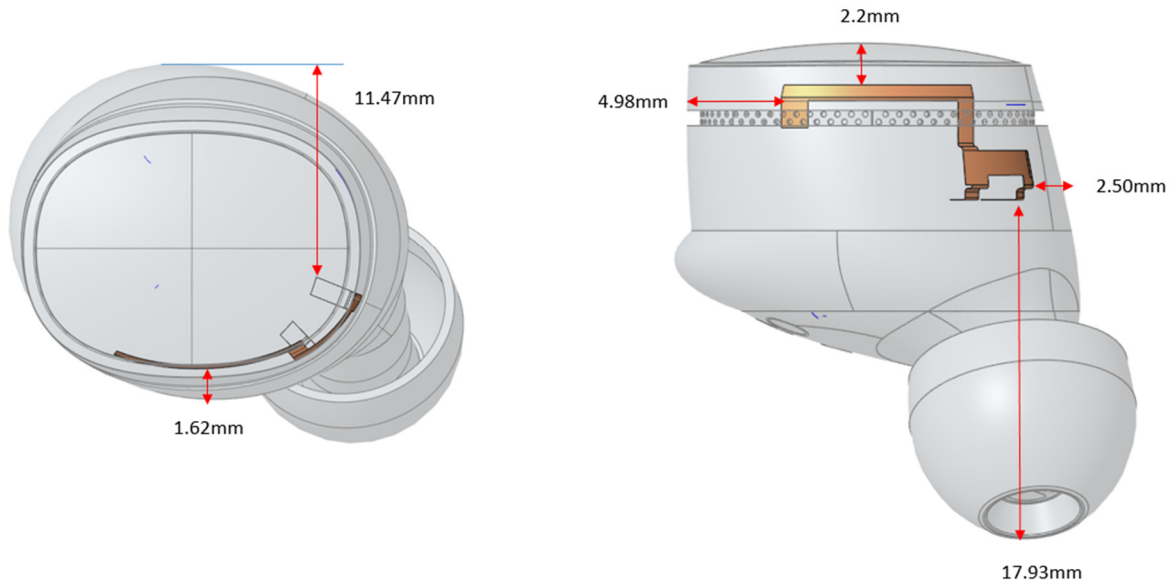
<p>Photo 2: Front side</p>	<p>Photo 3: Touch side</p>
	
<p>Photo 4: Left side</p>	<p>Photo 5: Right side</p>
	
<p>Photo 6: Top side</p>	<p>Photo 7: Bottom side</p>
	

Right earbuds:

<p>Photo 8: Front side</p>	<p>Photo 9: Touch side</p>
	
<p>Photo 10: Left side</p>	<p>Photo 11: Right side</p>
	
<p>Photo 12: Top side</p>	<p>Photo 13: Bottom side</p>
	

4. EUT Antenna Locations

BHC367



5. EUT Constructional Details

Details please Refer to Appendix – external and internal photos for SZCR2402000515AT.