



**CETECOM™**

Test report no.: 1-8297/14-04-01\_AnnexB

# Annex B

**CETECOM™**

**CETECOM ICT Services**  
*consulting - testing - certification >>>*

This test report annex is electronically signed and valid without handwriting signature. For verification of the electronic signatures, the public keys can be requested at the testing laboratory.

**Test report annex authorised:**

Andreas Luckenbill  
Radio Communications & EMC

## Internal photos of the EUT

Photo 1: ATM-01 with backup battery




Photo 2: Backup battery



Photo 3: ATM-01 top view - overview



Photo 4: Antenna connector for car equipment






Photo 5:




Photo 6: SIM-Tray



Photo 7: RF-part under shielding




Photo 8: RF-part






Photo 9: external antenna




Photo 10: Foil antennas with connectors



Photo 11: Ceramic antenna





Photo 12: Antenna bottom site with connector and matching networks



Photo 13: Matching networks





## Document history

Version	Applied changes	Date of release
	Initial release	2015-05-07