



Test report No. : 4790327571-US-R0-V0
Page : 1 of 101
Issued date : 2022/5/18
FCC ID : NDD9578222102

RADIO TEST REPORT

Product : AX1800 Dual-Band USB 3.0 Adapter
Model Name : EW-7822UMX
FCC ID : NDD9578222102
Test Regulation : FCC 47 CFR Part 15 Subpart E (Section 15.407)
Received Date : 2022/3/14
Test Date : 2022/3/14 ~ 2022/3/25
Issued Date : 2022/5/18

Applicant : Edimax Technology Co., Ltd.
No.278, Xinhua 1st Rd., Neihu Dist, Taipei City, Taiwan

Issued By : Underwriters Laboratories Taiwan Co., Ltd.
Building B and Building E, No. 372-7, Sec. 4, Zhongxing Rd.,
Zhudong Township, Hsinchu County, Taiwan



The results reported herein have been performed in accordance with the laboratory's terms of accreditation. This report shall not be reproduced except in full without the written approval of the Laboratory. The results in this report are responsible of the test sample(s) provided by the client only and are not to be used to indicate applicability to other similar products.

Underwriters Laboratories Taiwan Co., Ltd.

Building B and Building E, No. 372-7, Sec. 4, Zhongxing Rd., Zhudong Township, Hsinchu County, Taiwan

Telephone : +886-2-7737-3000

Facsimile (FAX) : +886-3-583-7948

Doc No: 17-EM-F0878 / 6.0



Test report No. : 4790327571-US-R0-V0
Page : 2 of 101
Issued date : 2022/5/18
FCC ID : NDD9578222102

REVISION HISTORY

Original Test Report No.: 4790327571-US-R0-V0

[illegible]

Underwriters Laboratories Taiwan Co., Ltd.

Building B and Building E, No. 372-7, Sec. 4, Zhongxing Rd., Zhudong Township, Hsinchu County, Taiwan

Telephone :+886-2-7737-3000

Facsimile (FAX) : +886-3-583-7948

Doc No: 17-EM-F0878 / 6.0



Table of Contents

1. Attestation of Test Results	4
2. Summary of Test Results	5
3. Test Methodology and Reference Procedures.....	6
4. Facilities and Accreditation	6
5. Measurement Uncertainty	7
6. Equipment under Test	8
6.1. Description of EUT	8
6.2. Channel List	10
6.3. Test Condition	11
6.4. Description of Available Antennas	12
6.5. Test Mode Applicability and Tested Channel Detail	13
6.6. Duty cycle	14
7. Test Equipment.....	15
8. Description of Test Setup.....	17
9. Test Results.....	19
9.1. 6dB Bandwidth	19
9.2. 26dB Bandwidth	26
9.3. Occupied Bandwidth.....	33
9.4. Conducted output power	44
9.5. Power Spectral Density	50
9.6. Frequency Stability	60
9.7. Radiated Spurious Emission	62
9.8. AC Power Line Conducted Emission	98



Test report No. : 4790327571-US-R0-V0
Page : 4 of 101
Issued date : 2022/5/18
FCC ID : NDD9578222102

1. Attestation of Test Results

APPLICANT: Edimax Technology Co., Ltd.
No.278, Xinhua 1st Rd., Neihu Dist, Taipei City, Taiwan

MANUFACTURER: Edimax Technology Co., Ltd.
No.278, Xinhua 1st Rd., Neihu Dist, Taipei City, Taiwan

EUT DESCRIPTION: AX1800 Dual-Band USB 3.0 Adapter

BRAND: Edimax

MODEL: EW-7822UMX

SAMPLE STAGE: Identical Prototype

DATE of TESTED: 2022/3/14 ~ 2022/3/25

APPLICABLE STANDARDS	
STANDARD	Test Results
FCC 47 CFR PART 15 Subpart E (Section 15.407)	PASS

Underwriters Laboratories Taiwan Co., Ltd. tested the above equipment in accordance with the requirements set forth in the above standards. All indications of Pass/Fail in this report are opinions expressed by Underwriters Laboratories Taiwan Co., Ltd. based on interpretations and/or observations of test results. The test results show that the equipment tested is capable of demonstrating compliance with the requirements as documented in this report.

Note: The results documented in this report apply only to the tested sample, under the conditions and modes of operation as described herein. This document may not be altered or revised in any way unless done so by Underwriters Laboratories Taiwan Co., Ltd. and all revisions are duly noted in the revisions section. Any alteration of this document not carried out by Underwriters Laboratories Taiwan Co., Ltd. will constitute fraud and shall nullify the document. This report must not be used by the client to claim product certification, approval, or endorsement by NVLAP, NIST, any agency of the Federal Government, or any agency of any government.

Prepared By:

Cindy Hsin
Project Handler

Date : 2022/5/18

Approved and Authorized By:

Eric Lee
Senior Laboratory Engineer

Date : 2022/5/18

Underwriters Laboratories Taiwan Co., Ltd.

Building B and Building E, No. 372-7, Sec. 4, Zhongxing Rd., Zhudong Township, Hsinchu County, Taiwan
Telephone : +886-2-7737-3000
Facsimile (FAX) : +886-3-583-7948

Doc No: 17-EM-F0878 / 6.0



2. Summary of Test Results

Summary of Test Results		
FCC Clause	Test Items	Result
15.407(e)	6dB Bandwidth	PASS
15.403(i)	26dB Bandwidth	PASS
2.1049	Occupied Bandwidth	See Note 1
15.407(a)(1/2/3)	Conducted Output Power	PASS
15.407(a)(1/2/3)	Power Spectral Density	PASS
15.407(g)	Frequency Stability	PASS
15.407(b) (1/2/3/4(i/ii)/9)	Radiated Emissions and Band Edge Measurement	PASS
15.407(b)(9)	AC Power Conducted Emission	PASS
15.203	Antenna Requirement	PASS
15.407(h)	Dynamic Frequency Selection	N/A

Note:

1. The Occupied Bandwidth was reference only.

Underwriters Laboratories Taiwan Co., Ltd.

Building B and Building E, No. 372-7, Sec. 4, Zhongxing Rd., Zhudong Township, Hsinchu County, Taiwan

Telephone :+886-2-7737-3000

Facsimile (FAX) :+886-3-583-7948

Doc No: 17-EM-F0878 / 6.0



3. Test Methodology and Reference Procedures

The tests documented in this report were performed in accordance with 47 CFR FCC Part 2, KDB 789033 D02 General UNII Test Procedure New Rules v02r01, KDB414788 D01 Radiated Test Site v01r01, ANSI C63.10-2013 and KDB 662911 D01 Multiple Transmitter Output v02r01.

4. Facilities and Accreditation

Test Location	Underwriters Laboratories Taiwan Co., Ltd.
Address	Building B and Building E, No. 372-7, Sec. 4, Zhongxing Rd., Zhudong Township, Hsinchu County, Taiwan
Accreditation Certificate	Underwriters Laboratories Taiwan Co., Ltd. is accredited by TAF, Laboratory Code 3398.

Underwriters Laboratories Taiwan Co., Ltd.

Building B and Building E, No. 372-7, Sec. 4, Zhongxing Rd., Zhudong Township, Hsinchu County, Taiwan

Telephone :+886-2-7737-3000

Facsimile (FAX) :+886-3-583-7948

Doc No: 17-EM-F0878 / 6.0



5. Measurement Uncertainty

For statement of conformity, accuracy method (Section 8.2.4 and 8.2.5 of ISO Guide 98-4) was applied as decision rule for measurement in this test report.

The following uncertainties have been calculated to provide a confidence level of 95 % using a coverage factor $k=2$.

Measurement	Frequency	Uncertainty
Conducted disturbance at mains terminals ports	150kHz ~ 30MHz	± 3.1 dB
RF Conducted	9 kHz - 40GHz	± 1.9 dB
Radiated disturbance below 30MHz	9 kHz - 30 MHz	± 1.9 dB
Radiated disturbance below 1 GHz	30MHz ~ 1GHz	± 5.4 dB
Radiated disturbance above 1 GHz	1GHz ~ 40GHz	± 4.7 dB

Underwriters Laboratories Taiwan Co., Ltd.

Building B and Building E, No. 372-7, Sec. 4, Zhongxing Rd., Zhudong Township, Hsinchu County, Taiwan

Telephone : +886-2-7737-3000

Facsimile (FAX) : +886-3-583-7948

Doc No: 17-EM-F0878 / 6.0



6. Equipment under Test

6.1. Description of EUT

Product	AX1800 Dual-Band USB 3.0 Adapter	
Brand Name	Edimax	
Model Name	EW-7822UMX	
Operating Frequency	5180 ~ 5240 MHz, 5745 ~ 5825 MHz	
Modulation	1024QAM, 256QAM, 64QAM, 16QAM, QPSK, BPSK	
Transfer Rate	802.11a: up to 54 Mbps 802.11n: up to MCS15 802.11ac: up to MCS 9 802.11ax: up to MCS11	
Number of Channel	5180 ~ 5240 MHz	4 for 802.11a, 802.11n (HT20), 802.11ac (VHT20), 802.11ax (HE20)
		2 for 802.11n (HT40), 802.11ac (VHT40), 802.11ax (HE40)
		1 for 802.11ac (VHT80), 802.11ax (HE80)
	5745 ~ 5825 MHz	5 for 802.11a, 802.11n (HT20), 802.11ac (VHT20), 802.11ax (HE20)
		2 for 802.11n (HT40), 802.11ac (VHT40), 802.11ax (HE40)
		1 for 802.11ac (VHT80), 802.11ax (HE80)
Maximum Output Power	5180 ~ 5240 MHz: 17.43 dBm 5745 ~ 5825 MHz: 14.92 dBm	
Normal Voltage	5Vdc from host equipment	
Sample ID	Conducted Test: 4753438 Radiated Test: 4753438	

Underwriters Laboratories Taiwan Co., Ltd.

Building B and Building E, No. 372-7, Sec. 4, Zhongxing Rd., Zhudong Township, Hsinchu County, Taiwan

Telephone :+886-2-7737-3000

Facsimile (FAX) :+886-3-583-7948

Doc No: 17-EM-F0878 / 6.0



Note:

1. Simultaneously transmission condition:

Condition	Technology	
1	WLAN (2.4GHz)	WLAN (5GHz)

Note:

1. The emission of the simultaneous operation has been evaluated and no non-compliance was found.
2. We have confirmed that the simultaneous (co-location) tests were not just compliant with FCC rules but did not introduce new emissions that are within 20dB of the applicable limit.

2. The EUT incorporates a MIMO function. Physically, the EUT provides two completed transmitters and two receivers.

Modulation Mode	Tx,Rx Function
802.11a	2TX,2RX
802.11n (HT20)	2TX,2RX
802.11n (HT40)	2TX,2RX
802.11ac (VHT20)	2TX,2RX
802.11ac (VHT40)	2TX,2RX
802.11ac (VHT80)	2TX,2RX
802.11ax (HE20)	2TX,2RX
802.11ax (HE40)	2TX,2RX
802.11ax (HE80)	2TX,2RX

* The modulation and bandwidth are similar for 802.11n mode for HT20 / HT40 and 802.11ac mode for VHT20 / VHT40 / VHT80 and 802.11ax mode for HE20 / HE40 / HE80, therefore investigated worst case to representative mode in test report.

3. The above EUT information is declared by manufacturer and for more detailed features description, please refer the manufacturer's or user's manual.

Underwriters Laboratories Taiwan Co., Ltd.

Building B and Building E, No. 372-7, Sec. 4, Zhongxing Rd., Zhudong Township, Hsinchu County, Taiwan

Telephone :+886-2-7737-3000

Facsimile (FAX) :+886-3-583-7948

Doc No: 17-EM-F0878 / 6.0



6.2. Channel List

FOR 5180 ~ 5240MHz

4 channels are provided for 802.11a, 802.11n (HT20), 802.11ac (VHT20), 802.11ax (HE20):

Channel	Frequency	Channel	Frequency
36	5180 MHz	44	5220 MHz
40	5200 MHz	48	5240 MHz

2 channels are provided for 802.11n (HT40), 802.11ac (VHT40), 802.11ax (HE40):

Channel	Frequency	Channel	Frequency
38	5190 MHz	46	5230 MHz

1 channel is provided for 802.11ac (VHT80), 802.11ax (HE80):

Channel	Frequency
42	5210MHz

FOR 5745 ~ 5825MHz:

5 channels are provided for 802.11a, 802.11n (HT20), 802.11ac (VHT20), 802.11ax (HE20):

Channel	Frequency	Channel	Frequency
149	5745MHz	161	5805MHz
153	5765MHz	165	5825MHz
157	5785MHz	-	-

2 channels are provided for 802.11n (HT40), 802.11ac (VHT40), 802.11ax (HE40):

Channel	Frequency	Channel	Frequency
151	5755MHz	159	5795MHz

1 channel is provided for 802.11ac (VHT80), 802.11ax (HE80):

Channel	Frequency
155	5775MHz

Underwriters Laboratories Taiwan Co., Ltd.

Building B and Building E, No. 372-7, Sec. 4, Zhongxing Rd., Zhudong Township, Hsinchu County, Taiwan

Telephone :+886-2-7737-3000

Facsimile (FAX) :+886-3-583-7948

Doc No: 17-EM-F0878 / 6.0



Test report No. : 4790327571-US-R0-V0
Page : 11 of 101
Issued date : 2022/5/18
FCC ID : NDD9578222102

6.3. Test Condition

Test Item	Test Site No.	Environmental Condition	Input Power	Test Date	Tested by
Antenna Port Conducted Measurement	SR4	23~26°C/ 62~67%RH	5Vdc	2022/03/14~ 2022/03/18	Patrick Kuan
Radiated Spurious Emission	966-2	23~26°C/ 62~67%RH	5Vdc	2022/03/15~ 2022/03/25	Patrick Kuan
AC power Line Conducted Emission	SR1	23~26°C/ 62~67%RH	5Vdc	2022/03/23~ 2022/03/25	Patrick Kuan

FCC Test Firm Registration Number: 498077

Underwriters Laboratories Taiwan Co., Ltd.

Building B and Building E, No. 372-7, Sec. 4, Zhongxing Rd., Zhudong Township, Hsinchu County, Taiwan

Telephone :+886-2-7737-3000

Facsimile (FAX) :+886-3-583-7948

Doc No: 17-EM-F0878 / 6.0



6.4. Description of Available Antennas

Ant. No.	Transmitter Circuit	Brand Name	Model Name	Ant. Type	Maximum Gain (dBi)
1	Chain (0)	LYNwave	7822ant-1	Printed	4.5
2	Chain (1)	LYNwave	7822ant-2	Printed	5.6

Note: The above antenna information was provided from customer and for more detailed features description, please refer the manufacturer's specification or user's manual.



6.5. Test Mode Applicability and Tested Channel Detail

- The EUT power source types: 5Vdc from Host. Therefore the test data of the 5Vdc was recorded in this report.
- For AC power line conducted emissions, the pre-scan has been determined by AC power 120Vac/60Hz (worst case)
- The fundamental of the EUT was investigated in three orthogonal axes X-Y/Y-Z/X-Z, it was determined that X-Y plane was worst-case. Therefore, all final radiated testing was performed with the EUT in X-Y plane.
- For Antenna Port Conducted Measurement, this item includes all test value of each mode, but only includes spectrum plot of worst value of each mode.
- For below 30MHz testing, investigation was done on three antenna orientations (parallel, perpendicular, and ground-parallel), parallel and perpendicular are the worst orientations, therefore testing was performed on these two orientations only.
- For below 1 GHz radiated emission and AC power line conducted emission have performed all modes of operation were investigated and the worst-case emissions are reported.
- Pre-Scan has been conducted to determine the worst-case mode from all possible combinations between available modulations, data rates and antenna ports (if EUT with antenna diversity architecture).

Test item	Mode	Frequency Band (MHz)	Modulation Technology	Available Channel	Test Channel	Data Rate
Radiated Emissions (Above 1GHz)	802.11a	5180-5240	OFDM	36 to 48	36, 44, 48	6Mbps
	802.11ax20		OFDM/OFDMA	36 to 48	36, 44, 48	HE0
	802.11ax40			38 to 46	38, 46	HE0
	802.11ax80			42	42	HE0
	802.11a	5745-5825	OFDM	149 to 165	149, 157, 165	6Mbps
	802.11ax20		OFDM/OFDMA	149 to 165	149, 157, 165	HE0
	802.11ax40			151 to 159	151, 159	HE0
	802.11ax80			155	155	HE0
Radiated Emissions (Below 1GHz)	802.11a	5180-5240	OFDM	36 to 48	48	6Mbps
AC Power Line Conducted Emission	802.11a	5180-5240	OFDM	36 to 48	48	6Mbps
Antenna Port Conducted Measurement	802.11a	5180-5240	OFDM	36 to 48	36, 44, 48	6Mbps
	802.11ax20		OFDM/OFDMA	36 to 48	36, 44, 48	HE0
	802.11ax40			38 to 46	38, 46	HE0
	802.11ax80			42	42	HE0
	802.11a	5745-5825	OFDM	149 to 165	149, 157, 165	6Mbps
	802.11ax20		OFDM/OFDMA	149 to 165	149, 157, 165	HE0
	802.11ax40			151 to 159	151, 159	HE0
	802.11ax80			155	155	HE0

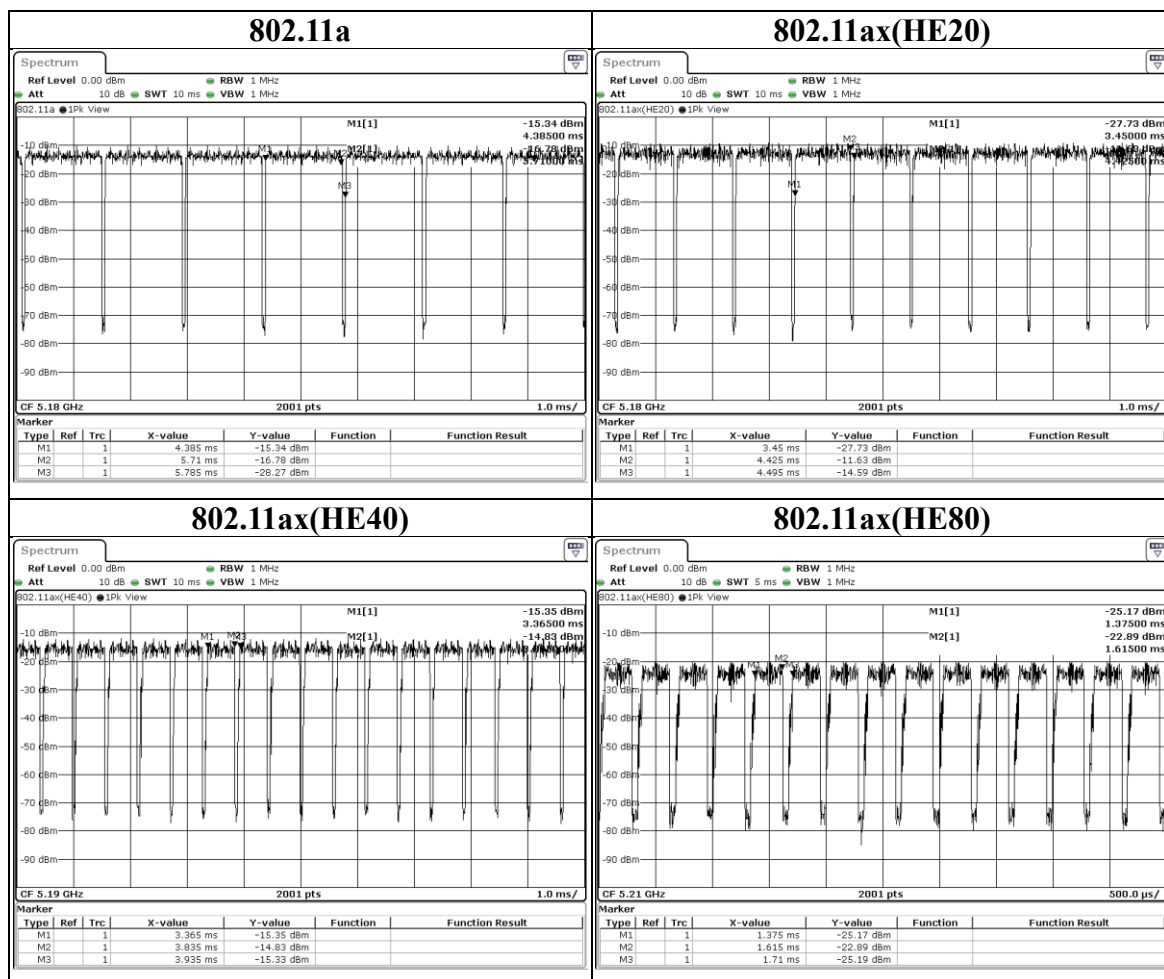
Underwriters Laboratories Taiwan Co., Ltd.

Building B and Building E, No. 372-7, Sec. 4, Zhongxing Rd., Zhudong Township, Hsinchu County, Taiwan
Telephone :+886-2-7737-3000
Facsimile (FAX) :+886-3-583-7948



6.6. Duty cycle

Mode	On Time (ms)	On+Off Time (ms)	Duty Cycle	Duty Factor (dB)	VBW Set (above 1GHz)
802.11a	1.325	1.400	0.95	0.24	1kHz
802.11ax(HE20)	0.975	1.045	0.93	0.30	2kHz
802.11ax(HE40)	0.470	0.570	0.82	0.84	3kHz
802.11ax(HE80)	0.240	0.335	0.72	1.45	5.1kHz





Test report No. : 4790327571-US-R0-V0
Page : 15 of 101
Issued date : 2022/5/18
FCC ID : NDD9578222102

7. Test Equipment

Test Equipment List					
Equipment	Manufacturer	Model No.	Serial No.	Cal. Date	Expired date
Radiated Spurious Emission					
Spectrum Analyzer	Keysight	N9010A	MY56070827	2021/11/9	2022/11/8
EMI Test Receiver	Rohde & Schwarz	ESR7	101754	2021/12/10	2022/12/9
Loop Antenna	ETS lindgren	6502	00213440	2021/12/23	2022/12/22
Trilog-Broadband Antenna with 5dB Attenuator	Schwarzbeck & EMCI	VULB 9168 & N-6-05	774 & AT-N0538	2022/2/8	2023/2/7
Horn Antenna (1-18 GHz)	Schwarzbeck	BBHA 9120 D	01690	2021/12/13	2022/12/12
Horn Antenna (18-40 GHz)	Schwarzbeck	BBHA 9170	781	2021/12/17	2022/12/16
Preamplifier (30-1000 MHz)	EMCI	EMC330E	980405	2021/6/8	2022/6/7
Preamplifier (1-18 GHz)	EMCI	EMC051835BE	980406	2022/2/16	2023/2/15
Preamplifier (18-40GHz)	EMCI	EMC184040SEE	980426	2021/5/19	2022/5/18
Cables	Hanyitek	K1K50-UP0264-K1K50-2500	170214-4 & 170425-2	2021/12/3	2022/12/2
Cables	Hanyitek	K1K50-UP0264-K1K50-2500	170214-1 & 170214-2	2021/12/3	2022/12/2

Underwriters Laboratories Taiwan Co., Ltd.

Building B and Building E, No. 372-7, Sec. 4, Zhongxing Rd., Zhudong Township, Hsinchu County, Taiwan

Telephone :+886-2-7737-3000

Facsimile (FAX) :+886-3-583-7948

Doc No: 17-EM-F0878 / 6.0



Test report No. : 4790327571-US-R0-V0
Page : 16 of 101
Issued date : 2022/5/18
FCC ID : NDD9578222102

Test Equipment List					
Equipment	Manufacturer	Model No.	Serial No.	Cal. Date	Expired date
Antenna Port Conducted Measurement					
Spectrum Analyzer	Keysight	N9010A	MY56070834	2021/10/29	2022/10/28
Pulse Power Sensor	Anritsu	MA2411B	1531202	2021/12/22	2022/12/21
Power Meter	Anritsu	ML2495A	1645002	2021/12/22	2022/12/21
Temperature & Humidity Test Chamber	GIANT FORCE	GTH-150-40-CP-AR	MAA1701-010	2021/3/22	2022/3/21
AC power Line Conducted Emission					
EMI Test Receiver	Rohde & Schwarz	ESR7	101753	2021/11/15	2022/11/14
Two-Line V-Network	Rohde & Schwarz	ENV216	102136	2021/8/30	2022/8/29
Impuls-Begrenzer Pulse Limiter	Rohde & Schwarz	ESH3-Z2	102219-Qt	2021/8/26	2022/8/25
Cables	TITAN	CFD200	T0732ACFD20 020A300-1	2022/3/16	2023/3/15

UL Software		
Description	Name	Version
Radiated measurement	e3	6.191211 (V6)
Conducted measurement	RF Conducted Test Tools	ver 2.4.0.620b
AC power Line Conducted Emission	EZ_EMG	UL-3A1.2

Underwriters Laboratories Taiwan Co., Ltd.

Building B and Building E, No. 372-7, Sec. 4, Zhongxing Rd., Zhudong Township, Hsinchu County, Taiwan

Telephone : +886-2-7737-3000

Facsimile (FAX) : +886-3-583-7948

Doc No: 17-EM-F0878 / 6.0



8. Description of Test Setup

Support Equipment

ID	Equipment	Brand Name	Model Name	S/N	Remark
A	Laptop	Lenovo	T430	PB-8XTN7	Provide by lab

I/O Cables

ID	Equipment	Brand Name	Model Name	Length (m)	Remark
1	USB Cable	fujiei	Z08145	1m	Provide by lab

Test Setup

Controlled using a bespoke application (AX Series MP Toolkit_vesion: mp_v1.0.33) on a test Notebook. The application was used to enable a continuous transmission mode and to select the test channels, data rates, modulation schemes and power setting as required.

Underwriters Laboratories Taiwan Co., Ltd.

Building B and Building E, No. 372-7, Sec. 4, Zhongxing Rd., Zhudong Township, Hsinchu County, Taiwan

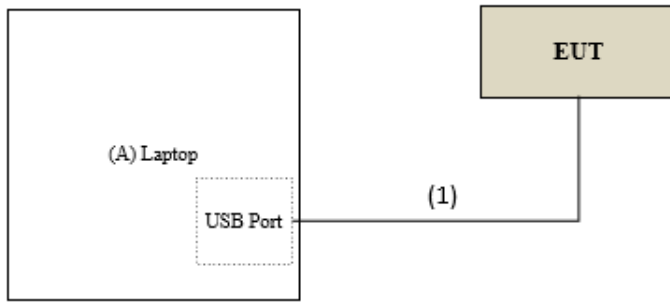
Telephone :+886-2-7737-3000

Facsimile (FAX) :+886-3-583-7948

Doc No: 17-EM-F0878 / 6.0



Setup Diagram for Test



Under Table

Remote Site

Underwriters Laboratories Taiwan Co., Ltd.

Building B and Building E, No. 372-7, Sec. 4, Zhongxing Rd., Zhudong Township, Hsinchu County, Taiwan

Telephone :+886-2-7737-3000

Facsimile (FAX) :+886-3-583-7948

Doc No: 17-EM-F0878 / 6.0



9. Test Results

9.1. 6dB Bandwidth

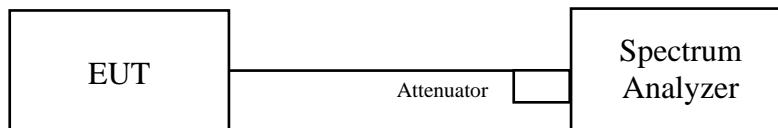
Requirements

The minimum 6 dB bandwidth shall be at least 500 kHz.

Test procedure

- Set resolution bandwidth (RBW) = 100kHz
- Set the video bandwidth (VBW) $\geq 3 \times$ RBW, Detector = Peak.
- Trace mode = max hold.
- Sweep = auto couple.
- Measure the maximum width of the emission that is constrained by the frequencies associated with the two amplitude points (upper and lower) that are attenuated by 6 dB relative to the maximum level measured in the fundamental emission

Test Setup



The loss between RF output port of the EUT and the input port of the Spectrum Analyzer has been taken into consideration.

Underwriters Laboratories Taiwan Co., Ltd.

Building B and Building E, No. 372-7, Sec. 4, Zhongxing Rd., Zhudong Township, Hsinchu County, Taiwan

Telephone : +886-2-7737-3000

Facsimile (FAX) : +886-3-583-7948

Doc No: 17-EM-F0878 / 6.0



Test report No. : 4790327571-US-R0-V0
Page : 20 of 101
Issued date : 2022/5/18
FCC ID : NDD9578222102

Test Data

Mode	CH	Freq (MHz)	6dB BW (MHz)		Limit (MHz)	Result
			Chain 0	Chain 1		
802.11a	149	5745	16.319	16.332	0.5	Pass
	157	5785	16.326	16.296	0.5	Pass
	165	5825	16.297	16.339	0.5	Pass

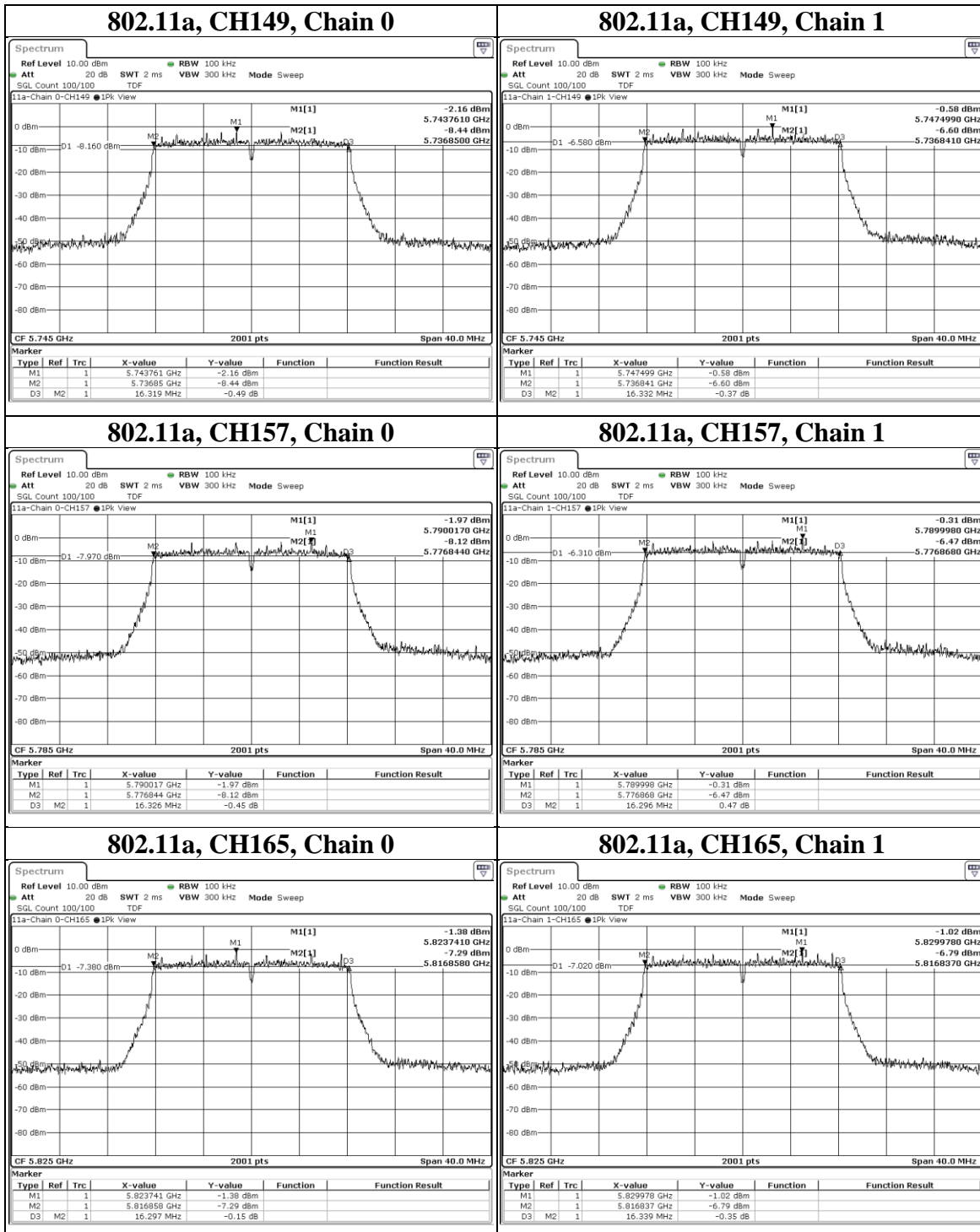
Underwriters Laboratories Taiwan Co., Ltd.

Building B and Building E, No. 372-7, Sec. 4, Zhongxing Rd., Zhudong Township, Hsinchu County, Taiwan

Telephone :+886-2-7737-3000

Facsimile (FAX) :+886-3-583-7948

Doc No: 17-EM-F0878 / 6.0





Test report No. : 4790327571-US-R0-V0
Page : 22 of 101
Issued date : 2022/5/18
FCC ID : NDD9578222102

Mode	CH	Freq (MHz)	6dB BW (MHz)		Limit (MHz)	Result
			Chain 0	Chain 1		
802.11ax(HE20)	149	5745	18.095	17.418	0.5	Pass
	157	5785	17.247	17.556	0.5	Pass
	165	5825	17.517	17.766	0.5	Pass

Underwriters Laboratories Taiwan Co., Ltd.

Building B and Building E, No. 372-7, Sec. 4, Zhongxing Rd., Zhudong Township, Hsinchu County, Taiwan

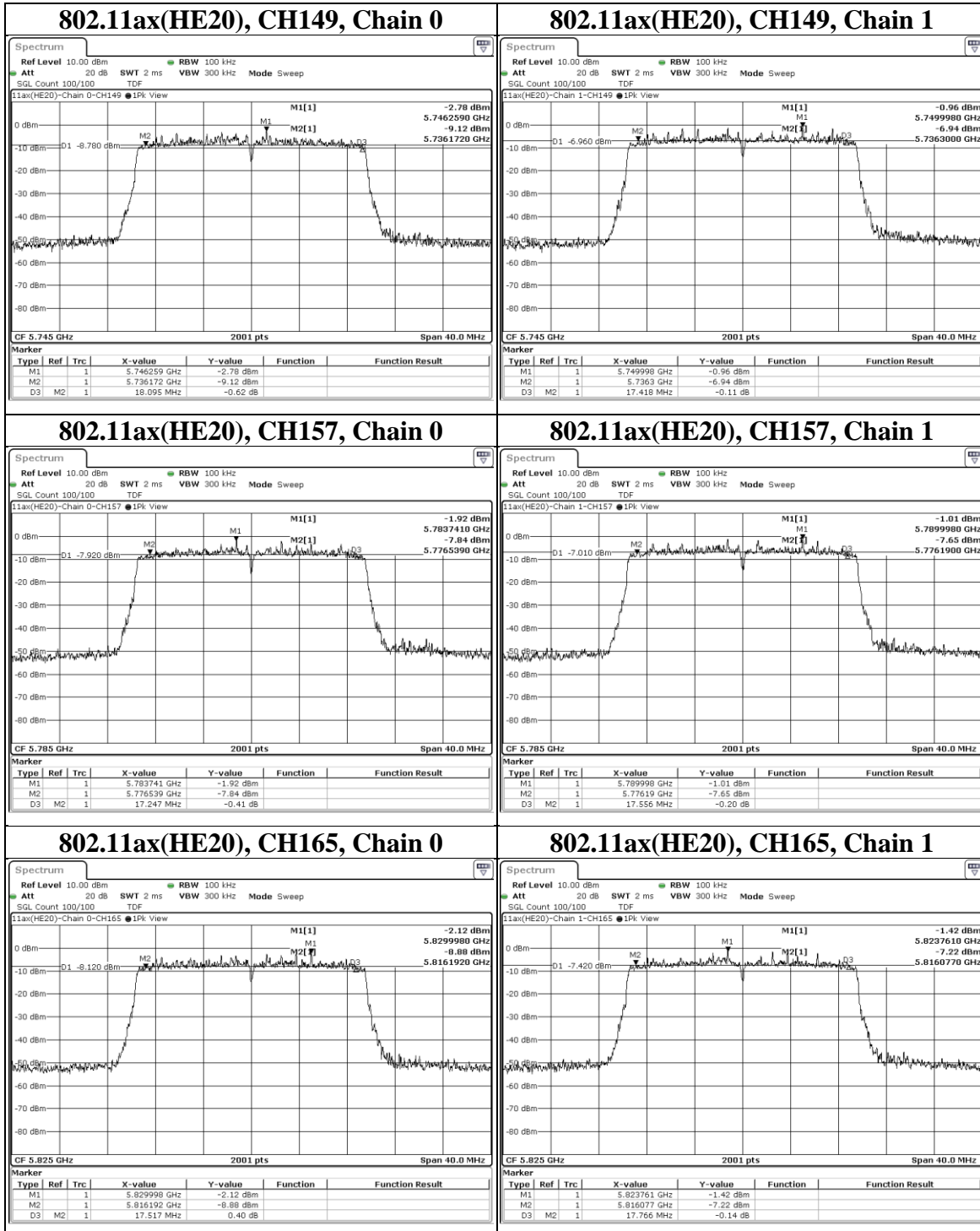
Telephone :+886-2-7737-3000

Facsimile (FAX) :+886-3-583-7948

Doc No: 17-EM-F0878 / 6.0



Test report No. : 4790327571-US-R0-V0
Page : 23 of 101
Issued date : 2022/5/18
FCC ID : NDD9578222102



Underwriters Laboratories Taiwan Co., Ltd.

Building B and Building E, No. 372-7, Sec. 4, Zhongxing Rd., Zhudong Township, Hsinchu County, Taiwan

Telephone : +886-2-7737-3000

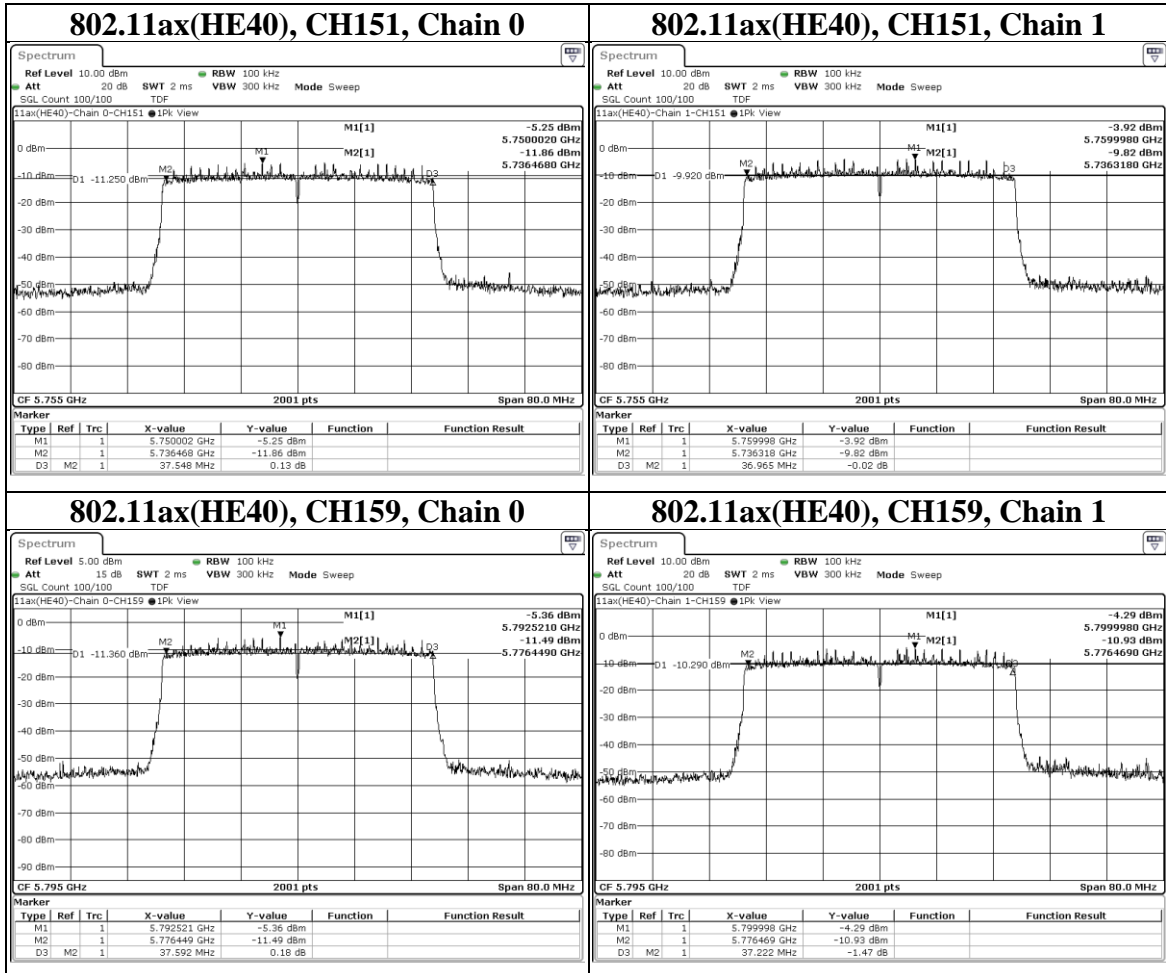
Facsimile (FAX) : +886-3-583-7948

Doc No: 17-EM-F0878 / 6.0



Test report No. : 4790327571-US-R0-V0
Page : 24 of 101
Issued date : 2022/5/18
FCC ID : NDD9578222102

Mode	CH	Freq (MHz)	6dB BW (MHz)		Limit (MHz)	Result
			Chain 0	Chain 1		
802.11ax(HE40)	151	5755	37.548	36.965	0.5	Pass
	159	5795	37.592	37.222	0.5	Pass



Underwriters Laboratories Taiwan Co., Ltd.

Building B and Building E, No. 372-7, Sec. 4, Zhongxing Rd., Zhudong Township, Hsinchu County, Taiwan

Telephone : +886-2-7737-3000

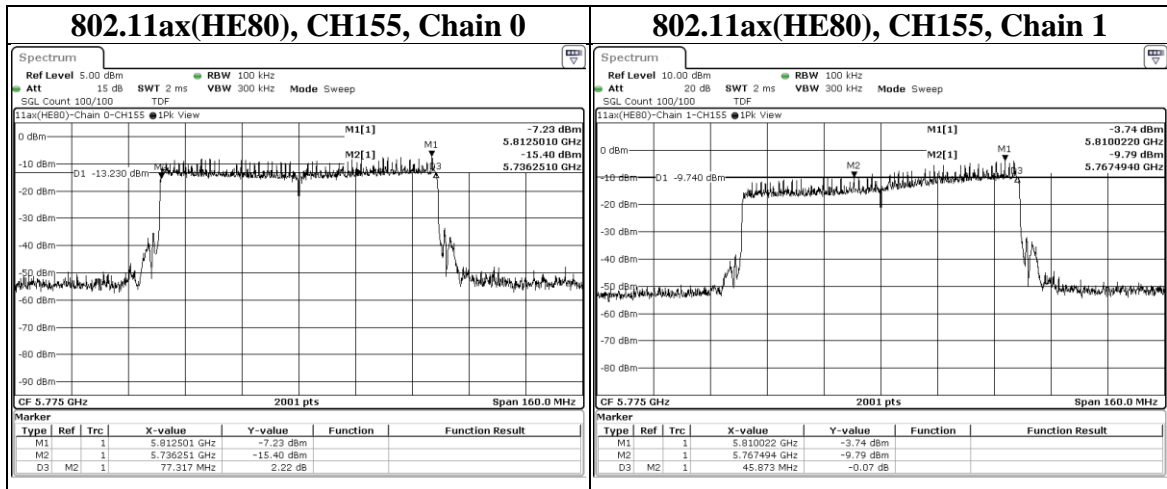
Facsimile (FAX) : +886-3-583-7948

Doc No: 17-EM-F0878 / 6.0



Test report No. : 4790327571-US-R0-V0
Page : 25 of 101
Issued date : 2022/5/18
FCC ID : NDD9578222102

Mode	CH	Freq (MHz)	6dB BW (MHz)		Limit (MHz)	Result
			Chain 0	Chain 1		
802.11ax(HE80)	155	5775	77.317	45.873	0.5	Pass



Underwriters Laboratories Taiwan Co., Ltd.

Building B and Building E, No. 372-7, Sec. 4, Zhongxing Rd., Zhudong Township, Hsinchu County, Taiwan

Telephone : +886-2-7737-3000

Facsimile (FAX) : +886-3-583-7948

Doc No: 17-EM-F0878 / 6.0

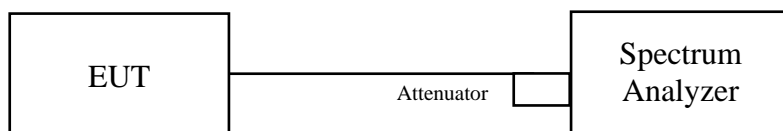


9.2. 26dB Bandwidth

Test procedure

- Set RBW = approximately 1% of the emission bandwidth.
- Set the VBW > RBW.
- Detector = Peak.
- Trace mode = max hold.
- Measure the maximum width of the emission that is 26 dB down from the peak of the emission. Compare this with the RBW setting of the analyzer. Readjust RBW and repeat measurement as needed until the RBW/EBW ratio is approximately 1%.

Test Setup



The loss between RF output port of the EUT and the input port of the Spectrum Analyzer has been taken into consideration.

Underwriters Laboratories Taiwan Co., Ltd.

Building B and Building E, No. 372-7, Sec. 4, Zhongxing Rd., Zhudong Township, Hsinchu County, Taiwan

Telephone :+886-2-7737-3000

Facsimile (FAX) :+886-3-583-7948

Doc No: 17-EM-F0878 / 6.0



Test report No. : 4790327571-US-R0-V0
Page : 27 of 101
Issued date : 2022/5/18
FCC ID : NDD9578222102

Test Data

Mode	CH	Freq (MHz)	26dB BW (MHz)		Limit (MHz)	Result
			Chain 0	Chain 1		
802.11a	36	5180	18.173	18.065	N/A	Pass
	44	5220	18.472	18.337	N/A	Pass
	48	5240	18.297	18.248	N/A	Pass

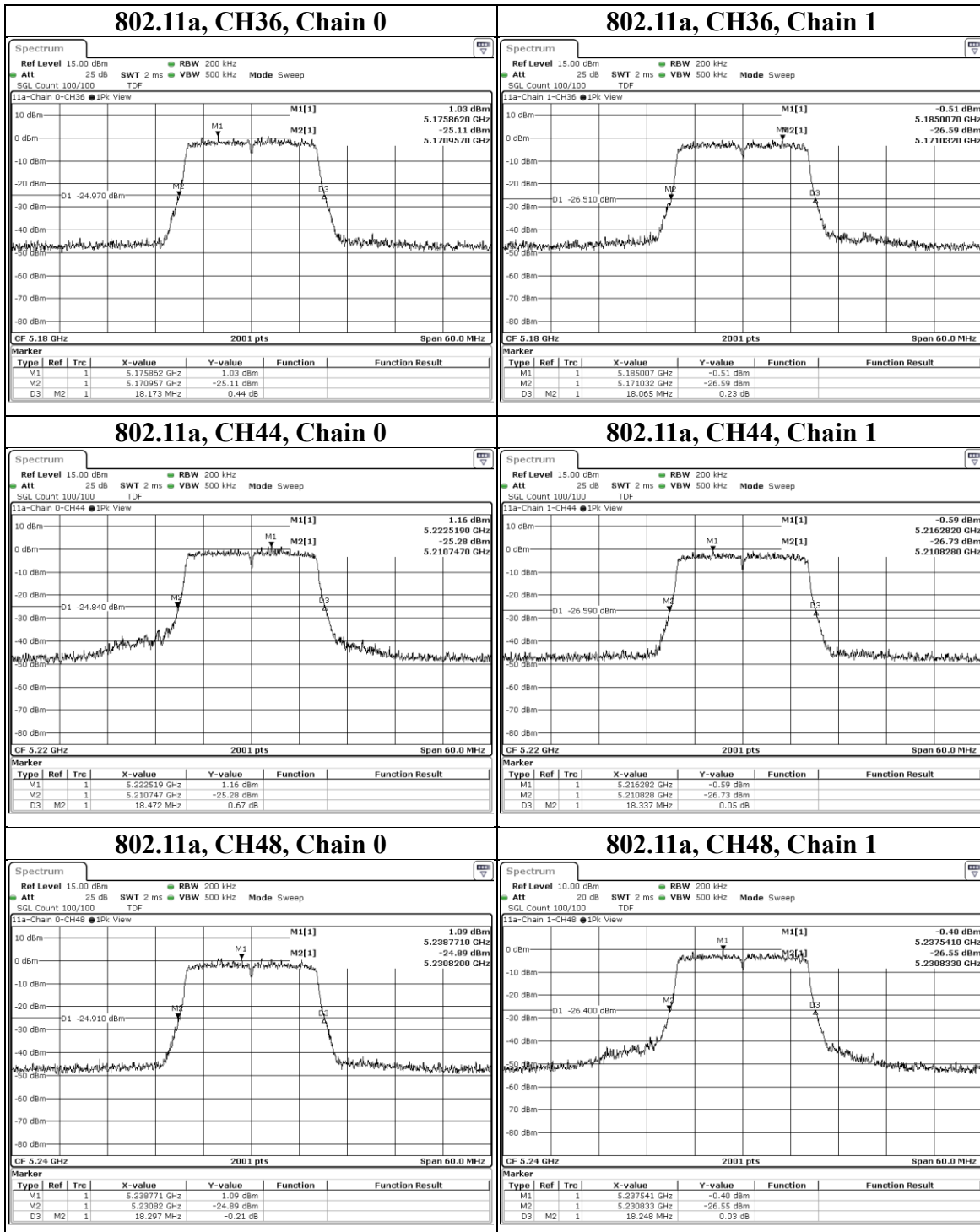
Underwriters Laboratories Taiwan Co., Ltd.

Building B and Building E, No. 372-7, Sec. 4, Zhongxing Rd., Zhudong Township, Hsinchu County, Taiwan

Telephone :+886-2-7737-3000

Facsimile (FAX) :+886-3-583-7948

Doc No: 17-EM-F0878 / 6.0



Underwriters Laboratories Taiwan Co., Ltd.

Building B and Building E, No. 372-7, Sec. 4, Zhongxing Rd., Zhudong Township, Hsinchu County, Taiwan

Telephone : +886-2-7737-3000

Facsimile (FAX) : +886-3-583-7948

Doc No: 17-EM-F0878 / 6.0



Test report No. : 4790327571-US-R0-V0
Page : 29 of 101
Issued date : 2022/5/18
FCC ID : NDD9578222102

Mode	CH	Freq (MHz)	26dB BW (MHz)		Limit (MHz)	Result
			Chain 0	Chain 1		
802.11ax(HE20)	36	5180	20.064	20.357	N/A	Pass
	44	5220	20.325	20.235	N/A	Pass
	48	5240	20.292	20.334	N/A	Pass

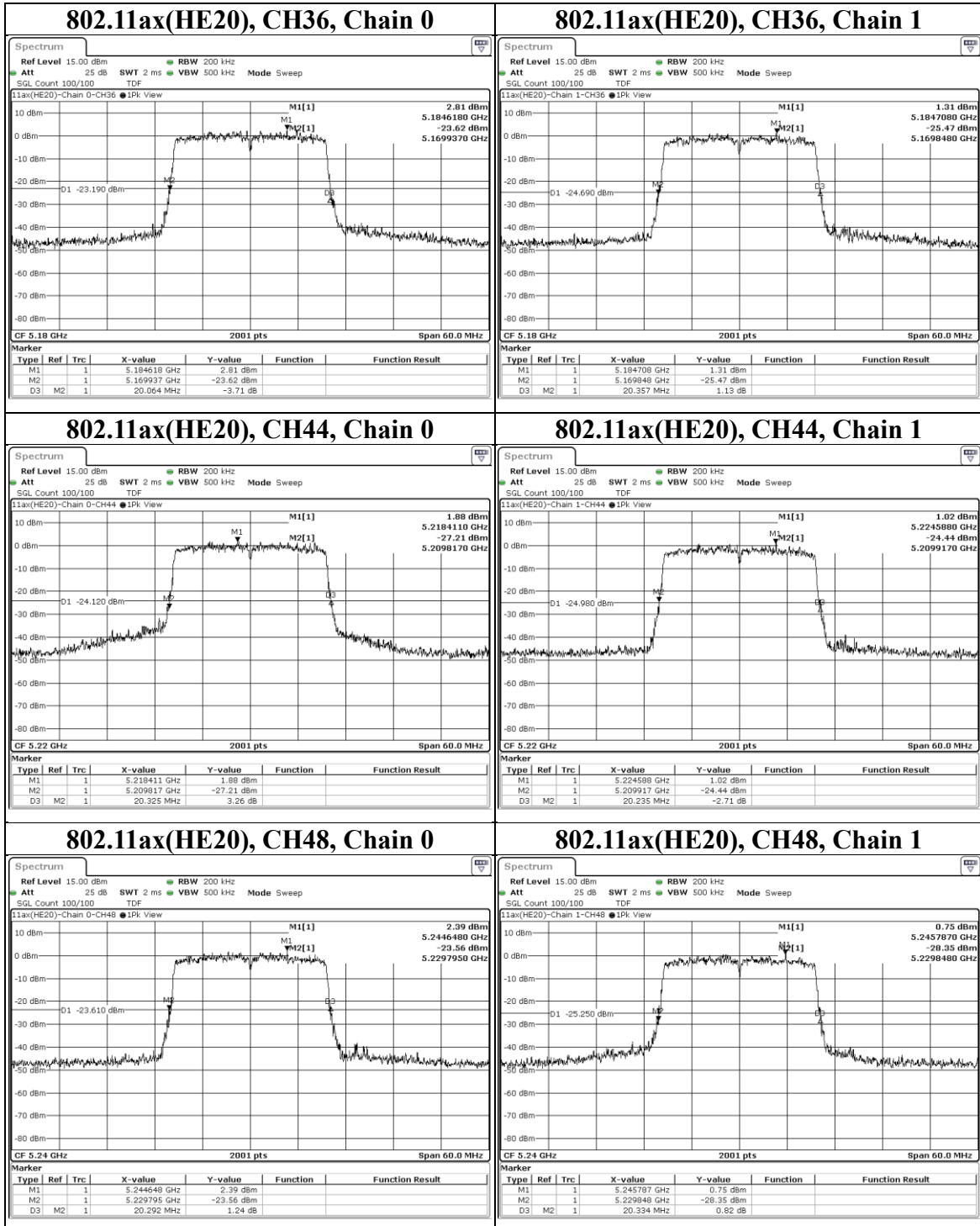
Underwriters Laboratories Taiwan Co., Ltd.

Building B and Building E, No. 372-7, Sec. 4, Zhongxing Rd., Zhudong Township, Hsinchu County, Taiwan

Telephone :+886-2-7737-3000

Facsimile (FAX) :+886-3-583-7948

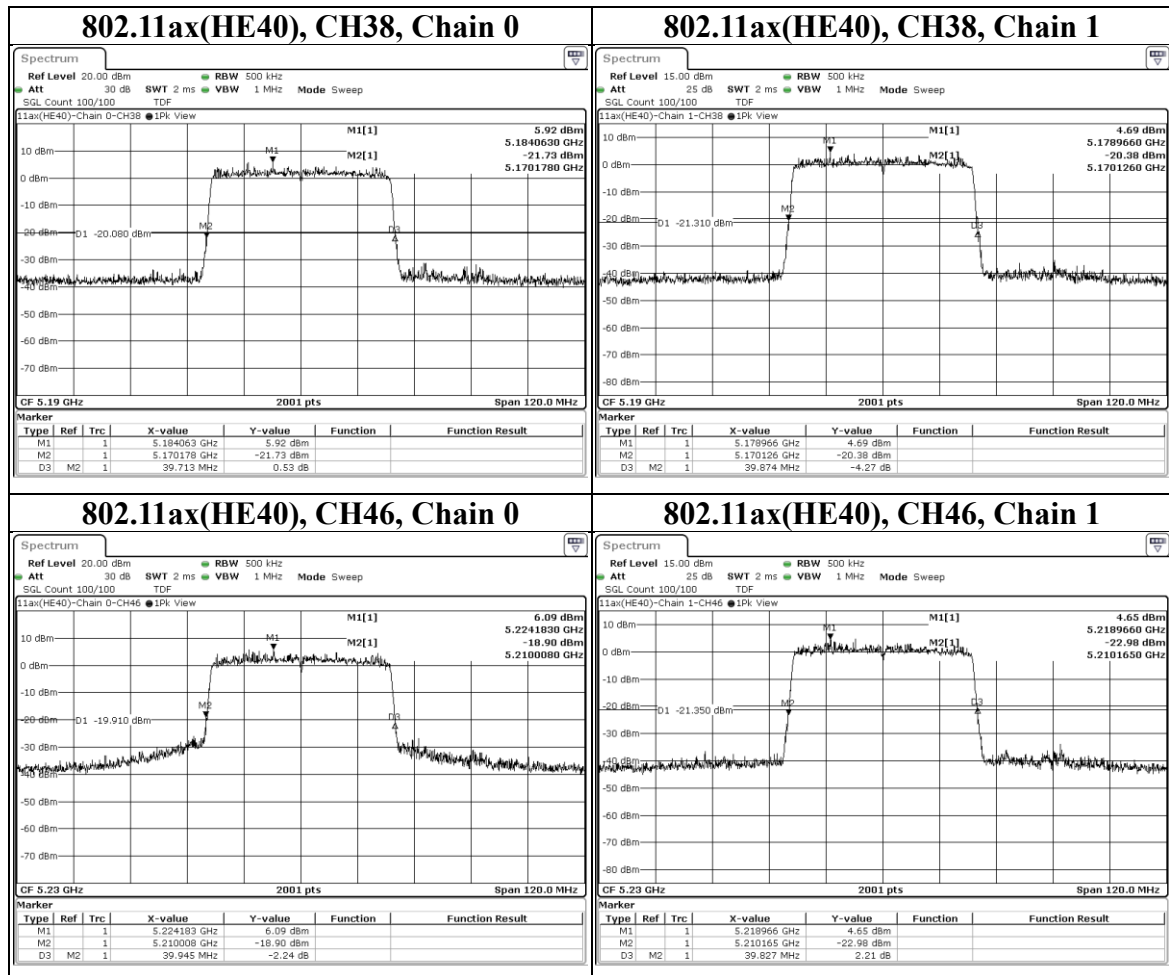
Doc No: 17-EM-F0878 / 6.0





Test report No. : 4790327571-US-R0-V0
Page : 31 of 101
Issued date : 2022/5/18
FCC ID : NDD9578222102

Mode	CH	Freq (MHz)	26dB BW (MHz)		Limit (MHz)	Result
			Chain 0	Chain 1		
802.11ax(HE40)	38	5190	39.713	39.874	N/A	Pass
	46	5230	39.945	39.827	N/A	Pass



Underwriters Laboratories Taiwan Co., Ltd.

Building B and Building E, No. 372-7, Sec. 4, Zhongxing Rd., Zhudong Township, Hsinchu County, Taiwan

Telephone : +886-2-7737-3000

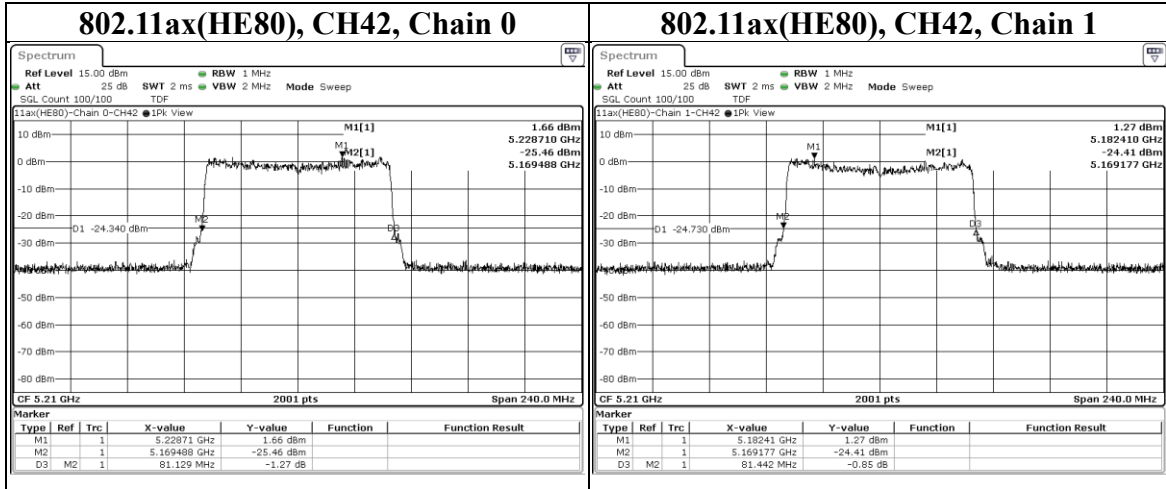
Facsimile (FAX) : +886-3-583-7948

Doc No: 17-EM-F0878 / 6.0



Test report No. : 4790327571-US-R0-V0
Page : 32 of 101
Issued date : 2022/5/18
FCC ID : NDD9578222102

Mode	CH	Freq (MHz)	26dB BW (MHz)		Limit (MHz)	Result
			Chain 0	Chain 1		
802.11ax(HE80)	42	5210	81.129	81.442	N/A	Pass



Underwriters Laboratories Taiwan Co., Ltd.

Building B and Building E, No. 372-7, Sec. 4, Zhongxing Rd., Zhudong Township, Hsinchu County, Taiwan

Telephone : +886-2-7737-3000

Facsimile (FAX) : +886-3-583-7948

Doc No: 17-EM-F0878 / 6.0

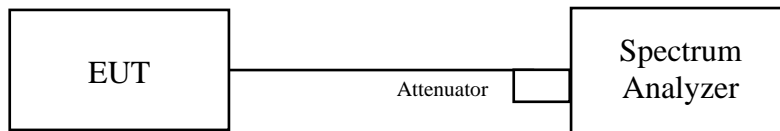


9.3. Occupied Bandwidth

Test procedure

- Set center frequency to the nominal EUT channel center frequency.
- Set span = 1.5 times to 5.0 times the OBW.
- Set RBW = 1% to 5% of the OBW
- Set VBW $\geq 3 \times$ RBW
- Video averaging is not permitted. Where practical, a sample detection and single sweep mode shall be used. Otherwise, peak detection and max hold mode (until the trace stabilizes) shall be used.
- Use the 99% power bandwidth function of the instrument (if available).
- If the instrument does not have a 99% power bandwidth function, the trace data points are recovered and directly summed in power units. The recovered amplitude data points, beginning at the lowest frequency, are placed in a running sum until 0.5% of the total is reached; that frequency is recorded as the lower frequency. The process is repeated until 99.5% of the total is reached; that frequency is recorded as the upper frequency. The 99% occupied bandwidth is the difference between these two frequencies.

Test Setup



The loss between RF output port of the EUT and the input port of the Spectrum Analyzer has been taken into consideration.

Underwriters Laboratories Taiwan Co., Ltd.

Building B and Building E, No. 372-7, Sec. 4, Zhongxing Rd., Zhudong Township, Hsinchu County, Taiwan

Telephone : +886-2-7737-3000

Facsimile (FAX) : +886-3-583-7948

Doc No: 17-EM-F0878 / 6.0



Test report No. : 4790327571-US-R0-V0
Page : 34 of 101
Issued date : 2022/5/18
FCC ID : NDD9578222102

Test Data

Mode	CH	Freq (MHz)	OBW (MHz)		Limit (MHz)	Result
			Chain 0	Chain 1		
802.11a	36	5180	16.557	16.517	N/A	Pass
	44	5220	16.554	16.496	N/A	Pass
	48	5240	16.52	16.496	N/A	Pass
	149	5745	16.554	16.493	N/A	Pass
	157	5785	16.556	16.498	N/A	Pass
	165	5825	16.538	16.496	N/A	Pass

Underwriters Laboratories Taiwan Co., Ltd.

Building B and Building E, No. 372-7, Sec. 4, Zhongxing Rd., Zhudong Township, Hsinchu County, Taiwan

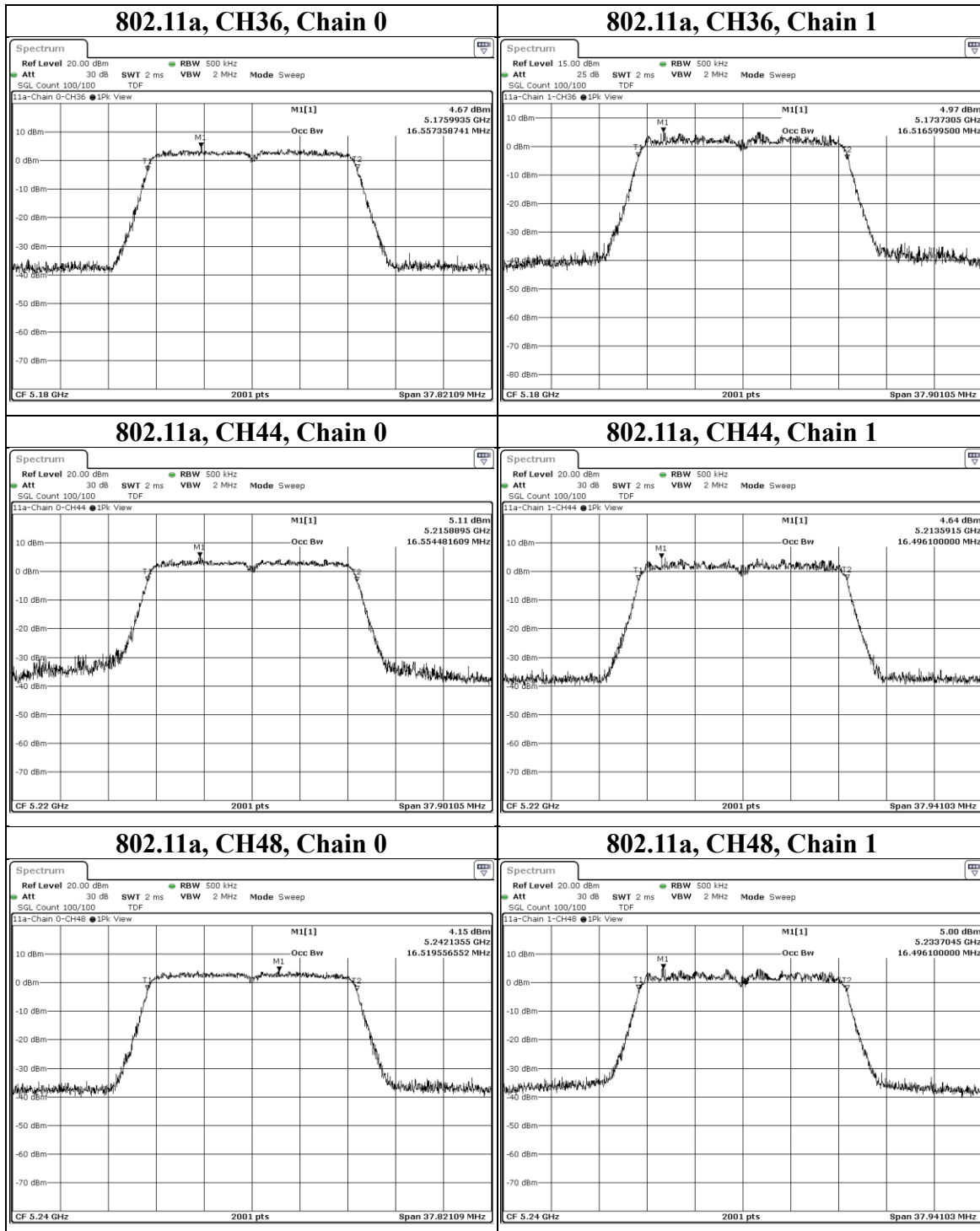
Telephone :+886-2-7737-3000

Facsimile (FAX) :+886-3-583-7948

Doc No: 17-EM-F0878 / 6.0



Test report No. : 4790327571-US-R0-V0
Page : 35 of 101
Issued date : 2022/5/18
FCC ID : NDD9578222102



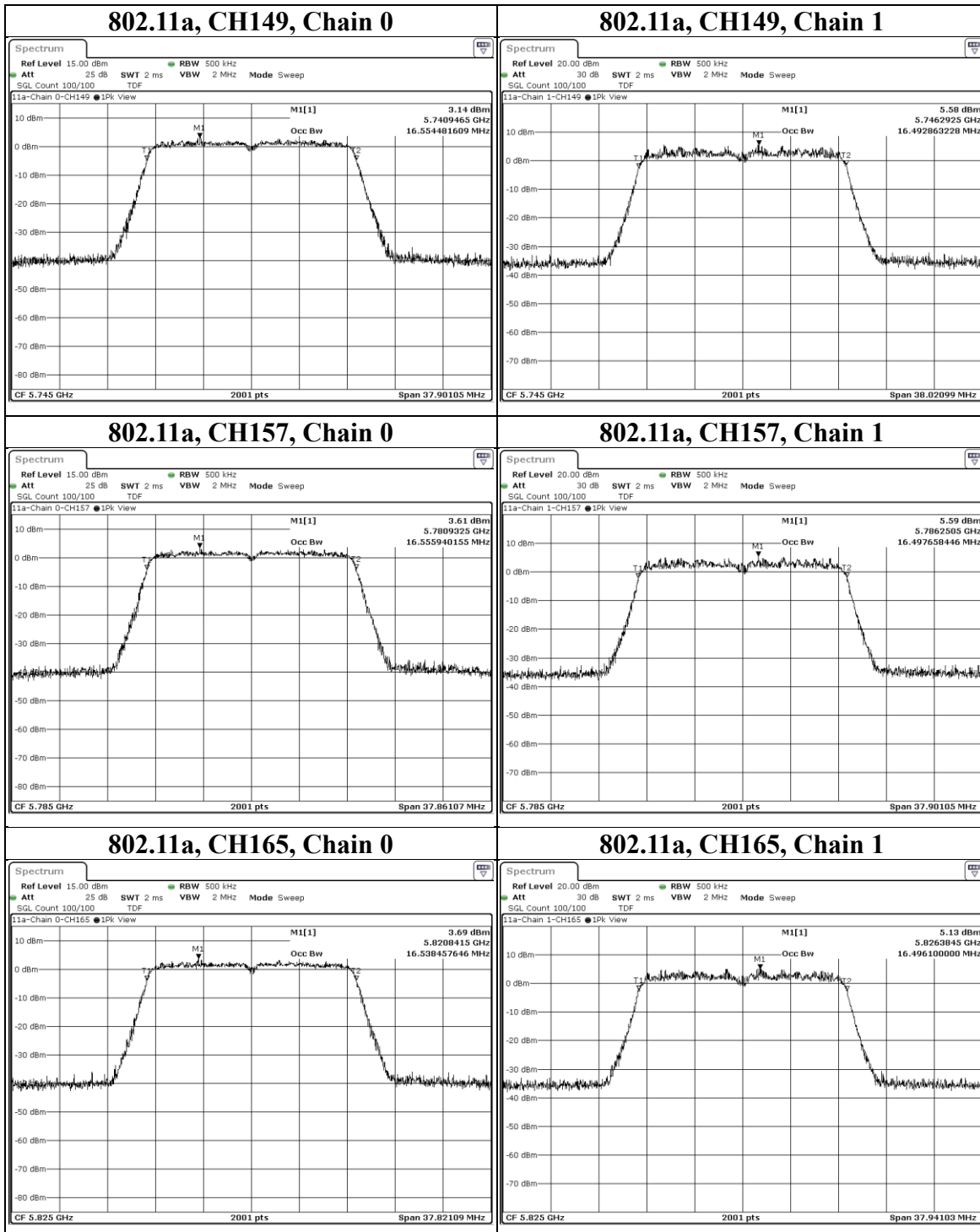
Underwriters Laboratories Taiwan Co., Ltd.

Building B and Building E, No. 372-7, Sec. 4, Zhongxing Rd., Zhudong Township, Hsinchu County, Taiwan

Telephone : +886-2-7737-3000

Facsimile (FAX) : +886-3-583-7948

Doc No: 17-EM-F0878 / 6.0





Test report No. : 4790327571-US-R0-V0
Page : 37 of 101
Issued date : 2022/5/18
FCC ID : NDD9578222102

Mode	CH	Freq (MHz)	OBW (MHz)		Limit (MHz)	Result
			Chain 0	Chain 1		
802.11ax(HE20)	36	5180	18.977	19.016	N/A	Pass
	44	5220	19.016	18.977	N/A	Pass
	48	5240	18.991	18.988	N/A	Pass
	149	5745	18.952	19.013	N/A	Pass
	157	5785	18.991	19.013	N/A	Pass
	165	5825	18.97	18.998	N/A	Pass

Underwriters Laboratories Taiwan Co., Ltd.

Building B and Building E, No. 372-7, Sec. 4, Zhongxing Rd., Zhudong Township, Hsinchu County, Taiwan

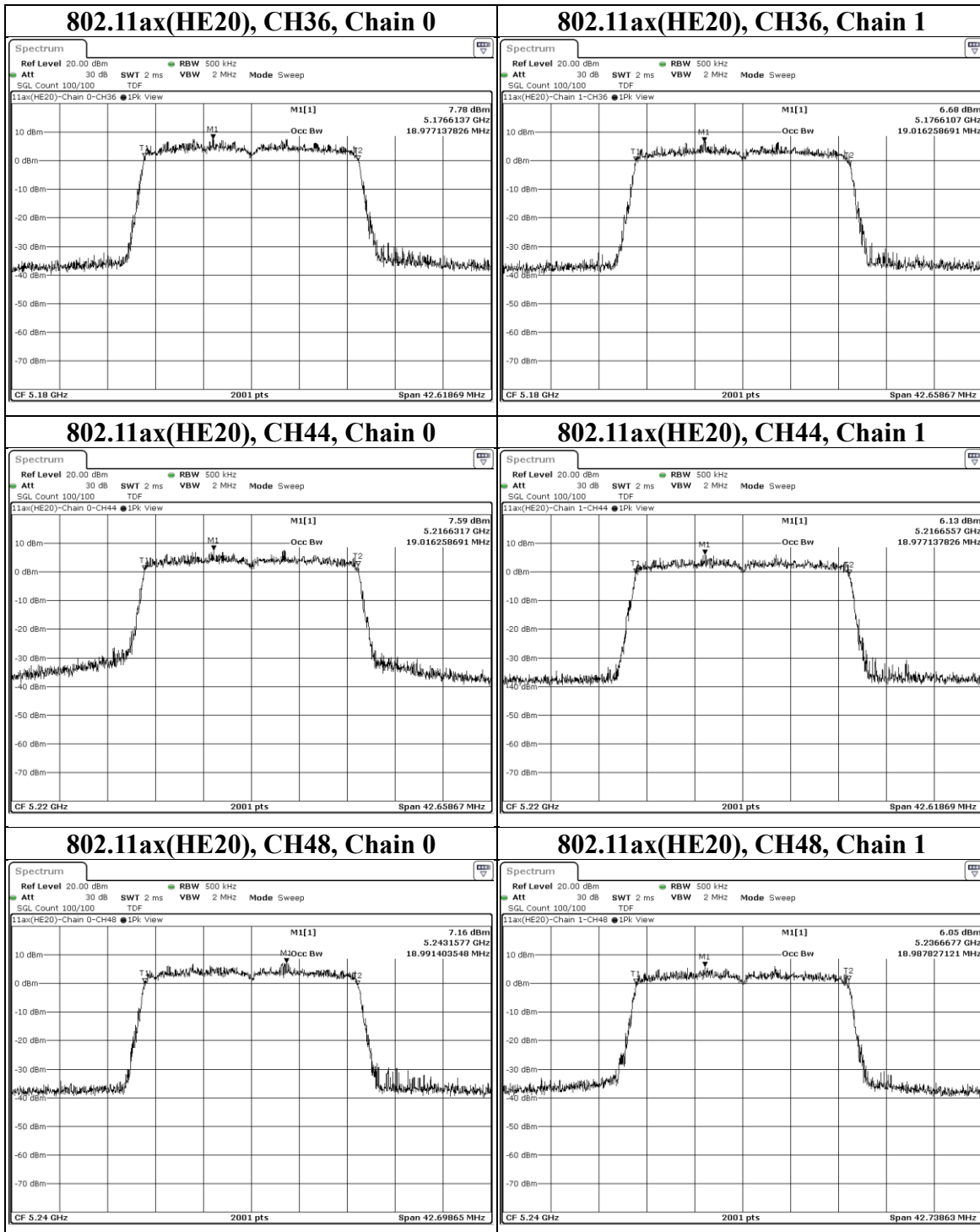
Telephone :+886-2-7737-3000

Facsimile (FAX) :+886-3-583-7948

Doc No: 17-EM-F0878 / 6.0



Test report No. : 4790327571-US-R0-V0
Page : 38 of 101
Issued date : 2022/5/18
FCC ID : NDD9578222102



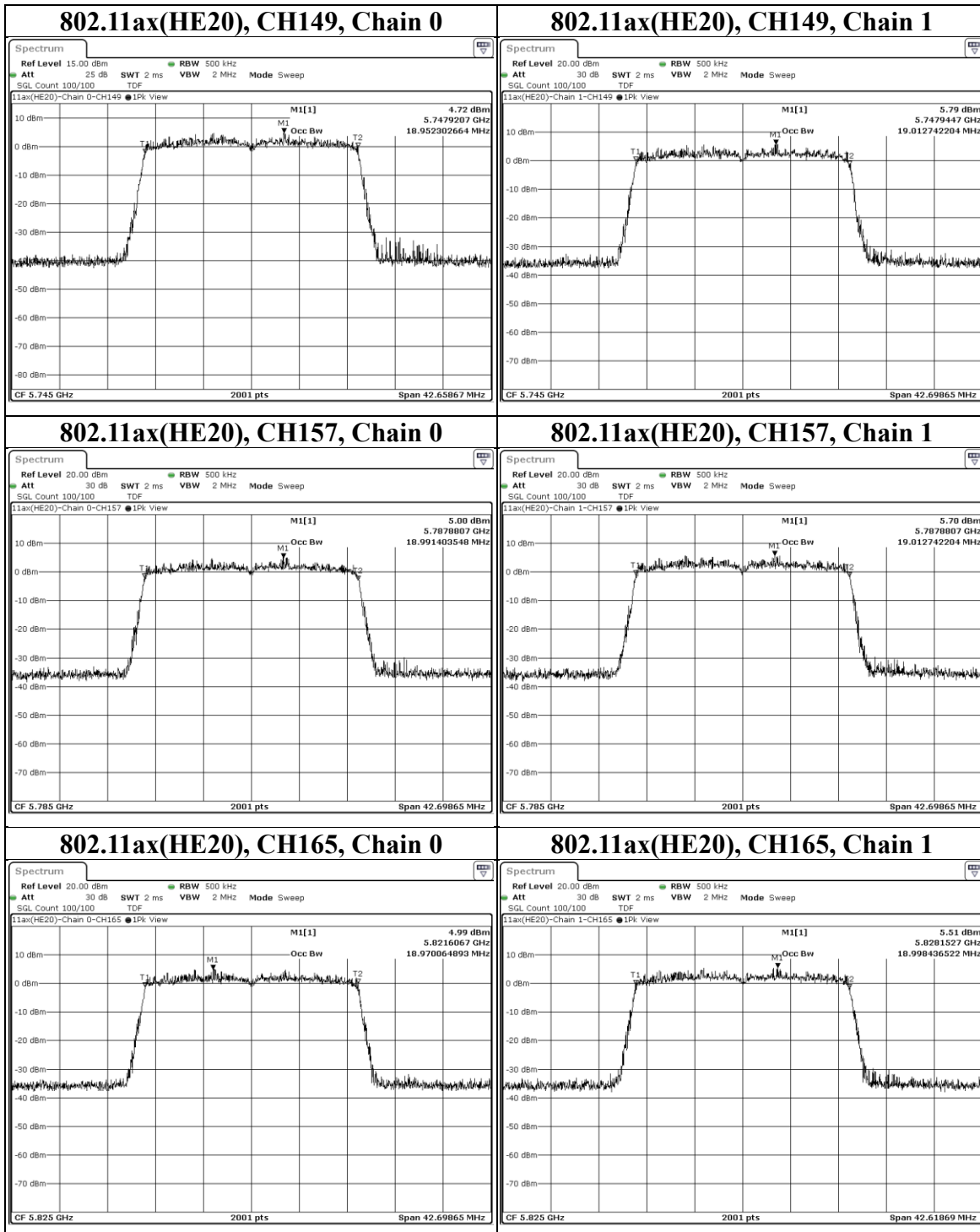
Underwriters Laboratories Taiwan Co., Ltd.

Building B and Building E, No. 372-7, Sec. 4, Zhongxing Rd., Zhudong Township, Hsinchu County, Taiwan

Telephone : +886-2-7737-3000

Facsimile (FAX) : +886-3-583-7948

Doc No: 17-EM-F0878 / 6.0





Test report No. : 4790327571-US-R0-V0
Page : 40 of 101
Issued date : 2022/5/18
FCC ID : NDD9578222102

Mode	CH	Freq (MHz)	OBW (MHz)		Limit (MHz)	Result
			Chain 0	Chain 1		
802.11ax(HE40)	38	5190	37.75	37.75	N/A	Pass
	46	5230	37.788	37.79	N/A	Pass
	151	5755	37.75	37.788	N/A	Pass
	159	5795	37.751	37.788	N/A	Pass

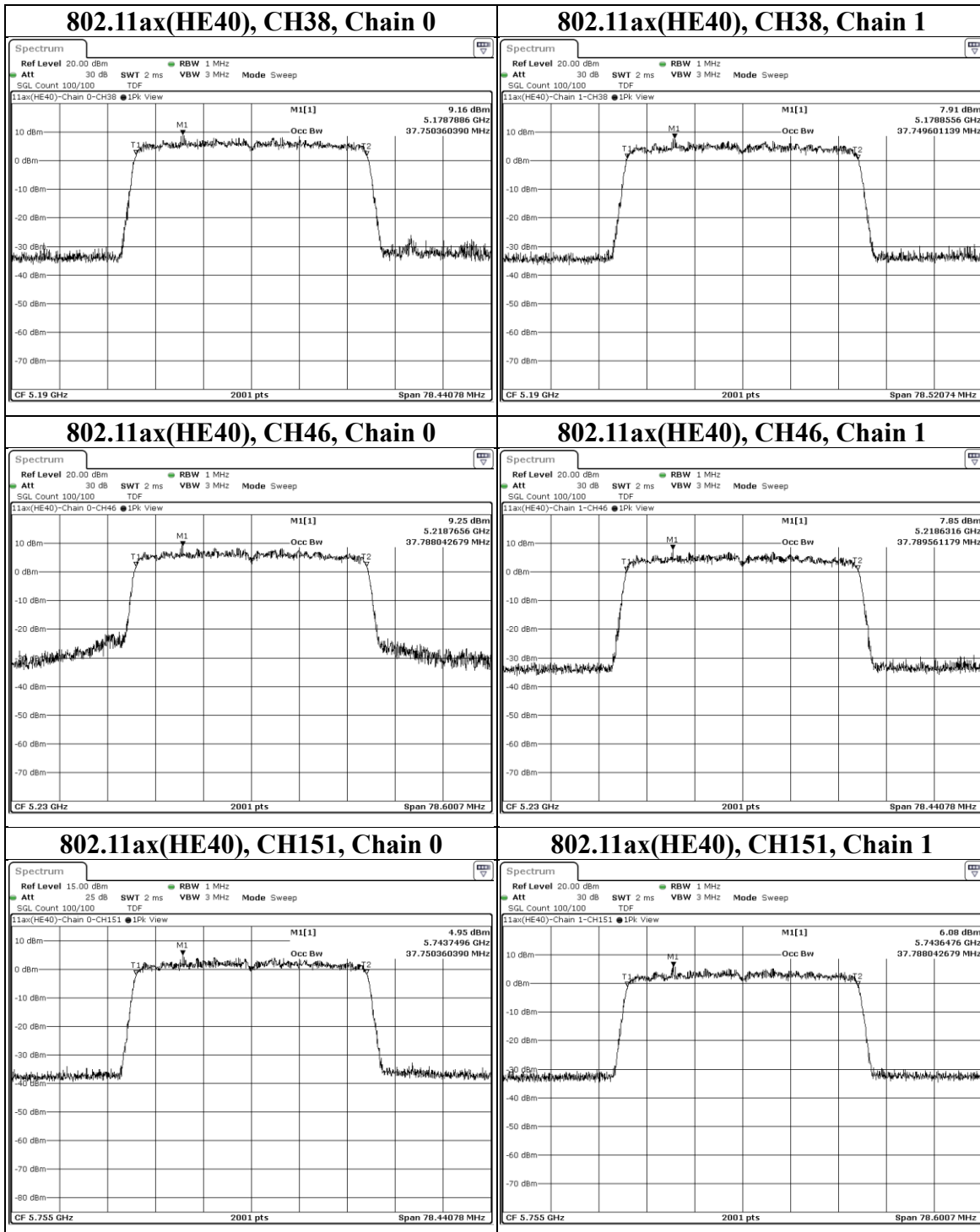
Underwriters Laboratories Taiwan Co., Ltd.

Building B and Building E, No. 372-7, Sec. 4, Zhongxing Rd., Zhudong Township, Hsinchu County, Taiwan

Telephone :+886-2-7737-3000

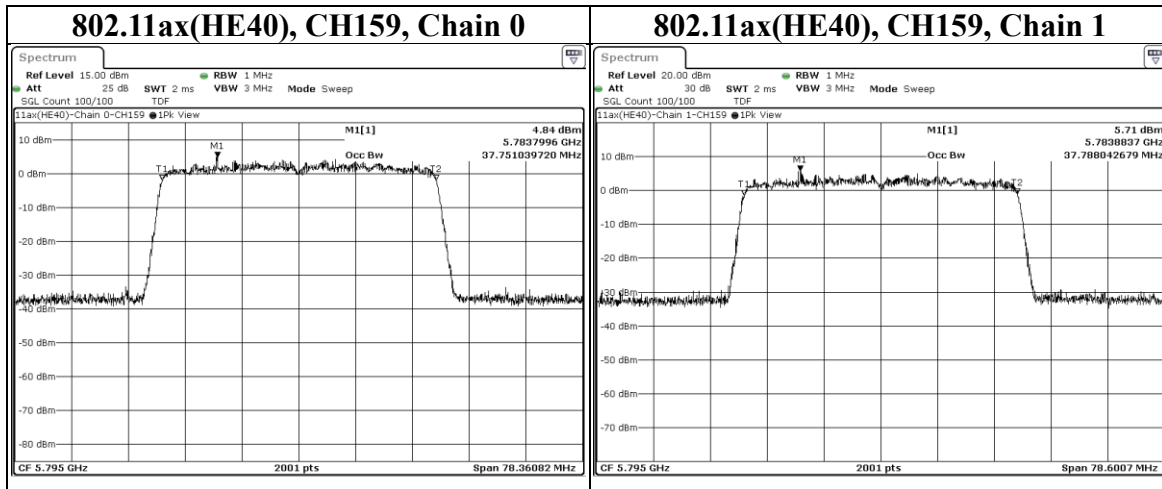
Facsimile (FAX) :+886-3-583-7948

Doc No: 17-EM-F0878 / 6.0





Test report No. : 4790327571-US-R0-V0
Page : 42 of 101
Issued date : 2022/5/18
FCC ID : NDD9578222102



Underwriters Laboratories Taiwan Co., Ltd.

Building B and Building E, No. 372-7, Sec. 4, Zhongxing Rd., Zhudong Township, Hsinchu County, Taiwan

Telephone :+886-2-7737-3000

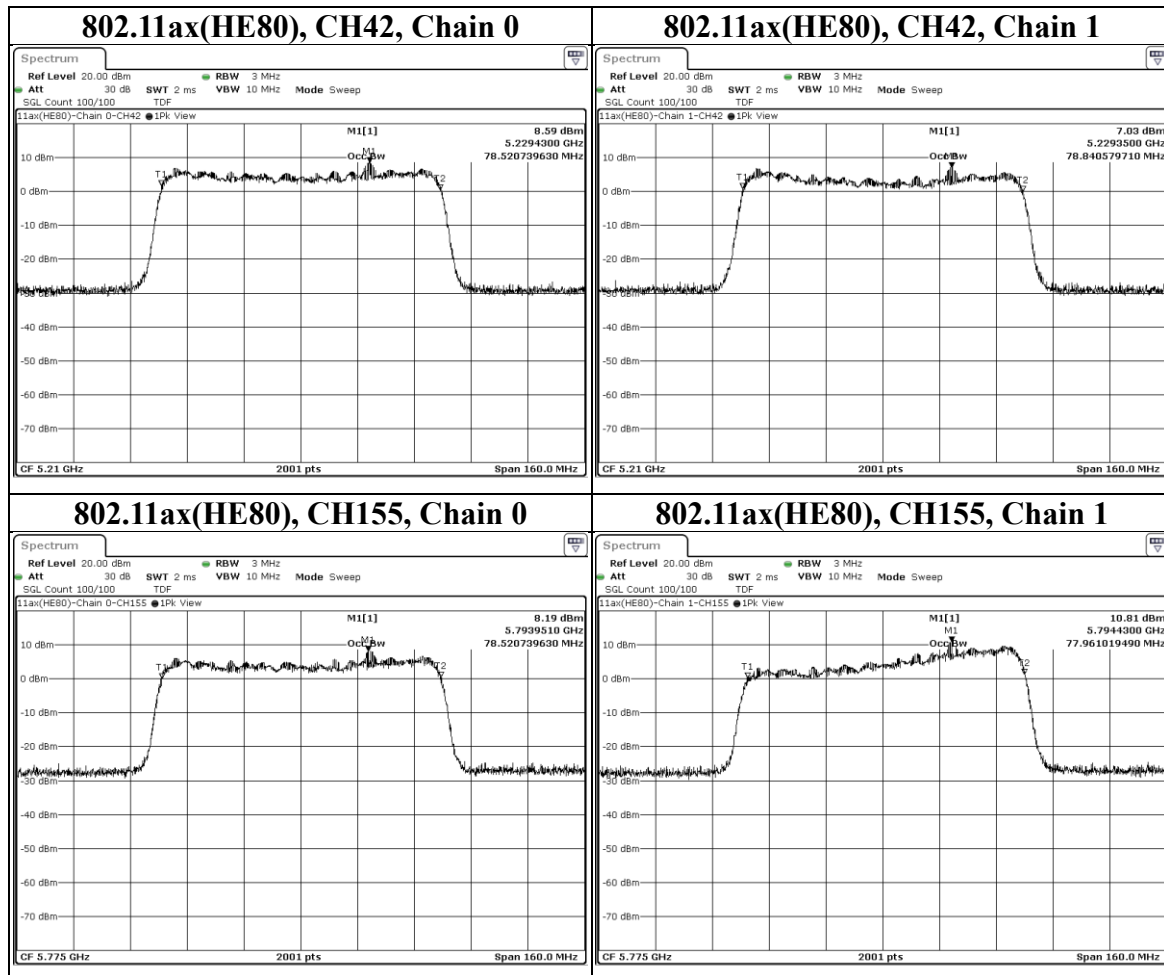
Facsimile (FAX) :+886-3-583-7948

Doc No: 17-EM-F0878 / 6.0



Test report No. : 4790327571-US-R0-V0
Page : 43 of 101
Issued date : 2022/5/18
FCC ID : NDD9578222102

Mode	CH	Freq (MHz)	OBW (MHz)		Limit (MHz)	Result
			Chain 0	Chain 1		
802.11ax(HE80)	42	5210	78.521	78.841	N/A	Pass
	155	5775	78.521	77.961	N/A	Pass



Underwriters Laboratories Taiwan Co., Ltd.

Building B and Building E, No. 372-7, Sec. 4, Zhongxing Rd., Zhudong Township, Hsinchu County, Taiwan

Telephone : +886-2-7737-3000

Facsimile (FAX) : +886-3-583-7948

Doc No: 17-EM-F0878 / 6.0



9.4. Conducted output power

Requirements

Operation Band	EUT Category		Limit
U-NII-1		Outdoor Access Point	1 Watt (30 dBm) Max. e.i.r.p \leq 125mW(21 dBm) at any elevation angle above 30 degrees as measured from the horizon If $G_{TX} > 6$ dBi, then $P_{Out} = 30 - (G_{TX} - 6)$
		Fixed point-to-point Access Point	1 Watt (30 dBm) If $G_{TX} > 23$ dBi, then $P_{Out} = 30 - (G_{TX} - 23)$
		Indoor Access Point	1 Watt (30 dBm) If $G_{TX} > 6$ dBi, then $P_{Out} = 30 - (G_{TX} - 6)$
	√	Client device	250mW (24 dBm) If $G_{TX} > 6$ dBi, then $P_{Out} = 23.98 - (G_{TX} - 6)$
U-NII-2A	---		250mW (24 dBm) or 11 dBm+10 log B* If $G_{TX} > 6$ dBi, then $P_{Out} = 23.98 - (G_{TX} - 6)$
U-NII-2C	---		250mW (24 dBm) or 11 dBm+10 log B* If $G_{TX} > 6$ dBi, then $P_{Out} = 23.98 - (G_{TX} - 6)$
U-NII-3	√		For Point-to-multipoint systems (P2M): 1 Watt (30 dBm). If $G_{TX} > 6$ dBi, then $P_{Out} = 30 - (G_{TX} - 6)$ For Point-to-point systems (P2P): 1 Watt (30 dBm)

Note:

- P_{Out} = maximum conducted output power in dBm,
- G_{TX} = the maximum transmitting antenna directional gain in dBi.
- B is the 26 dB emission bandwidth in megahertz
- Directional Gain = $10 \log[(10^{G1/20} + 10^{G2/20} + \dots + 10^{Gn/20})^2 / N_{ant}]$ dBi.

N_{ant} : Number of Transmit Antennas
 $G1, G2, \dots, Gn$: Gain of Individual Antennas
- Per KDB 662911 Method of conducted output power measurement on IEEE 802.11 devices,

Array Gain = 0 dB (i.e., no array gain) for $N_{ANT} \leq 4$;
Array Gain = 0 dB (i.e., no array gain) for channel widths ≥ 40 MHz for any N_{ANT} ;
Array Gain = $5 \log(N_{ANT}/N_{SS})$ dB or 3 dB, whichever is less for 20-MHz channel widths with $N_{ANT} \geq 5$.

Underwriters Laboratories Taiwan Co., Ltd.

Building B and Building E, No. 372-7, Sec. 4, Zhongxing Rd., Zhudong Township, Hsinchu County, Taiwan
Telephone : +886-2-7737-3000
Facsimile (FAX) : +886-3-583-7948



Test Procedure

For Average Power Measurement

Test method PM-G

For 802.11a, 802.11ax (HE20), 802.11ax (HE40)

Method PM is used to perform output power measurement, trigger and gating function of wide band power meter is enabled to measure max output power of TX on burst and set the detector to AVERAGE. Duty factor is not added to measured value.

Test method SA-1

For 802.11ax (HE80)

- a. Set span to encompass the entire 26 dB EBW (or, alternatively, the entire 99% occupied bandwidth) of the signal.
- b. Set sweep trigger*.
- c. Set RBW = 1 MHz.
- d. Set VBW \geq 3 MHz
- e. Number of points in sweep \geq 2 Span / RBW.
- f. Sweep time \leq (number of points in sweep) * T
- g. Using emission bandwidth to determine the frequency span for integration the channel bandwidth.
- h. Detector = RMS.
- i. Trace mode = max hold.
- j. Allow max hold to run for at least 60 seconds, or longer as needed to allow the trace to stabilize.

* If transmit duty cycle $< 98\%$, use a video trigger with the trigger level set to enable triggering only on full power pulses and add $10 \log (1/\text{duty cycle})$. Transmitter must operate at maximum power control level for the entire duration of every sweep. If the EUT transmits continuously (i.e., with no off intervals) or at duty cycle $\geq 98\%$, and if each transmission is entirely at the maximum power control level, then the trigger shall be set to "free run."

Underwriters Laboratories Taiwan Co., Ltd.

Building B and Building E, No. 372-7, Sec. 4, Zhongxing Rd., Zhudong Township, Hsinchu County, Taiwan

Telephone : +886-2-7737-3000

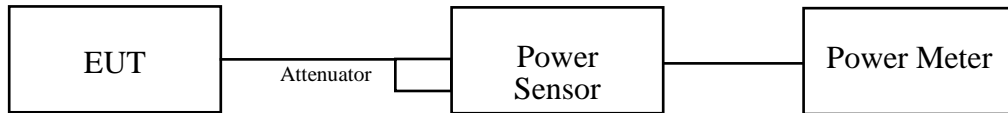
Facsimile (FAX) : +886-3-583-7948

Doc No: 17-EM-F0878 / 6.0

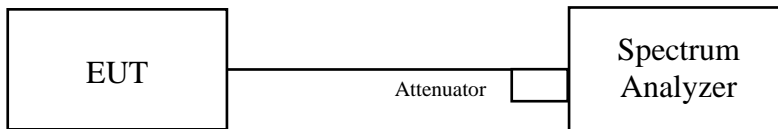


Test Setup

For Average Power Measurement



The loss between RF output port of the EUT and the input port of the Power Meter has been taken into consideration.



The loss between RF output port of the EUT and the input port of the Spectrum Analyzer has been taken into consideration.

Underwriters Laboratories Taiwan Co., Ltd.

Building B and Building E, No. 372-7, Sec. 4, Zhongxing Rd., Zhudong Township, Hsinchu County, Taiwan

Telephone :+886-2-7737-3000

Facsimile (FAX) :+886-3-583-7948

Doc No: 17-EM-F0878 / 6.0



Test Data

802.11a

Channel	Channel Frequency (MHz)	Maximum Conducted Power (dBm)		Total Power (mW)	Total Power (dBm)	Power Limit (dBm)	Pass/Fail
		Chain 0	Chain 1				
36	5180	14.21	14.32	53.456	17.28	23.98	PASS
44	5220	14.34	14.42	54.828	17.39	23.98	PASS
48	5240	14.36	14.47	55.335	17.43	23.98	PASS
149	5745	12.25	11.40	30.62	14.86	30	PASS
157	5785	12.37	11.39	31.046	14.92	30	PASS
165	5825	12.28	11.23	30.2	14.80	30	PASS

Note: The directional gain = 5.6 dBi < 6 dBi, so the power limit shall not be reduced.

802.11ax (HE20)

Channel	Channel Frequency (MHz)	Maximum Conducted Power (dBm)		Total Power (mW)	Total Power (dBm)	Power Limit (dBm)	Pass/Fail
		Chain 0	Chain 1				
36	5180	13.77	13.47	46.026	16.63	23.98	PASS
44	5220	13.34	13.12	42.073	16.24	23.98	PASS
48	5240	13.29	13.11	41.783	16.21	23.98	PASS
149	5745	11.60	10.88	26.73	14.27	30	PASS
157	5785	11.96	10.94	28.119	14.49	30	PASS
165	5825	11.82	10.63	26.792	14.28	30	PASS

Note: The directional gain = 5.6 dBi < 6 dBi, so the power limit shall not be reduced

Underwriters Laboratories Taiwan Co., Ltd.

Building B and Building E, No. 372-7, Sec. 4, Zhongxing Rd., Zhudong Township, Hsinchu County, Taiwan

Telephone : +886-2-7737-3000

Facsimile (FAX) : +886-3-583-7948

Doc No: 17-EM-F0878 / 6.0



Test report No. : 4790327571-US-R0-V0
Page : 48 of 101
Issued date : 2022/5/18
FCC ID : NDD9578222102

802.11ax (HE40)

Channel	Channel Frequency (MHz)	Maximum Conducted Power (dBm)		Total Power (mW)	Total Power (dBm)	Power Limit (dBm)	Pass/Fail
		Chain 0	Chain 1				
38	5190	13.67	13.50	45.709	16.60	23.98	PASS
46	5230	13.83	13.57	46.881	16.71	23.98	PASS
151	5755	11.68	10.95	27.164	14.34	30	PASS
159	5795	11.70	10.78	26.73	14.27	30	PASS

Note: The directional gain = 5.6 dBi < 6 dBi, so the power limit shall not be reduced

Underwriters Laboratories Taiwan Co., Ltd.

Building B and Building E, No. 372-7, Sec. 4, Zhongxing Rd., Zhudong Township, Hsinchu County, Taiwan

Telephone :+886-2-7737-3000

Facsimile (FAX) :+886-3-583-7948

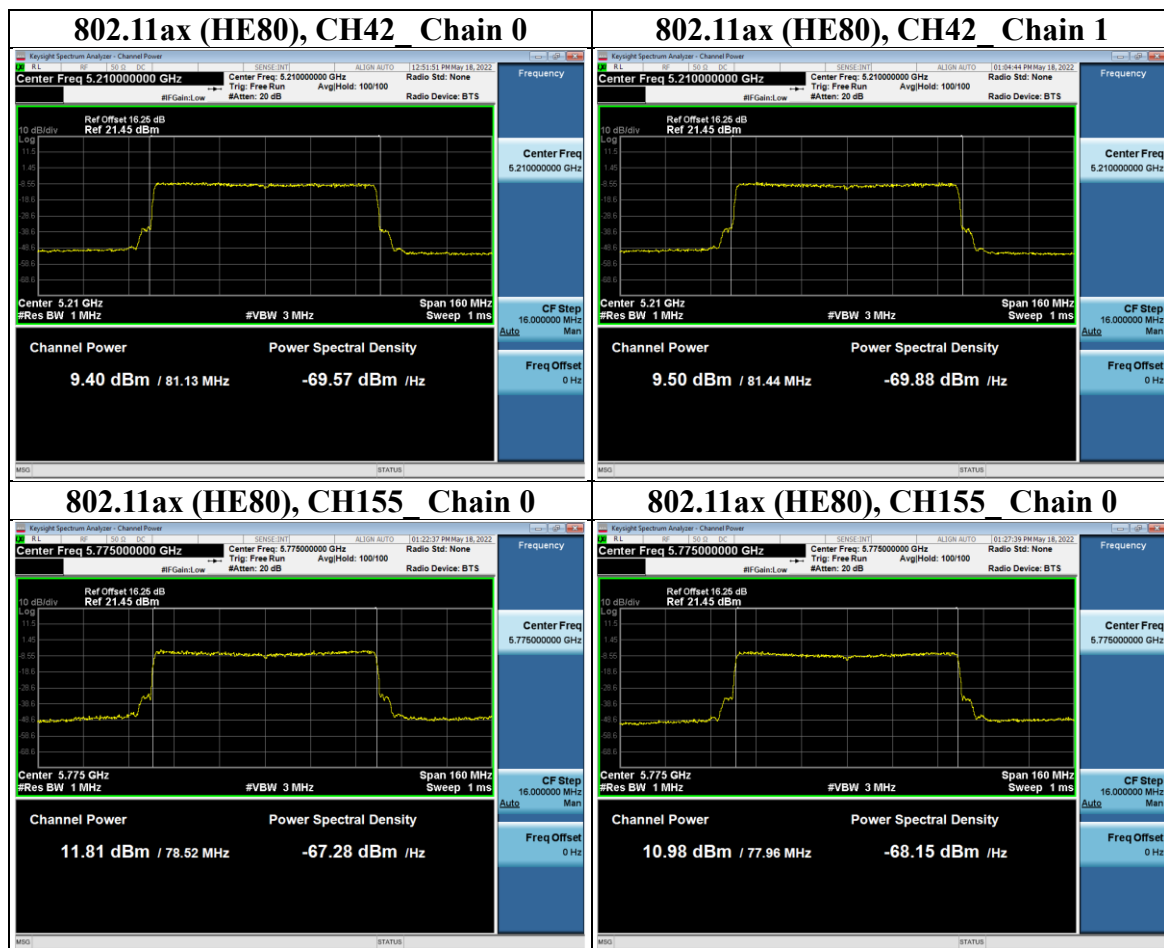
Doc No: 17-EM-F0878 / 6.0



802.11ax (HE80)

Channel	Channel Frequency (MHz)	Maximum Conducted Power (dBm)		Total Power (mW)	Total Power (dBm)	Power Limit (dBm)	Pass/Fail
		Chain 0	Chain 1				
42	5210	9.40	9.50	17.62	12.46	23.98	PASS
155	5775	11.81	10.98	27.733	14.43	30	PASS

Note: The directional gain = 5.6 dBi < 6 dBi, so the power limit shall not be reduced



Underwriters Laboratories Taiwan Co., Ltd.

Building B and Building E, No. 372-7, Sec. 4, Zhongxing Rd., Zhudong Township, Hsinchu County, Taiwan

Telephone : +886-2-7737-3000

Facsimile (FAX) : +886-3-583-7948

Doc No: 17-EM-F0878 / 6.0



9.5. Power Spectral Density

Requirements

Operation Band	EUT Category		Limit
U-NII-1		Outdoor Access Point	17dBm/ MHz If $G_{TX} > 6$ dBi, then $PSD = 17 - (G_{TX} - 6)$
		Fixed point-to-point Access Point	17dBm/ MHz If $G_{TX} > 23$ dBi, then $PSD = 17 - (G_{TX} - 23)$
	√	Indoor Access Point	17dBm/ MHz If $G_{TX} > 6$ dBi, then $PSD = 17 - (G_{TX} - 6)$
		Client device	11dBm/ MHz If $G_{TX} > 6$ dBi, then $PSD = 11 - (G_{TX} - 6)$
U-NII-2A	---		11dBm/ MHz If $G_{TX} > 6$ dBi, then $PSD = 11 - (G_{TX} - 6)$
U-NII-2C	---		11dBm/ MHz If $G_{TX} > 6$ dBi, then $PSD = 11 - (G_{TX} - 6)$
U-NII-3	√		For Point-to-multipoint systems (P2M): 30dBm/ 500kHz. If $G_{TX} > 6$ dBi, then $PSD = 30 - (G_{TX} - 6)$ For Point-to-point systems (P2P): 30dBm/ 500kHz

Note:

- PSD = power spectral density that the same method as used to determine the conducted output power shall be used to determine the power spectral density. And power spectral density in dBm/MHz
- G_{TX} = the maximum transmitting antenna directional gain in dBi.
- Directional Gain = $10 \log[(10^{G1/20} + 10^{G2/20} + \dots + 10^{Gn/20})^2 / Nant]$ dBi.
Nant: Number of Transmit Antennas
 $G1, G2, \dots, Gn$: Gain of Individual Antennas
- Method a) of power density measurement of KDB 662911 is using for calculating total power density. Total power density is summing entire spectra across corresponding frequency bins on the various outputs by computer.

Underwriters Laboratories Taiwan Co., Ltd.

Building B and Building E, No. 372-7, Sec. 4, Zhongxing Rd., Zhudong Township, Hsinchu County, Taiwan
Telephone : +886-2-7737-3000
Facsimile (FAX) : +886-3-583-7948

Doc No: 17-EM-F0878 / 6.0



Test procedure

For U-NII-1, U-NII-2A, U-NII-2C band:

Using method as below:

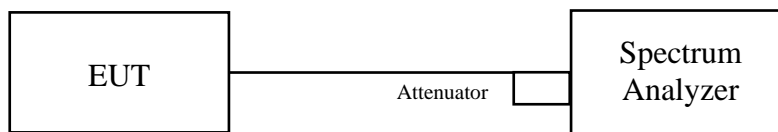
- Set span to encompass the entire emission bandwidth (EBW) of the signal.
- Set RBW = 1 MHz, Set VBW \geq 3 RBW, Detector = RMS
- Sweep time = auto, trigger set to “free run”.
- Trace average at least 100 traces in power averaging mode.
- Record the max value. (if Duty cycle $<$ 98 %, add $10 \log (1/\text{duty cycle})$)

For U-NII-3 band:

Using method as below:

- Set span to encompass the entire emission bandwidth (EBW) of the signal.
- Set RBW = 300 kHz, Set VBW \geq 1 MHz, Detector = RMS
- Use the peak marker function to determine the maximum power level in any 300 kHz band segment within the fundamental EBW.
- Scale the observed power level to an equivalent value in 500 kHz by adjusting (reducing) the measured power by a bandwidth correction factor (BWCF) where $\text{BWCF} = 10 \log (500 \text{ kHz}/300\text{kHz})$
- Sweep time = auto, trigger set to “free run”.
- Trace average at least 100 traces in power averaging mode.
- Record the max value. (if Duty cycle $<$ 98 %, add $10 \log (1/\text{duty cycle})$)

Test Setup



The loss between RF output port of the EUT and the input port of the Spectrum Analyzer has been taken into consideration.

Underwriters Laboratories Taiwan Co., Ltd.

Building B and Building E, No. 372-7, Sec. 4, Zhongxing Rd., Zhudong Township, Hsinchu County, Taiwan

Telephone :+886-2-7737-3000

Facsimile (FAX) :+886-3-583-7948

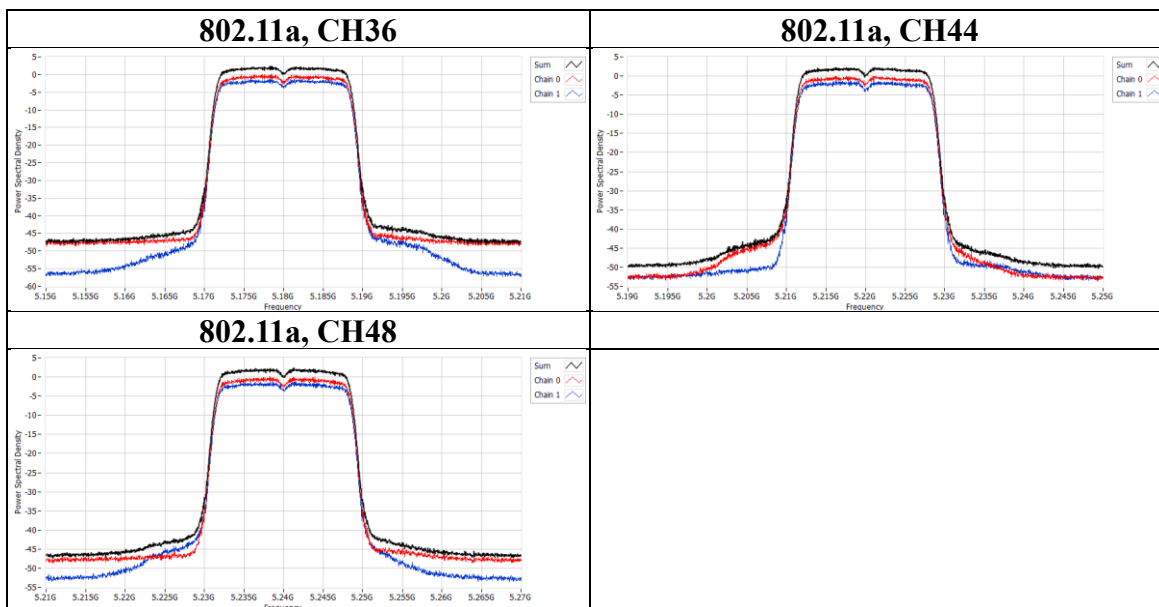
Doc No: 17-EM-F0878 / 6.0



Test Data

Mode (U-NII-1)	CH	Freq (MHz)	Directional Gain (dBi)	Total PSD (dBm/MHz)	Limit (dBm/MHz)	Result
802.11a	36	5180	8.08	2.39	8.92	Pass
	44	5220	8.08	2.28	8.92	Pass
	48	5240	8.08	2.34	8.92	Pass

Mode (U-NII-1)	CH	Freq (MHz)	PSD per Chain (dBm/MHz)	
			Chain 0	Chain 1
802.11a	36	5180	0.099	-1.117
	44	5220	0.008	-1.263
	48	5240	0.108	-1.108



Underwriters Laboratories Taiwan Co., Ltd.

Building B and Building E, No. 372-7, Sec. 4, Zhongxing Rd., Zhudong Township, Hsinchu County, Taiwan

Telephone :+886-2-7737-3000

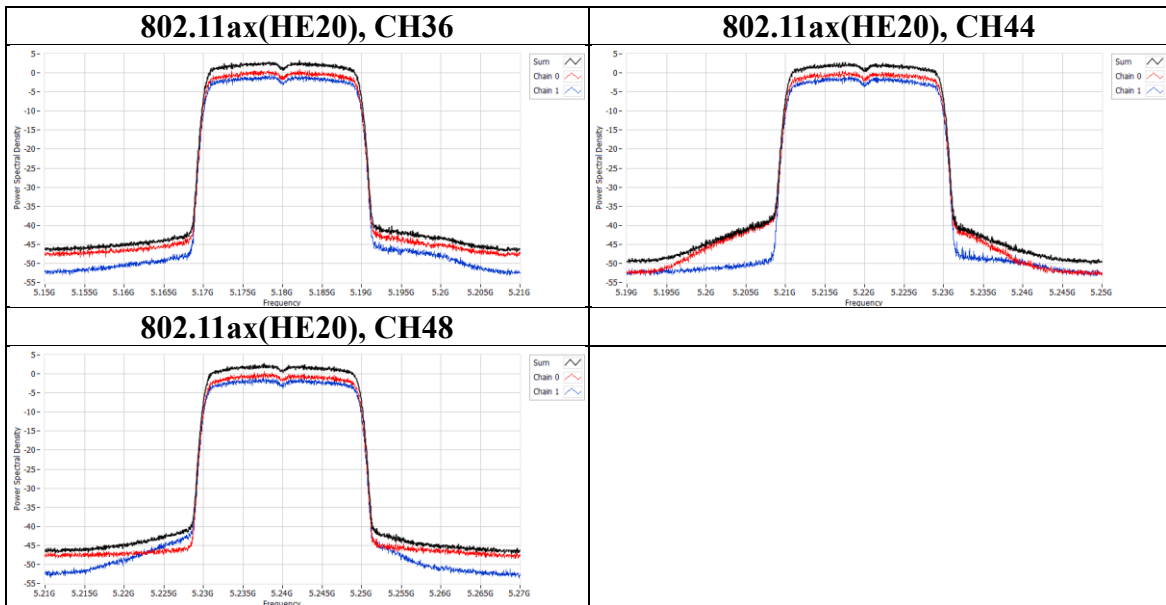
Facsimile (FAX) :+886-3-583-7948

Doc No: 17-EM-F0878 / 6.0



Mode (U-NII-1)	CH	Freq (MHz)	Directional Gain (dBi)	Total PSD (dBm/MHz)	Limit (dBm/MHz)	Result
802.11ax(HE20)	36	5180	8.08	3.25	8.92	Pass
	44	5220	8.08	2.75	8.92	Pass
	48	5240	8.08	2.75	8.92	Pass

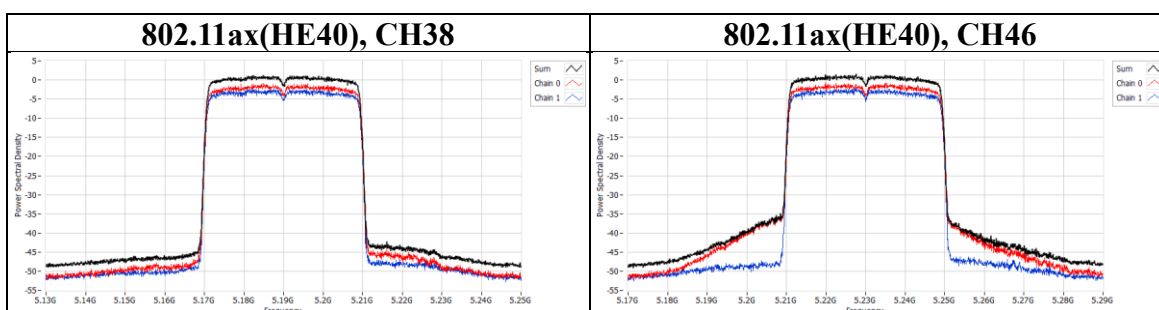
Mode (U-NII-1)	CH	Freq (MHz)	PSD per Chain (dBm/MHz)	
			Chain 0	Chain 1
802.11ax(HE20)	36	5180	0.996	-0.562
	44	5220	0.605	-0.917
	48	5240	0.692	-0.844





Mode (U-NII-1)	CH	Freq (MHz)	Directional Gain (dBi)	Total PSD (dBm/MHz)	Limit (dBm/MHz)	Result
802.11ax(HE40)	38	5190	8.08	1.29	8.92	Pass
	46	5230	8.08	1.51	8.92	Pass

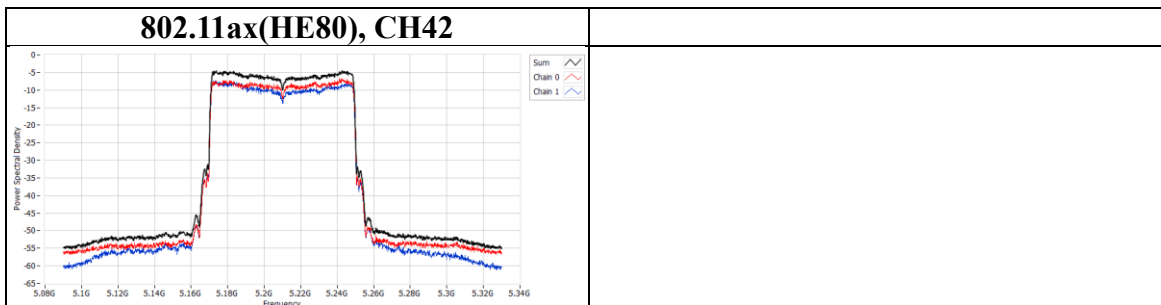
Mode (U-NII-1)	CH	Freq (MHz)	PSD per Chain (dBm/MHz)	
			Chain 0	Chain 1
802.11ax(HE40)	38	5190	-0.927	-2.265
	46	5230	-0.618	-1.81





Mode (U-NII-1)	CH	Freq (MHz)	Directional Gain (dBi)	Total PSD (dBm/MHz)	Limit (dBm/MHz)	Result
802.11ax(H E80)	42	5210	8.08	-4.51	8.92	Pass

Mode (U-NII-1)	CH	Freq (MHz)	PSD per Chain (dBm/MHz)	
			Chain 0	Chain 1
802.11ax(HE80)	42	5210	-6.771	-7.289



Underwriters Laboratories Taiwan Co., Ltd.

Building B and Building E, No. 372-7, Sec. 4, Zhongxing Rd., Zhudong Township, Hsinchu County, Taiwan

Telephone :+886-2-7737-3000

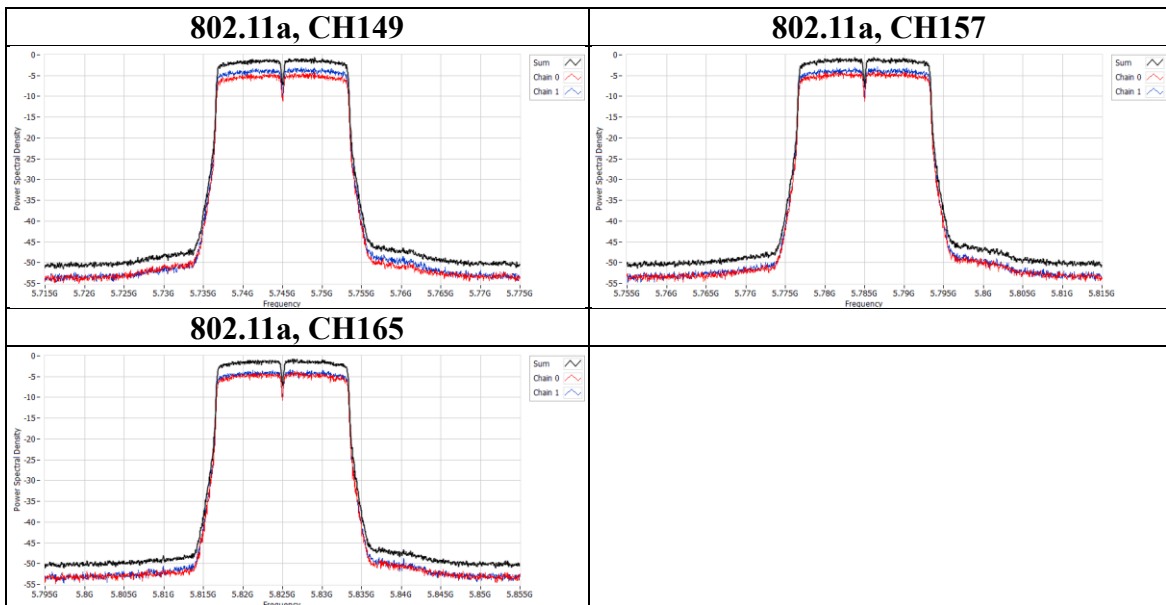
Facsimile (FAX) :+886-3-583-7948

Doc No: 17-EM-F0878 / 6.0



Mode (U-NII-3)	CH	Freq (MHz)	BWCF	Directional Gain (dBi)	Total PSD (dBm/500kHz)	Limit (dBm/500kHz)	Result
802.11a	149	5745	2.22	8.08	1.61	27.92	Pass
	157	5785	2.22	8.08	1.57	27.92	Pass
	165	5825	2.22	8.08	1.48	27.92	Pass

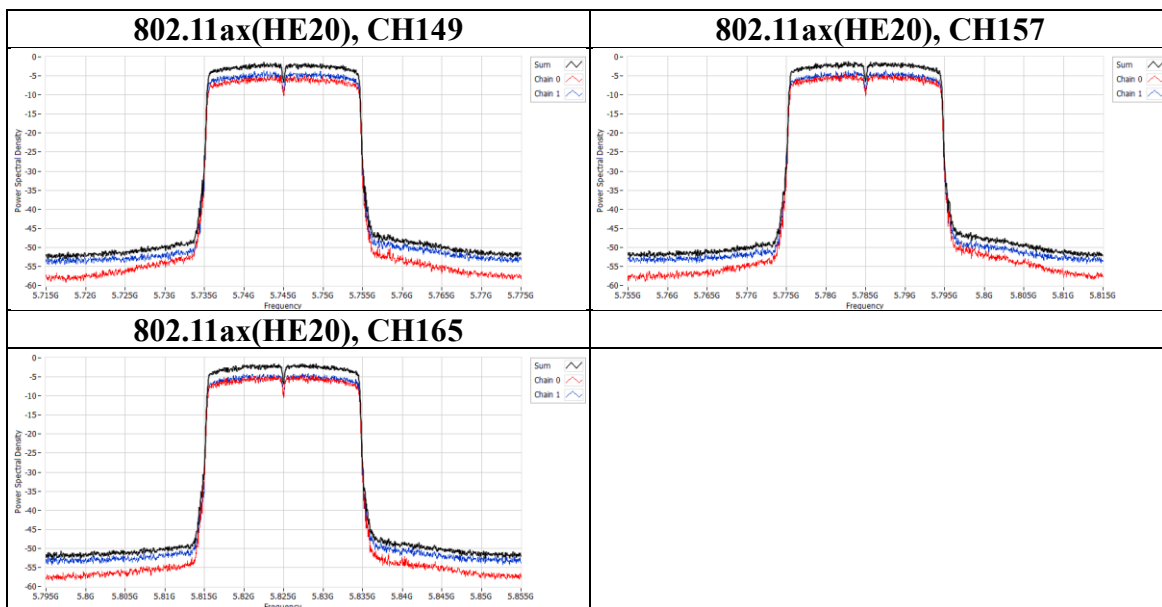
Mode (U-NII-3)	CH	Freq (MHz)	PSD per Chain (dBm/MHz)	
			Chain 0	Chain 1
802.11a	149	5745	-4.08	-2.943
	157	5785	-3.931	-2.857
	165	5825	-3.812	-3.362





Mode (U-NII-3)	CH	Freq (MHz)	BWCF	Directional Gain (dBi)	Total PSD (dBm/500kHz)	Limit (dBm/500kHz)	Result
802.11ax(HE20)	149	5745	2.22	8.08	0.80	27.92	Pass
	157	5785	2.22	8.08	1.05	27.92	Pass
	165	5825	2.22	8.08	0.71	27.92	Pass

Mode (U-NII-3)	CH	Freq (MHz)	PSD per Chain (dBm/MHz)	
			Chain 0	Chain 1
802.11ax(HE20)	149	5745	-4.774	-3.561
	157	5785	-4.142	-3.441
	165	5825	-4.402	-4.094

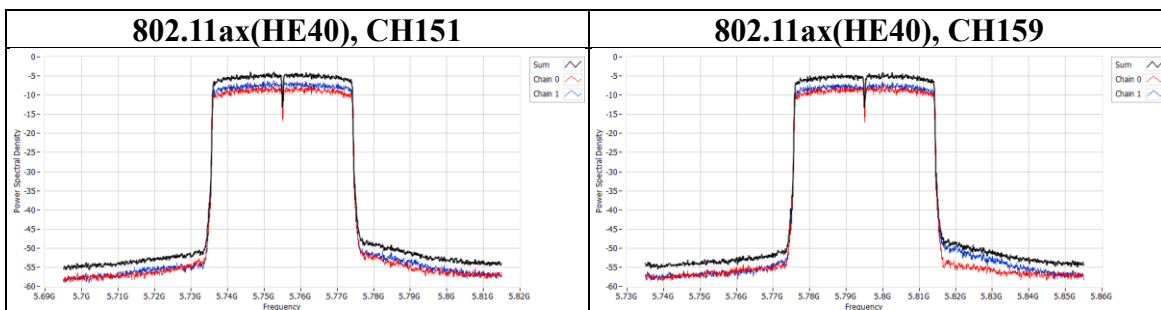




Test report No. : 4790327571-US-R0-V0
Page : 58 of 101
Issued date : 2022/5/18
FCC ID : NDD9578222102

Mode (U-NII-3)	CH	Freq (MHz)	BWCF	Directional Gain (dBi)	Total PSD (dBm/500kHz)	Limit (dBm/500kHz)	Result
802.11ax(HE40)	151	5755	2.22	8.08	-1.72	27.92	Pass
	159	5795	2.22	8.08	-1.83	27.92	Pass

Mode (U-NII-3)	CH	Freq (MHz)	PSD per Chain (dBm/MHz)	
			Chain 0	Chain 1
802.11ax(HE40)	151	5755	-7.313	-6.233
	159	5795	-7.299	-6.507



Underwriters Laboratories Taiwan Co., Ltd.

Building B and Building E, No. 372-7, Sec. 4, Zhongxing Rd., Zhudong Township, Hsinchu County, Taiwan

Telephone :+886-2-7737-3000

Facsimile (FAX) :+886-3-583-7948

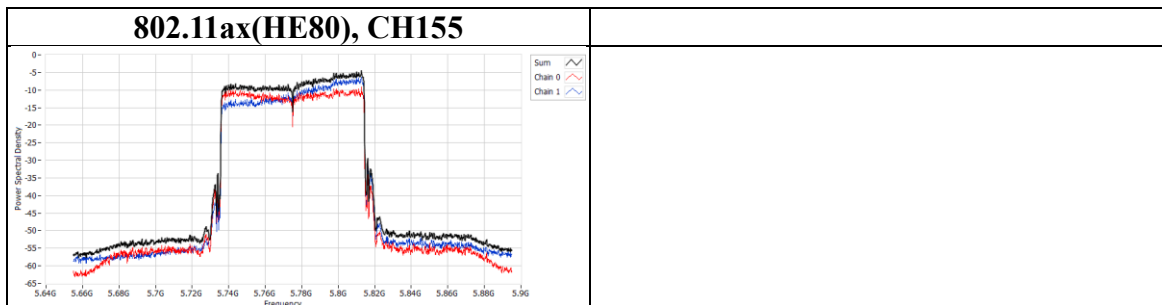
Doc No: 17-EM-F0878 / 6.0



Test report No. : 4790327571-US-R0-V0
Page : 59 of 101
Issued date : 2022/5/18
FCC ID : NDD9578222102

Mode (U-NII-3)	CH	Freq (MHz)	BWCF	Directional Gain (dBi)	Total PSD (dBm/500kHz)	Limit (dBm/500kHz)	Result
802.11ax(HE80)	155	5775	2.22	8.08	-2.27	27.92	Pass

Mode (U-NII-3)	CH	Freq (MHz)	PSD per Chain (dBm/MHz)	
			Chain 0	Chain 1
802.11ax(HE80)	155	5775	-9.134	-6.314



Underwriters Laboratories Taiwan Co., Ltd.

Building B and Building E, No. 372-7, Sec. 4, Zhongxing Rd., Zhudong Township, Hsinchu County, Taiwan

Telephone :+886-2-7737-3000

Facsimile (FAX) :+886-3-583-7948

Doc No: 17-EM-F0878 / 6.0

9.6. Frequency Stability

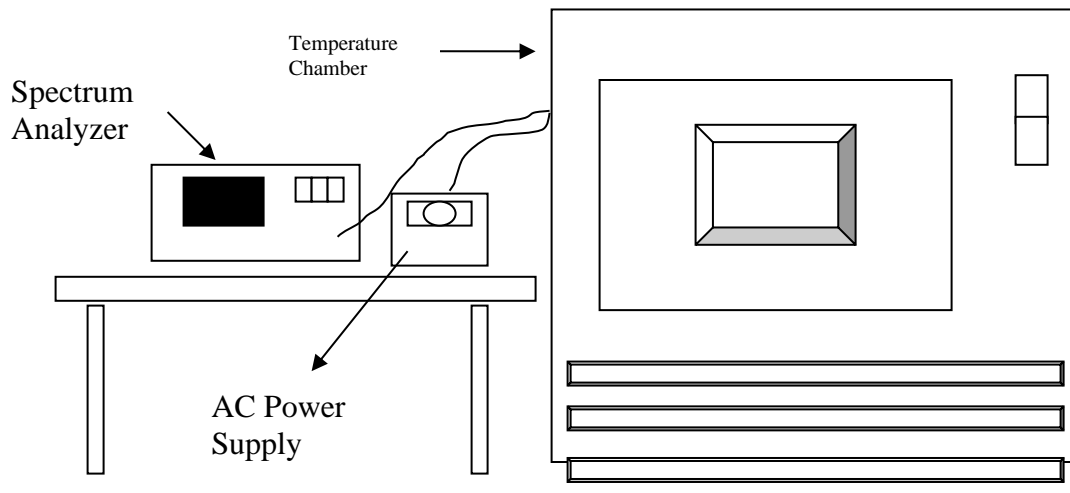
Requirements

The frequency of the carrier signal shall be maintained within band of operation.

Test procedure

- The EUT was placed inside the environmental test chamber and powered by nominal AC voltage.
- Turn the EUT on and couple its output to a spectrum analyzer.
- Turn the EUT off and set the chamber to the highest temperature specified.
- Allow sufficient time (approximately 30 min) for the temperature of the chamber to stabilize, turn the EUT on and measure the operating frequency after 2, 5, and 10 Minutes.
- Repeat step 2 and 3 with the temperature chamber set to the lowest temperature.
- The test chamber was allowed to stabilize at +20 degree C for a minimum of 30 Minutes. The supply voltage was then adjusted on the EUT from 85% to 115% and the frequency record.

Test Setup





Test Data

Frequency Stability Versus Temp.									
Operating Frequency: 5180 MHz									
TEMP. (°C)	Power Supply (Vac)	0 Minute		2 Minute		5 Minute		10 Minute	
		Measured Frequency (MHz)	Freq. Drift (ppm)	Measured Frequency (MHz)	Freq. Drift (ppm)	Measured Frequency (MHz)	Freq. Drift (ppm)	Measured Frequency (MHz)	Freq. Drift (ppm)
50	120	5179.9991	-0.17	5179.9983	-0.33	5179.999	-0.19	5180.0007	0.14
40	120	5180.0039	0.75	5180.0025	0.48	5180.0007	0.14	5180.003	0.58
30	120	5179.9884	-2.24	5179.9898	-1.97	5179.9887	-2.18	5179.9889	-2.14
20	120	5179.994	-1.16	5179.9927	-1.41	5179.9939	-1.18	5179.9951	-0.95
10	120	5179.9747	-4.88	5179.9777	-4.31	5179.975	-4.83	5179.9781	-4.23
0	120	5180.0197	3.80	5180.0204	3.94	5180.0197	3.80	5180.0174	3.36
-10	120	5179.9907	-1.80	5179.9895	-2.03	5179.988	-2.32	5179.9882	-2.28
-20	120	5179.9804	-3.78	5179.9805	-3.76	5179.9813	-3.61	5179.9784	-4.17
-30	120	5179.9781	-4.23	5179.9764	-4.56	5179.9775	-4.34	5179.9749	-4.85
TEMP. (°C)	Power Supply (Vac)	0 Minute		2 Minute		5 Minute		10 Minute	
		Measured Frequency (MHz)	Freq. Drift (ppm)	Measured Frequency (MHz)	Freq. Drift (ppm)	Measured Frequency (MHz)	Freq. Drift (ppm)	Measured Frequency (MHz)	Freq. Drift (ppm)
20	138	5179.9936	-1.24	5179.9928	-1.39	5179.993	-1.35	5179.996	-0.77
20	120	5179.994	-1.16	5179.9927	-1.41	5179.9939	-1.18	5179.9951	-0.95
20	102	5179.995	-0.97	5179.9917	-1.60	5179.9939	-1.18	5179.9948	-1.00

Underwriters Laboratories Taiwan Co., Ltd.

Building B and Building E, No. 372-7, Sec. 4, Zhongxing Rd., Zhudong Township, Hsinchu County, Taiwan

Telephone : +886-2-7737-3000

Facsimile (FAX) : +886-3-583-7948

Doc No: 17-EM-F0878 / 6.0



9.7. Radiated Spurious Emission

Requirements

Radiated emissions which fall in the restricted bands must comply with the radiated emission limits specified as below table.

Frequency(MHz)	Field strength (microvolts/meter)	Measurement distance (meters)
0.009-0.490	2400/F(kHz)	300
0.490-1.705	24000/F(kHz)	30
1.705-30.0	30	30
30-88	100	3
88-216	150	3
216-960	200	3
Above 960	500	3

NOTE:

1. The lower limit shall apply at the transition frequencies.
2. Emission level (dBuV/m) = 20 log Emission level (uV/m).
3. For frequencies above 1000MHz, the field strength limits are based on average detector, however, the peak field strength of any emission shall not exceed the maximum permitted average limits, specified above by more than 20dB under any condition of modulation.

Underwriters Laboratories Taiwan Co., Ltd.

Building B and Building E, No. 372-7, Sec. 4, Zhongxing Rd., Zhudong Township, Hsinchu County, Taiwan

Telephone :+886-2-7737-3000

Facsimile (FAX) :+886-3-583-7948

Doc No: 17-EM-F0878 / 6.0



Limits of unwanted emission out of the restricted bands

Applicable To		Limit	
789033 D02 General UNII Test Procedure New Rules v02r01		Field Strength at 3m	
		PK:74 (dBμV/m)	AV:54 (dBμV/m)
Frequency Band	Applicable To	EIRP Limit	Equivalent Field Strength at 3m
5150~5250 MHz	15.407(b)(1)	PK:-27 (dBm/MHz)	PK:68.2(dBμV/m)
5250~5350 MHz	15.407(b)(2)		
5470~5725 MHz	15.407(b)(3)		
5725~5850 MHz	15.407(b)(4)(i)	PK:-27 (dBm/MHz) ^{*1} PK:10 (dBm/MHz) ^{*2} PK:15.6 (dBm/MHz) ^{*3} PK:27 (dBm/MHz) ^{*4}	PK: 68.2(dBμV/m) ^{*1} PK:105.2 (dBμV/m) ^{*2} PK: 110.8(dBμV/m) ^{*3} PK:122.2 (dBμV/m) ^{*4}
<p>*1 beyond 75 MHz or more above of the band edge. *2 below the band edge increasing linearly to 10 dBm/MHz at 25 MHz above. *3 below the band edge increasing linearly to a level of 15.6 dBm/MHz at 5 MHz above. *4 from 5 MHz above or below the band edge increasing linearly to a level of 27 dBm/MHz at the band edge.</p>			

Note:

The following formula is used to convert the effective isotropic radiated power (eirp) to field strength:

$$E = \frac{1000000\sqrt{30P}}{3} \mu\text{V/m, where P is the eirp (Watts).}$$

Underwriters Laboratories Taiwan Co., Ltd.

Building B and Building E, No. 372-7, Sec. 4, Zhongxing Rd., Zhudong Township, Hsinchu County, Taiwan

Telephone :+886-2-7737-3000

Facsimile (FAX) :+886-3-583-7948

Doc No: 17-EM-F0878 / 6.0



Test Procedures

[For 9 kHz ~ 30 MHz]

- a. The EUT was placed on the top of a rotating table 0.8 meters above the ground at a 3 meter chamber room. The table was rotated 360 degrees to determine the position of the highest radiation.
- b. The EUT was set 3 meters away from the interference-receiving antenna, which was mounted on the top of a variable-height antenna tower.
- c. Parallel, perpendicular, and ground-parallel orientations of the antenna are set to make the measurement.
- d. For each suspected emission, the EUT was arranged to its worst case and the rotatable table was turned from 0 degrees to 360 degrees to find the maximum reading.
- e. For measurement below 30MHz, the initial step in collecting conducted emission data is a spectrum analyzer peak detector mode pre-scanning the measurement frequency range. Significant peaks are then marked and then Quasi Peak detector mode re-measured. If the emission level of the EUT measured by the peak detector is lower than the applicable limit, the peak emission level will be reported. Otherwise, the emission measurement will be repeated using the quasi-peak detector and reported.

NOTE:

1. The resolution bandwidth and video bandwidth of test receiver/spectrum analyzer is 9kHz at frequency below 30MHz.

[For above 30 MHz]

- a. The EUT was placed on the top of a rotating table 0.8 meters (for 30MHz ~ 1GHz) / 1.5 meters (for above 1GHz) above the ground at 3 meter chamber room for test. The table was rotated 360 degrees to determine the position of the highest radiation.
- b. The EUT was set 3 meters away from the interference-receiving antenna, which was mounted on the top of a variable-height antenna tower.
- c. The height of antenna is varied from one meter to four meters above the ground to determine the maximum value of the field strength. Both horizontal and vertical polarizations of the antenna are set to make the measurement.
- d. For each suspected emission, the EUT was arranged to its worst case and then the antenna was tuned to heights from 1 meter to 4 meters and the rotatable table was turned from 0 degrees to 360 degrees to find the maximum reading.
- e. For measurement below 1GHz, the initial step in collecting conducted emission data is a spectrum analyzer peak detector mode pre-scanning the measurement frequency range. Significant peaks are then marked and then Quasi Peak detector mode re-measured. If the emission level of the EUT measured by the peak detector is lower than the applicable limit, the peak emission level will be reported. Otherwise, the emission measurement will be repeated using the quasi-peak detector and reported.
- f. The test-receiver system was set to peak and average detects function and specified bandwidth with maximum hold mode when the test frequency is above 1 GHz. If the peak reading value also meets average limit, measurement with the average detector is unnecessary.

Underwriters Laboratories Taiwan Co., Ltd.

Building B and Building E, No. 372-7, Sec. 4, Zhongxing Rd., Zhudong Township, Hsinchu County, Taiwan

Telephone : +886-2-7737-3000

Facsimile (FAX) : +886-3-583-7948

Doc No: 17-EM-F0878 / 6.0



Note:

- The resolution bandwidth and video bandwidth of test receiver/spectrum analyzer is 120kHz for Quasi-peak detection (QP) at frequency below 1GHz.
- The resolution bandwidth of test receiver/spectrum analyzer is 1 MHz and the video bandwidth is 3 MHz for Peak detection (PK) at frequency above 1GHz.
- The resolution bandwidth of test receiver/spectrum analyzer is 1MHz and the video bandwidth is $\geq 1/T$ (Duty cycle $< 98\%$) or 10Hz (Duty cycle $\geq 98\%$) for Average detection (AV) at frequency above 1GHz.

Configuration	Average	
	RBW	VBW
802.11a	1MHz	1kHz
802.11ax(HE20)		2kHz
802.11ax(HE40)		3kHz
802.11ax(HE80)		5.1kHz

Note: Refer to section 6.6 for duty cycle.

- All modes of operation were investigated (includes all external accessories) and the worst-case emissions are reported, the other emission levels were low against the limit.
- Test data of Result value (dBuV/m) = Reading value (dBuV/m) + Correction Factor (dB/m).
- Test data of Margin(dB) = Result value (dBuV/m) - Limit value (dBuV/m).
- Test data of Correction Factor (dB/m) = Antenna Factor (dBuV/m) + Cable Loss (dB) - Preamp Factor (dB).
- Test data of Notation "@" = Fundamental Frequency
- Test data of Notation "*" = Only required peak limit or the peak result under 20 dB above and complies with AVG limit, AVG result is deemed to comply with AVG limit.

Underwriters Laboratories Taiwan Co., Ltd.

Building B and Building E, No. 372-7, Sec. 4, Zhongxing Rd., Zhudong Township, Hsinchu County, Taiwan

Telephone :+886-2-7737-3000

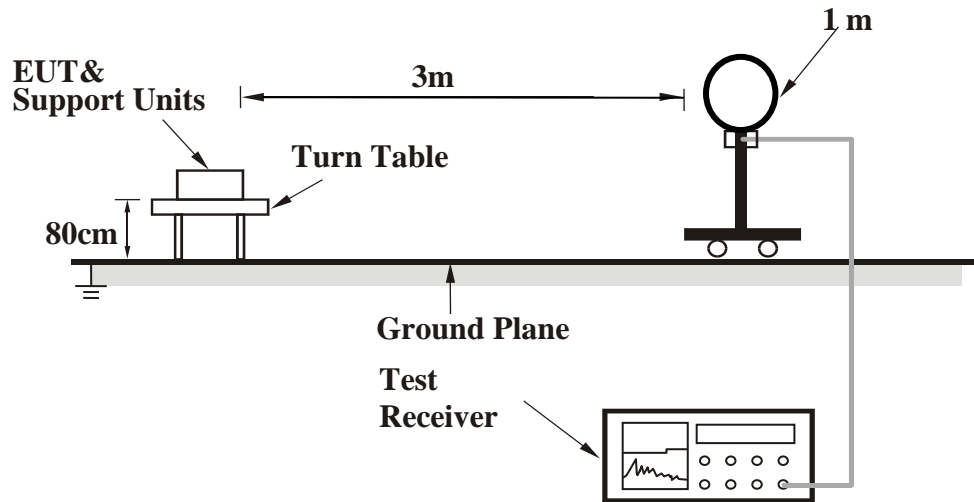
Facsimile (FAX) :+886-3-583-7948

Doc No: 17-EM-F0878 / 6.0

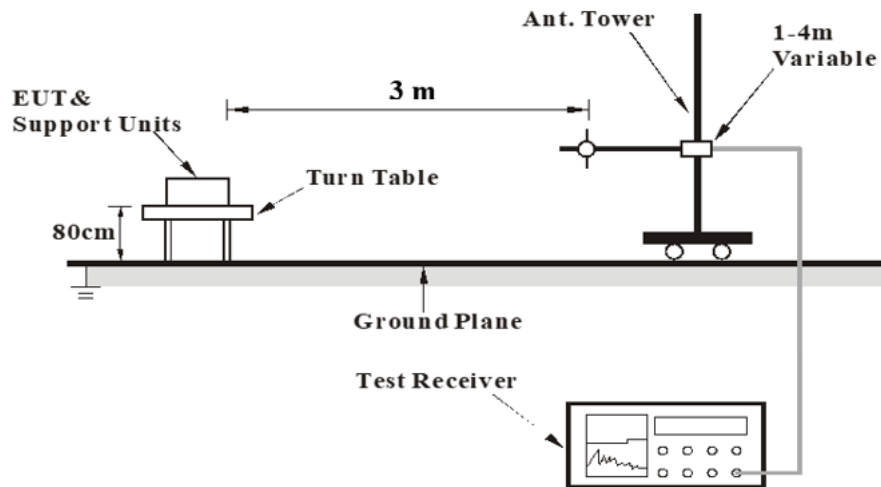


Test Setup

<Frequency Range 9 kHz ~ 30 MHz>



<Frequency Range 30 MHz ~ 1 GHz >



Underwriters Laboratories Taiwan Co., Ltd.

Building B and Building E, No. 372-7, Sec. 4, Zhongxing Rd., Zhudong Township, Hsinchu County, Taiwan

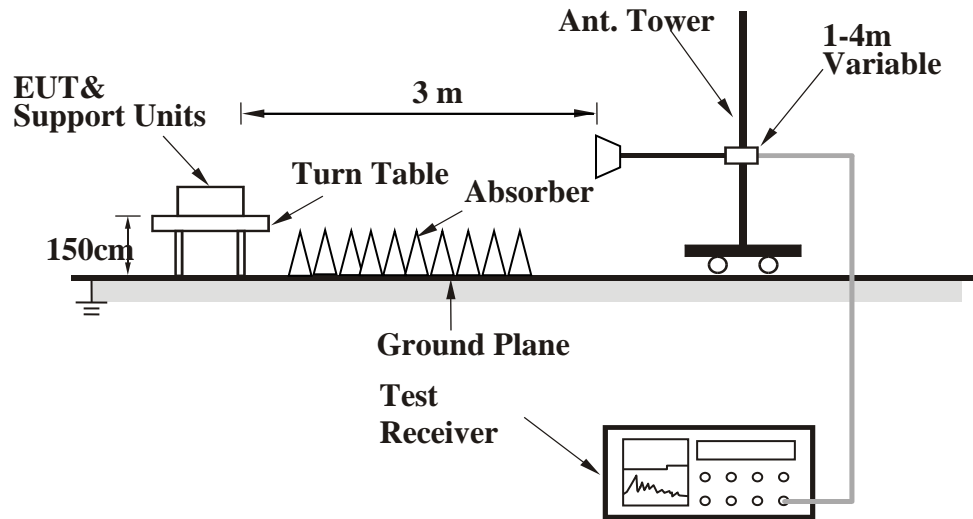
Telephone : +886-2-7737-3000

Facsimile (FAX) : +886-3-583-7948

Doc No: 17-EM-F0878 / 6.0



<Frequency Range above 1 GHz>



For the actual test configuration, please refer to the Setup Configurations.

Underwriters Laboratories Taiwan Co., Ltd.

Building B and Building E, No. 372-7, Sec. 4, Zhongxing Rd., Zhudong Township, Hsinchu County, Taiwan

Telephone : +886-2-7737-3000

Facsimile (FAX) : +886-3-583-7948

Doc No: 17-EM-F0878 / 6.0



Test report No. : 4790327571-US-R0-V0
Page : 68 of 101
Issued date : 2022/5/18
FCC ID : NDD9578222102

Test Data

Above 1 GHz

Mode	802.11a	Channel	36
------	---------	---------	----

Polarization	Notation	Frequency (MHz)	Reading (dBuV)	Correct (dB/m)	Result (dBuV/m)	Limit (dBuV/m)	Margin (dB)	Remark
Horizontal		5149.1	48.72	19.4	68.12	74	-5.88	PK
		5149.8	32.67	19.4	52.07	54	-1.93	AVG
	@	5180	94.96	19.31	114.27	N/A	N/A	PK
	@	5180	84.3	19.31	103.61	N/A	N/A	AVG
	*	10360	34.52	17.51	52.03	68.2	-16.17	PK
		15540	33.47	23.06	56.53	74	-17.47	PK
		15540	23.31	23.06	46.37	54	-7.63	AVG
Vertical		5040.95	37.02	19.01	56.03	74	-17.97	PK
		5094.5	29.9	19.4	49.3	54	-4.7	AVG
	@	5180	83.71	19.31	103.02	N/A	N/A	PK
	@	5180	77.96	19.31	97.27	N/A	N/A	AVG
	*	10360	40.04	17.51	57.55	68.2	-10.65	PK
		15540	37.64	23.06	60.7	74	-13.3	PK
		15540	26.66	23.06	49.72	54	-4.28	AVG

Underwriters Laboratories Taiwan Co., Ltd.

Building B and Building E, No. 372-7, Sec. 4, Zhongxing Rd., Zhudong Township, Hsinchu County, Taiwan

Telephone :+886-2-7737-3000

Facsimile (FAX) :+886-3-583-7948

Doc No: 17-EM-F0878 / 6.0