


# **Test setup photos of EUT**


## 1. Orthogonal plane of EUT

- The testing was set in the three orthogonal planes and measured for each position (X, Y, Z).

### X-axis




### Y-axis




**Model Name: LTD-VL3000**

**Z-axis**




**Model Name: LTD-VL3000**

## 2. Photos of Radiated Spurious Emission Test (Below 1 GHz)



**Model Name: LTD-VL3000**

### 3. Photo of Radiated Spurious Emission Test (Above 1 GHz)



**Model Name: LTD-VL3000**



#### 4. Photo of Conducted test



**Model Name: LTD-VL3000**