

## TEST REPORT

**Application No.:** SZEM2001000108CR  
**Applicant:** ZKTECO CO.,LTD.  
**Address of Applicant:** No.26,Pingshan 188 Industry zone,Tangxia Town,Dongguan City,Guangdong Province,China 523728  
**Manufacturer:** ZKTECO CO.,LTD.  
**Address of Manufacturer:** No.26,Pingshan 188 Industry zone,Tangxia Town,Dongguan City,Guangdong Province,China 523728  
**Factory:** ZKTECO CO.,LTD.  
**Address of Factory:** No.26,Pingshan 188 Industry zone,Tangxia Town,Dongguan City,Guangdong Province,China 523728  
**Equipment Under Test (EUT):**  
**EUT Name:** Smart Identification Terminal  
**Model No.:** MB560-VL, MB40-VL ♣  
 ♣ Please refer to section 2 of this report which indicates which model was actually tested and which were electrically identical.  
**FCC ID:** 2AJ9T-MBM  
**Standard(s) :** 47 CFR Part 15, Subpart C 15.247  
**Date of Receipt:** 2020-01-03  
**Date of Test:** 2020-01-03 to 2020-05-28  
**Date of Issue:** 2020-06-01

<b>Test Result:</b>	<b>Pass*</b>
---------------------	--------------

\* In the configuration tested, the EUT complied with the standards specified above.



*Keny Xu*

Keny Xu  
 EMC Laboratory Manager



Unless otherwise agreed in writing, this document is issued by the Company subject to its General Conditions of Service printed overleaf, available on request or accessible at <http://www.sgs.com/en/Terms-and-Conditions.aspx> and, for electronic format documents, subject to Terms and Conditions for Electronic Documents at <http://www.sgs.com/en/Terms-and-Conditions/Terms-e-Documents.aspx>. Attention is drawn to the limitation of liability, indemnification and jurisdiction issues defined therein. Any holder of this document is advised that information contained hereon reflects the Company's findings at the time of its intervention only and within the limits of Client's instructions, if any. The Company's sole responsibility is to its Client and this document does not exonerate parties to a transaction from exercising all their rights and obligations under the transaction documents. This document cannot be reproduced except in full, without prior written approval of the Company. Any unauthorized alteration, forgery or falsification of the content or appearance of this document is unlawful and offenders may be prosecuted to the fullest extent of the law. Unless otherwise stated the results shown in this test report refer only to the sample(s) tested and such sample(s) are retained for 30 days only.  
 Attention: To check the authenticity of testing /inspection report & certificate, please contact us at telephone: (86-755) 8307 1443, or email: [CN.Doccheck@sgs.com](mailto:CN.Doccheck@sgs.com)

Revision Record				
Version	Chapter	Date	Modifier	Remark
01		2020-06-01		Original

Authorized for issue by:			
			
		<hr/> Damon Su /Project Engineer	
			
		<hr/> Eric Fu /Reviewer	



Unless otherwise agreed in writing, this document is issued by the Company subject to its General Conditions of Service printed overleaf, available on request or accessible at <http://www.sgs.com/en/Terms-and-Conditions.aspx> and, for electronic format documents, subject to Terms and Conditions for Electronic Documents at <http://www.sgs.com/en/Terms-and-Conditions/Terms-e-Documents.aspx>. Attention is drawn to the limitation of liability, indemnification and jurisdiction issues defined therein. Any holder of this document is advised that information contained hereon reflects the Company's findings at the time of its intervention only and within the limits of Client's instructions, if any. The Company's sole responsibility is to its Client and this document does not exonerate parties to a transaction from exercising all their rights and obligations under the transaction documents. This document cannot be reproduced except in full, without prior written approval of the Company. Any unauthorized alteration, forgery or falsification of the content or appearance of this document is unlawful and offenders may be prosecuted to the fullest extent of the law. Unless otherwise stated the results shown in this test report refer only to the sample(s) tested and such sample(s) are retained for 30 days only.

Attention: To check the authenticity of testing /inspection report & certificate, please contact us at telephone: (86-755) 8307 1443, or email: [CN.Doccheck@sgs.com](mailto:CN.Doccheck@sgs.com)

## 2 Test Summary

Radio Spectrum Technical Requirement				
Item	Standard	Method	Requirement	Result
Antenna Requirement	47 CFR Part 15, Subpart C 15.247	N/A	47 CFR Part 15, Subpart C 15.203 & 15.247(b)(4)	Pass

Radio Spectrum Matter Part				
Item	Standard	Method	Requirement	Result
Conducted Emissions at AC Power Line (150kHz-30MHz)	47 CFR Part 15, Subpart C 15.247	ANSI C63.10 (2013) Section 6.2	47 CFR Part 15, Subpart C 15.207	Pass
Minimum 6dB Bandwidth	47 CFR Part 15, Subpart C 15.247	ANSI C63.10 (2013) Section 11.8.1	47 CFR Part 15, Subpart C 15.247a(2)	Pass
Conducted Peak Output Power	47 CFR Part 15, Subpart C 15.247	ANSI C63.10 (2013) Section 11.9.1	47 CFR Part 15, Subpart C 15.247(b)(3)	Pass
Power Spectrum Density	47 CFR Part 15, Subpart C 15.247	ANSI C63.10 (2013) Section 11.10.2	47 CFR Part 15, Subpart C 15.247(e)	Pass
Conducted Band Edges Measurement	47 CFR Part 15, Subpart C 15.247	ANSI C63.10 (2013) Section 11.13.3.2	47 CFR Part 15, Subpart C 15.247(d)	Pass
Conducted Spurious Emissions	47 CFR Part 15, Subpart C 15.247	ANSI C63.10 (2013) Section 11.11	47 CFR Part 15, Subpart C 15.247(d)	Pass
Radiated Emissions which fall in the restricted bands	47 CFR Part 15, Subpart C 15.247	ANSI C63.10 (2013) Section 6.10.5	47 CFR Part 15, Subpart C 15.209 & 15.247(d)	Pass
Radiated Spurious Emissions	47 CFR Part 15, Subpart C 15.247	ANSI C63.10 (2013) Section 6.4,6.5,6.6	47 CFR Part 15, Subpart C 15.209 & 15.247(d)	Pass

### Declaration of EUT Family Grouping:

Model No.: MB560-VL, MB40-VL

Only the model MB560-VL was tested, since the electrical circuit design, layout, components used, internal wiring and functions were identical for the above models, with only difference on model.



Unless otherwise agreed in writing, this document is issued by the Company subject to its General Conditions of Service printed overleaf, available on request or accessible at <http://www.sgs.com/en/Terms-and-Conditions.aspx> and, for electronic format documents, subject to Terms and Conditions for Electronic Documents at <http://www.sgs.com/en/Terms-and-Conditions/Terms-e-Documents.aspx>. Attention is drawn to the limitation of liability, indemnification and jurisdiction issues defined therein. Any holder of this document is advised that information contained hereon reflects the Company's findings at the time of its intervention only and within the limits of Client's instructions, if any. The Company's sole responsibility is to its Client and this document does not exonerate parties to a transaction from exercising all their rights and obligations under the transaction documents. This document cannot be reproduced except in full, without prior written approval of the Company. Any unauthorized alteration, forgery or falsification of the content or appearance of this document is unlawful and offenders may be prosecuted to the fullest extent of the law. Unless otherwise stated the results shown in this test report refer only to the sample(s) tested and such sample(s) are retained for 30 days only.  
Attention: To check the authenticity of testing / inspection report and certificate, please contact us at telephone: (86-755) 83071443, or email: [CN.Doccheck@sgs.com](mailto:CN.Doccheck@sgs.com)

SGS-CSTC Standards Technical Services Co., Ltd.  
Shenzhen Branch (China) EMC Laboratory

No.1 Workshop, M-10, Middle Section, Science & Technology Park, Shenzhen, China 518057 t (86-755) 26012053 f (86-755) 26710594 www.sgsgroup.com.cn  
中国·深圳·科技园中区M-10栋一号厂房 邮编: 518057 t (86-755) 26012053 f (86-755) 26710594 sgs.china@sgs.com

### 3 Contents

	Page
<b>1 COVER PAGE .....</b>	<b>1</b>
<b>2 TEST SUMMARY .....</b>	<b>3</b>
<b>3 CONTENTS .....</b>	<b>4</b>
<b>4 GENERAL INFORMATION .....</b>	<b>6</b>
4.1 DETAILS OF E.U.T. ....	6
4.2 DESCRIPTION OF SUPPORT UNITS .....	6
4.3 MEASUREMENT UNCERTAINTY .....	6
4.4 TEST LOCATION .....	7
4.5 TEST FACILITY .....	7
4.6 DEVIATION FROM STANDARDS .....	7
4.7 ABNORMALITIES FROM STANDARD CONDITIONS .....	7
<b>5 EQUIPMENT LIST .....</b>	<b>8</b>
<b>6 RADIO SPECTRUM TECHNICAL REQUIREMENT .....</b>	<b>12</b>
6.1 ANTENNA REQUIREMENT .....	12
6.1.1 Test Requirement: .....	12
6.1.2 Conclusion .....	12
<b>7 RADIO SPECTRUM MATTER TEST RESULTS .....</b>	<b>13</b>
7.1 CONDUCTED EMISSIONS AT AC POWER LINE (150kHz-30MHz) .....	13
7.1.1 E.U.T. Operation .....	14
7.1.2 Test Setup Diagram .....	14
7.1.3 Measurement Procedure and Data .....	14
7.2 MINIMUM 6DB BANDWIDTH .....	17
7.2.1 E.U.T. Operation .....	17
7.2.2 Test Setup Diagram .....	17
7.2.3 Measurement Procedure and Data .....	17
7.3 CONDUCTED PEAK OUTPUT POWER .....	18
7.3.1 E.U.T. Operation .....	19
7.3.2 Test Setup Diagram .....	19
7.3.3 Measurement Procedure and Data .....	19
7.4 POWER SPECTRUM DENSITY .....	20
7.4.1 E.U.T. Operation .....	20
7.4.2 Test Setup Diagram .....	20
7.4.3 Measurement Procedure and Data .....	20
7.5 CONDUCTED BAND EDGES MEASUREMENT .....	21
7.5.1 E.U.T. Operation .....	22
7.5.2 Test Setup Diagram .....	22
7.5.3 Measurement Procedure and Data .....	22
7.6 CONDUCTED SPURIOUS EMISSIONS .....	23
7.6.1 E.U.T. Operation .....	23
7.6.2 Test Setup Diagram .....	23



Unless otherwise agreed in writing, this document is issued by the Company subject to its General Conditions of Service printed overleaf, available on request or accessible at <http://www.sgs.com/en/Terms-and-Conditions.aspx> and, for electronic format documents, subject to Terms and Conditions for Electronic Documents at <http://www.sgs.com/en/Terms-and-Conditions/Terms-e-Documents.aspx>. Attention is drawn to the limitation of liability, indemnification and jurisdiction issues defined therein. Any holder of this document is advised that information contained hereon reflects the Company's findings at the time of its intervention only and within the limits of Client's instructions, if any. The Company's sole responsibility is to its Client and this document does not exonerate parties to a transaction from exercising all their rights and obligations under the transaction documents. This document cannot be reproduced except in full, without prior written approval of the Company. Any unauthorized alteration, forgery or falsification of the content or appearance of this document is unlawful and offenders may be prosecuted to the fullest extent of the law. Unless otherwise stated the results shown in this test report refer only to the sample(s) tested and such sample(s) are retained for 30 days only.

Attention: To check the authenticity of testing / inspection report & certificate, please contact us at telephone: (86-755) 83071443, or email: [CN.Doccheck@sgs.com](mailto:CN.Doccheck@sgs.com)

7.6.3	Measurement Procedure and Data.....	23
7.7	RADIATED EMISSIONS WHICH FALL IN THE RESTRICTED BANDS.....	24
7.7.1	E.U.T. Operation.....	24
7.7.2	Test Setup Diagram.....	24
7.7.3	Measurement Procedure and Data.....	25
7.8	RADIATED SPURIOUS EMISSIONS.....	58
7.8.1	E.U.T. Operation.....	59
7.8.2	Test Setup Diagram.....	59
7.8.3	Measurement Procedure and Data.....	60
8	PHOTOGRAPHS.....	87
8.1	TEST SETUP.....	87
8.2	EUT CONSTRUCTIONAL DETAILS (EUT PHOTOS).....	87
9	APPENDIX.....	88-133



Unless otherwise agreed in writing, this document is issued by the Company subject to its General Conditions of Service printed overleaf, available on request or accessible at <http://www.sgs.com/en/Terms-and-Conditions.aspx> and, for electronic format documents, subject to Terms and Conditions for Electronic Documents at <http://www.sgs.com/en/Terms-and-Conditions/Terms-e-Documents.aspx>. Attention is drawn to the limitation of liability, indemnification and jurisdiction issues defined therein. Any holder of this document is advised that information contained hereon reflects the Company's findings at the time of its intervention only and within the limits of Client's instructions, if any. The Company's sole responsibility is to its Client and this document does not exonerate parties to a transaction from exercising all their rights and obligations under the transaction documents. This document cannot be reproduced except in full, without prior written approval of the Company. Any unauthorized alteration, forgery or falsification of the content or appearance of this document is unlawful and offenders may be prosecuted to the fullest extent of the law. Unless otherwise stated the results shown in this test report refer only to the sample(s) tested and such sample(s) are retained for 30 days only.

Attention: To check the authenticity of testing / inspection report & certificate, please contact us at telephone: (86-755) 8307 1443, or email: [CN.Doccheck@sgs.com](mailto:CN.Doccheck@sgs.com)

SGS-CSTC Standards Technical Services Co., Ltd.  
Shenzhen Branch (China) Center EEC Laboratory

No.1 Workshop, M-10, Middle Section, Science & Technology Park, Shenzhen, China 518057 t (86-755) 26012053 f (86-755) 26710594 www.sgsgroup.com.cn  
中国·深圳·科技园中区M-10栋一号厂房 邮编: 518057 t (86-755) 26012053 f (86-755) 26710594 sgs.china@sgs.com



## 4 General Information

### 4.1 Details of E.U.T.

Power Supply:	DC 12V 1.5A Adapter Model: ADS-26FSG-12 12018EPG Input: AC 100-240V 50/60Hz Output: DC 12V 1.5A.
Operation Frequency:	802.11b/g/n(HT20): 2412MHz to 2462MHz 802.11n(HT40): 2422MHz to 2452MHz
Modulation Type:	802.11b: DSSS (CCK, DQPSK, DBPSK) 802.11g/n: OFDM (64QAM, 16QAM, QPSK, BPSK)
Number of Channels:	802.11b/g/n(HT20):11 802.11n(HT40):7
Channel Spacing:	5MHz
Antenna Gain:	1.78dBi
Antenna Type:	PCB Antenna

### 4.2 Description of Support Units

The EUT has been tested as an independent unit.

### 4.3 Measurement Uncertainty

No.	Item	Measurement Uncertainty
1	Radio Frequency	$\pm 7.25 \times 10^{-8}$
2	Duty cycle	$\pm 0.37\%$
3	Occupied Bandwidth	$\pm 3\%$
4	Conduction emission	$\pm 3.0\text{dB}$ (150kHz to 30MHz)
5	RF conducted power	$\pm 0.75\text{dB}$
6	RF power density	$\pm 2.84\text{dB}$
7	Conducted Spurious emissions	$\pm 0.75\text{dB}$
8	RF Radiated power	$\pm 4.5\text{dB}$ (Below 1GHz)
		$\pm 4.8\text{dB}$ (Above 1GHz)
9	Radiated Spurious emission test	$\pm 4.5\text{dB}$ (Below 1GHz)
		$\pm 4.8\text{dB}$ (Above 1GHz)
10	Temperature test	$\pm 1^\circ\text{C}$
11	Humidity test	$\pm 3\%$
12	Supply voltages	$\pm 1.5\%$
13	Time	$\pm 3\%$

#### 4.4 Test Location

All tests were performed at:

SGS-CSTC Standards Technical Services Co., Ltd., Shenzhen Branch

No. 1 Workshop, M-10, Middle Section, Science & Technology Park, Shenzhen, Guangdong, China. 518057.

Tel: +86 755 2601 2053 Fax: +86 755 2671 0594

No tests were sub-contracted.

#### 4.5 Test Facility

The test facility is recognized, certified, or accredited by the following organizations:

- **A2LA (Certificate No. 3816.01)**

SGS-CSTC Standards Technical Services Co., Ltd., Shenzhen EMC Laboratory is accredited by the American Association for Laboratory Accreditation(A2LA). Certificate No. 3816.01.

- **VCCI**

The 3m Fully-anechoic chamber for above 1GHz, 10m Semi-anechoic chamber for below 1GHz, Shielded Room for Mains Port Conducted Interference Measurement and Telecommunication Port Conducted Interference Measurement of SGS-CSTC Standards Technical Services Co., Ltd. have been registered in accordance with the Regulations for Voluntary Control Measures with Registration No.: G-20026, R-14188, C-12383 and T-11153 respectively.

- **FCC –Designation Number: CN1178**

SGS-CSTC Standards Technical Services Co., Ltd., Shenzhen EMC Laboratory has been recognized as an accredited testing laboratory.

Designation Number: CN1178. Test Firm Registration Number: 406779.

- **Innovation, Science and Economic Development Canada**

SGS-CSTC Standards Technical Services Co., Ltd., Shenzhen EMC Laboratory has been recognized by ISED as an accredited testing laboratory.

CAB identifier: CN0006.

IC#: 4620C.

#### 4.6 Deviation from Standards

None

#### 4.7 Abnormalities from Standard Conditions

None



Unless otherwise agreed in writing, this document is issued by the Company subject to its General Conditions of Service printed overleaf, available on request or accessible at <http://www.sgs.com/en/Terms-and-Conditions.aspx> and, for electronic format documents, subject to Terms and Conditions for Electronic Documents at <http://www.sgs.com/en/Terms-and-Conditions/Terms-e-Documents.aspx>. Attention is drawn to the limitation of liability, indemnification and jurisdiction issues defined therein. Any holder of this document is advised that information contained hereon reflects the Company's findings at the time of its intervention only and within the limits of Client's instructions, if any. The Company's sole responsibility is to its Client and this document does not exonerate parties to a transaction from exercising all their rights and obligations under the transaction documents. This document cannot be reproduced except in full, without prior written approval of the Company. Any unauthorized alteration, forgery or falsification of the content or appearance of this document is unlawful and offenders may be prosecuted to the fullest extent of the law. Unless otherwise stated the results shown in this test report refer only to the sample(s) tested and such sample(s) are retained for 30 days only.  
Attention: To check the authenticity of testing /inspection report & certificate, please contact us at telephone: (86-755) 8307 1443, or email: [CN.Doccheck@sgs.com](mailto:CN.Doccheck@sgs.com)

SGS-CSTC Standards Technical Services Co., Ltd.  
Shenzhen Branch EMC Laboratory

No.1 Workshop, M-10, Middle Section, Science & Technology Park, Shenzhen, China 518057 t (86-755) 26012053 f (86-755) 26710594 www.sgsgroup.com.cn  
中国·深圳·科技园中区M-10栋一号厂房 邮编: 518057 t (86-755) 26012053 f (86-755) 26710594 sgs.china@sgs.com

## 5 Equipment List

Conducted Emissions at AC Power Line (150kHz-30MHz)					
Equipment	Manufacturer	Model No	Inventory No	Cal Date	Cal Due Date
Shielding Room	ZhongYu Electron	GB-88	SEM001-06	2019-06-13	2022-06-12
Measurement Software	AUDIX	e3 V8.2014-6-27	N/A	N/A	N/A
Coaxial Cable	SGS	N/A	SEM024-01	2019-07-11	2020-07-10
LISN	Rohde & Schwarz	ENV216	SEM007-01	2019-09-24	2020-09-23
LISN	ETS-LINDGREN	3816/2	SEM007-02	2020-04-01	2021-03-31
EMI Test Receiver	Rohde & Schwarz	ESCI	SEM004-02	2020-03-24	2021-03-23

Minimum 6dB Bandwidth					
Equipment	Manufacturer	Model No	Inventory No	Cal Date	Cal Due Date
Shielding Room	SAEMC	MSR733	SEM001-09	2019-06-13	2022-06-12
DC Power Supply	Rohde & Schwarz	NGSM 32/10	SEM011-04	2020-03-24	2021-03-23
Spectrum Analyzer	Rohde & Schwarz	FSP	SEM004-06	2019-09-24	2020-09-23
Measurement Software	JS Tonscend	JS1120-2 BT/WIFI V2.	N/A	N/A	N/A
Coaxial Cable	SGS	N/A	SEM031-02	2019-07-11	2020-07-10
Attenuator	Huber+Suhner	6620_SMA-50-1	SEM021-09	N/A	N/A
Signal Generator	KEYSIGHT	N5173B	SEM006-05	2019-09-24	2020-09-23
Power Meter	Rohde & Schwarz	NRVS	SEM014-02	2019-09-24	2020-09-23
Electric and Magnetic Field Analyzer	Narda	EHP-50F	SEM022-05	2019-11-28	2020-11-27

Conducted Peak Output Power					
Equipment	Manufacturer	Model No	Inventory No	Cal Date	Cal Due Date
Shielding Room	SAEMC	MSR733	SEM001-09	2019-06-13	2022-06-12
DC Power Supply	Rohde & Schwarz	NGSM 32/10	SEM011-04	2020-03-24	2021-03-23
Spectrum Analyzer	Rohde & Schwarz	FSP	SEM004-06	2019-09-24	2020-09-23
Measurement Software	JS Tonscend	JS1120-2 BT/WIFI V2.	N/A	N/A	N/A
Coaxial Cable	SGS	N/A	SEM031-02	2019-07-11	2020-07-10
Attenuator	Huber+Suhner	6620_SMA-50-1	SEM021-09	N/A	N/A
Signal Generator	KEYSIGHT	N5173B	SEM006-05	2019-09-24	2020-09-23
Power Meter	Rohde & Schwarz	NRVS	SEM014-02	2019-09-24	2020-09-23
Electric and Magnetic Field Analyzer	Narda	EHP-50F	SEM022-05	2019-11-28	2020-11-27



Unless otherwise agreed in writing, this document is issued by the Company subject to its General Conditions of Service printed overleaf, available on request or accessible at <http://www.sgs.com/en/Terms-and-Conditions.aspx> and, for electronic format documents, subject to Terms and Conditions for Electronic Documents at <http://www.sgs.com/en/Terms-and-Conditions/Terms-e-Documents.aspx>. Attention is drawn to the limitation of liability, indemnification and jurisdiction issues defined therein. Any holder of this document is advised that information contained hereon reflects the Company's findings at the time of its intervention only and within the limits of Client's instructions, if any. The Company's sole responsibility is to its Client and this document does not exonerate parties to a transaction from exercising all their rights and obligations under the transaction documents. This document cannot be reproduced except in full, without prior written approval of the Company. Any unauthorized alteration, forgery or falsification of the content or appearance of this document is unlawful and offenders may be prosecuted to the fullest extent of the law. Unless otherwise stated the results shown in this test report refer only to the sample(s) tested and such sample(s) are retained for 30 days only.

Attention: To check the authenticity of testing / inspection report & certificate, please contact us at telephone: (86-755) 83071443, or email: [CN.Doccheck@sgs.com](mailto:CN.Doccheck@sgs.com)

SGS-CSTC Standards Technical Services Co., Ltd.  
Shenzhen Branch, China, CSTC Laboratory.

No.1 Workshop, M-10, Middle Section, Science & Technology Park, Shenzhen, China 518057 t (86-755) 26012053 f (86-755) 26710594 www.sgs.com.cn  
中国·深圳·科技园中区M-10栋一号厂房 邮编: 518057 t (86-755) 26012053 f (86-755) 26710594 sgs.china@sgs.com



Power Spectrum Density					
Equipment	Manufacturer	Model No	Inventory No	Cal Date	Cal Due Date
Shielding Room	SAEMC	MSR733	SEM001-09	2019-06-13	2022-06-12
DC Power Supply	Rohde & Schwarz	NGSM 32/10	SEM011-04	2020-03-24	2021-03-23
Spectrum Analyzer	Rohde & Schwarz	FSP	SEM004-06	2019-09-24	2020-09-23
Measurement Software	JS Tonscend	JS1120-2 BT/WIFI V2.	N/A	N/A	N/A
Coaxial Cable	SGS	N/A	SEM031-02	2019-07-11	2020-07-10
Attenuator	Huber+Suhner	6620_SMA-50- 1	SEM021-09	N/A	N/A
Signal Generator	KEYSIGHT	N5173B	SEM006-05	2019-09-24	2020-09-23
Power Meter	Rohde & Schwarz	NRVS	SEM014-02	2019-09-24	2020-09-23
Electric and Magnetic Field Analyzer	Narda	EHP-50F	SEM022-05	2019-11-28	2020-11-27

Conducted Band Edges Measurement					
Equipment	Manufacturer	Model No	Inventory No	Cal Date	Cal Due Date
Shielding Room	SAEMC	MSR733	SEM001-09	2019-06-13	2022-06-12
DC Power Supply	Rohde & Schwarz	NGSM 32/10	SEM011-04	2020-03-24	2021-03-23
Spectrum Analyzer	Rohde & Schwarz	FSP	SEM004-06	2019-09-24	2020-09-23
Measurement Software	JS Tonscend	JS1120-2 BT/WIFI V2.	N/A	N/A	N/A
Coaxial Cable	SGS	N/A	SEM031-02	2019-07-11	2020-07-10
Attenuator	Huber+Suhner	6620_SMA-50- 1	SEM021-09	N/A	N/A
Signal Generator	KEYSIGHT	N5173B	SEM006-05	2019-09-24	2020-09-23
Power Meter	Rohde & Schwarz	NRVS	SEM014-02	2019-09-24	2020-09-23
Electric and Magnetic Field Analyzer	Narda	EHP-50F	SEM022-05	2019-11-28	2020-11-27

Conducted Spurious Emissions					
Equipment	Manufacturer	Model No	Inventory No	Cal Date	Cal Due Date
Shielding Room	SAEMC	MSR733	SEM001-09	2019-06-13	2022-06-12
DC Power Supply	Rohde & Schwarz	NGSM 32/10	SEM011-04	2020-03-24	2021-03-23
Spectrum Analyzer	Rohde & Schwarz	FSP	SEM004-06	2019-09-24	2020-09-23
Measurement Software	JS Tonscend	JS1120-2 BT/WIFI V2.	N/A	N/A	N/A
Coaxial Cable	SGS	N/A	SEM031-02	2019-07-11	2020-07-10
Attenuator	Huber+Suhner	6620_SMA-50- 1	SEM021-09	N/A	N/A
Signal Generator	KEYSIGHT	N5173B	SEM006-05	2019-09-24	2020-09-23
Power Meter	Rohde & Schwarz	NRVS	SEM014-02	2019-09-24	2020-09-23



Unless otherwise agreed in writing, this document is issued by the Company subject to its General Conditions of Service printed overleaf, available on request or accessible at <http://www.sgs.com/en/Terms-and-Conditions.aspx> and, for electronic format documents, subject to Terms and Conditions for Electronic Documents at <http://www.sgs.com/en/Terms-and-Conditions/Terms-e-Documents.aspx>. Attention is drawn to the limitation of liability, indemnification and jurisdiction issues defined therein. Any holder of this document is advised that information contained hereon reflects the Company's findings at the time of its intervention only and within the limits of Client's instructions, if any. The Company's sole responsibility is to its Client and this document does not exonerate parties to a transaction from exercising all their rights and obligations under the transaction documents. This document cannot be reproduced except in full, without prior written approval of the Company. Any unauthorized alteration, forgery or falsification of the content or appearance of this document is unlawful and offenders may be prosecuted to the fullest extent of the law. Unless otherwise stated the results shown in this test report refer only to the sample(s) tested and such sample(s) are retained for 30 days only.

Attention: To check the authenticity of testing/inspection report & certificate, please contact us at telephone: (86-755) 83071443, or email: [CN.Doccheck@sgs.com](mailto:CN.Doccheck@sgs.com)

SGS-CSTC Standards Technical Services Co., Ltd.  
Shenzhen Branch, CSTC Laboratory.

No.1 Workshop, M-10, Middle Section, Science & Technology Park, Shenzhen, China 518057 t (86-755) 26012053 f (86-755) 26710594 www.sgsgroup.com.cn  
中国·深圳·科技园中区M-10栋一号厂房 邮编: 518057 t (86-755) 26012053 f (86-755) 26710594 sgs.china@sgs.com

Electric and Magnetic Field Analyzer	Narda	EHP-50F	SEM022-05	2019-11-28	2020-11-27
--------------------------------------	-------	---------	-----------	------------	------------

Radiated Emissions which fall in the restricted bands					
Equipment	Manufacturer	Model No	Inventory No	Cal Date	Cal Due Date
3m Semi-Anechoic Chamber	AUDIX	N/A	SEM001-02	2018-03-13	2021-03-12
Measurement Software	AUDIX	e3 V8.2014-6-27	N/A	N/A	N/A
Coaxial Cable	SGS	N/A	SEM026-01	2019-07-11	2020-07-10
EXA Spectrum Analyzer	AgilentTechnologies Inc	N9010A	SEM004-12	2020-04-09	2021-04-08
Horn Antenna	Rohde & Schwarz	HF907	SEM003-07	2018-04-13	2021-04-12
Horn Antenna	Schwarzbeck	BBHA 9170	SEM003-15	2017-10-17	2020-10-16
Pre-Amplifier	Compliance Directions Systems Inc.	PAP-0126	SEM004-11	2019-09-24	2020-09-23
Pre-amplifier	Rohde & Schwarz	CH14-H052	SEM005-17	2020-04-01	2021-03-31
Pre-amplifier	Compliance Directions Systems Inc.	PAP-2640-50	SEM005-08	2020-04-01	2021-03-31
DC Power Supply	Zhao Xin	KXN-6020D	SEM011-08	2019-09-24	2020-09-23
Active Loop Antenna	ETS-Lindgren	6502	SEM003-08	2017-08-22	2020-08-21

RE in Chamber					
Test Equipment	Manufacturer	Model No.	Inventory No.	Cal. Date	Cal. Due date
3m Semi-Anechoic Chamber	ETS-LINDGREN	N/A	SEM001-01	2017-08-05	2020-08-04
MXE EMI receiver	KEYSIGHT	N9038A	SEM004-15	2019-12-16	2020-12-15
BiConiLog Antenna	ETS-LINDGREN	3142C	SEM003-01	2017-06-27	2020-06-26
Pre-amplifier	Agilent Technologies	8447D	SEM005-01	2020-04-01	2021-03-31
Measurement Software	AUDIX	e3 V8.2014-6-27	N/A	N/A	N/A
Coaxial Cable	SGS	N/A	SEM025-01	2019-07-11	2020-07-10

Radiated Spurious Emissions					
Equipment	Manufacturer	Model No	Inventory No	Cal Date	Cal Due Date
3m Semi-Anechoic Chamber	AUDIX	N/A	SEM001-02	2018-03-13	2021-03-12
Measurement Software	AUDIX	e3 V8.2014-6-27	N/A	N/A	N/A
Coaxial Cable	SGS	N/A	SEM026-01	2019-07-11	2020-07-10
EXA Spectrum Analyzer	AgilentTechnologies Inc	N9010A	SEM004-12	2020-04-09	2021-04-08



Unless otherwise agreed in writing, this document is issued by the Company subject to its General Conditions of Service printed overleaf, available on request or accessible at <http://www.sgs.com/en/Terms-and-Conditions.aspx> and, for electronic format documents, subject to Terms and Conditions for Electronic Documents at <http://www.sgs.com/en/Terms-and-Conditions/Terms-e-Documents.aspx>. Attention is drawn to the limitation of liability, indemnification and jurisdiction issues defined therein. Any holder of this document is advised that information contained hereon reflects the Company's findings at the time of its intervention only and within the limits of Client's instructions, if any. The Company's sole responsibility is to its Client and this document does not exonerate parties to a transaction from exercising all their rights and obligations under the transaction documents. This document cannot be reproduced except in full, without prior written approval of the Company. Any unauthorized alteration, forgery or falsification of the content or appearance of this document is unlawful and offenders may be prosecuted to the fullest extent of the law. Unless otherwise stated the results shown in this test report refer only to the sample(s) tested and such sample(s) are retained for 30 days only.

Attention: To check the authenticity of testing / inspection report and certificate, please contact us at telephone: (86-755) 83071443, or email: [CN.Doccheck@sgs.com](mailto:CN.Doccheck@sgs.com)

SGS-CSTC Standards Technical Services Co., Ltd.  
Shenzhen Branch (SGS-CSTC Laboratory)

No.1 Workshop, M-10, Middle Section, Science & Technology Park, Shenzhen, China 518057 t (86-755) 26012053 f (86-755) 26710594 www.sgs.com.cn  
中国·深圳·科技园中区M-10栋一号厂房 邮编: 518057 t (86-755) 26012053 f (86-755) 26710594 sgs.china@sgs.com

Horn Antenna	Rohde & Schwarz	HF907	SEM003-07	2018-04-13	2021-04-12
Horn Antenna	Schwarzbeck	BBHA 9170	SEM003-15	2017-10-17	2020-10-16
Pre-Amplifier	Compliance Directions Systems Inc.	PAP-0126	SEM004-11	2019-09-24	2020-09-23
Pre-amplifier	Rohde & Schwarz	CH14-H052	SEM005-17	2020-04-01	2021-03-31
Pre-amplifier	Compliance Directions Systems Inc.	PAP-2640-50	SEM005-08	2020-04-01	2021-03-31
DC Power Supply	Zhao Xin	KXN-6020D	SEM011-08	2019-09-24	2020-09-23
Active Loop Antenna	ETS-Lindgren	6502	SEM003-08	2017-08-22	2020-08-21

**General used equipment**

Equipment	Manufacturer	Model No	Inventory No	Cal Date	Cal Due Date
Humidity/ Temperature Indicator	Shanghai Meteorological Industry Factory	ZJ1-2B	SEM002-03	2019-09-26	2020-09-25
Humidity/ Temperature Indicator	Shanghai Meteorological Industry Factory	ZJ1-2B	SEM002-04	2019-09-26	2020-09-25
Humidity/ Temperature Indicator	Mingle	N/A	SEM002-08	2019-09-26	2020-09-25
Barometer	Changchun Meteorological Industry Factory	DYM3	SEM002-01	2020-04-07	2021-04-06



Unless otherwise agreed in writing, this document is issued by the Company subject to its General Conditions of Service printed overleaf, available on request or accessible at <http://www.sgs.com/en/Terms-and-Conditions.aspx> and, for electronic format documents, subject to Terms and Conditions for Electronic Documents at <http://www.sgs.com/en/Terms-and-Conditions/Terms-e-Documents.aspx>. Attention is drawn to the limitation of liability, indemnification and jurisdiction issues defined therein. Any holder of this document is advised that information contained hereon reflects the Company's findings at the time of its intervention only and within the limits of Client's instructions, if any. The Company's sole responsibility is to its Client and this document does not exonerate parties to a transaction from exercising all their rights and obligations under the transaction documents. This document cannot be reproduced except in full, without prior written approval of the Company. Any unauthorized alteration, forgery or falsification of the content or appearance of this document is unlawful and offenders may be prosecuted to the fullest extent of the law. Unless otherwise stated the results shown in this test report refer only to the sample(s) tested and such sample(s) are retained for 30 days only.

Attention: To check the authenticity of testing / inspection report & certificate, please contact us at telephone: (86-755) 8307 1443, or email: [CN.Doccheck@sgs.com](mailto:CN.Doccheck@sgs.com)

SGS-CSTC Standards Technical Services Co., Ltd.  
Shenzhen Branch (China) Center EEC Laboratory

No.1 Workshop, M-10, Middle Section, Science & Technology Park, Shenzhen, China 518057 t (86-755) 26012053 f (86-755) 26710594 www.sgs.com.cn  
中国·深圳·科技园中区M-10栋一号厂房 邮编: 518057 t (86-755) 26012053 f (86-755) 26710594 sgs.china@sgs.com

## 6 Radio Spectrum Technical Requirement

### 6.1 Antenna Requirement

#### 6.1.1 Test Requirement:

47 CFR Part 15, Subpart C 15.203 & 15.247(b)(4)

#### 6.1.2 Conclusion

Standard Requirement:

An intentional radiator shall be designed to ensure that no antenna other than that furnished by the responsible party shall be used with the device. The use of a permanently attached antenna or of an antenna that uses a unique coupling to the intentional radiator, the manufacturer may design the unit so that a broken antenna can be replaced by the user, but the use of a standard antenna jack or electrical connector is prohibited.

15.247(b) (4) requirement:

The conducted output power limit specified in paragraph (b) of this section is based on the use of antennas with directional gains that do not exceed 6 dBi. Except as shown in paragraph (c) of this section, if transmitting antennas of directional gain greater than 6 dBi are used, the conducted output power from the intentional radiator shall be reduced below the stated values in paragraphs (b)(1), (b)(2), and (b)(3) of this section, as appropriate, by the amount in dB that the directional gain of the antenna exceeds 6 dBi.

EUT Antenna:

The antenna is integrated on the main PCB and no consideration of replacement. The best case gain of the antenna is 1.78dBi.

Antenna location: Refer to internal photo.



## 7 Radio Spectrum Matter Test Results

### 7.1 Conducted Emissions at AC Power Line (150kHz-30MHz)

Test Requirement 47 CFR Part 15, Subpart C 15.207

Test Method: ANSI C63.10 (2013) Section 6.2

Limit:

Frequency of emission(MHz)	Conducted limit(dBμV)	
	Quasi-peak	Average
0.15-0.5	66 to 56*	56 to 46*
0.5-5	56	46
5-30	60	50

\*Decreases with the logarithm of the frequency.



Unless otherwise agreed in writing, this document is issued by the Company subject to its General Conditions of Service printed overleaf, available on request or accessible at <http://www.sgs.com/en/Terms-and-Conditions.aspx> and, for electronic format documents, subject to Terms and Conditions for Electronic Documents at <http://www.sgs.com/en/Terms-and-Conditions/Terms-e-Documents.aspx>. Attention is drawn to the limitation of liability, indemnification and jurisdiction issues defined therein. Any holder of this document is advised that information contained hereon reflects the Company's findings at the time of its intervention only and within the limits of Client's instructions, if any. The Company's sole responsibility is to its Client and this document does not exonerate parties to a transaction from exercising all their rights and obligations under the transaction documents. This document cannot be reproduced except in full, without prior written approval of the Company. Any unauthorized alteration, forgery or falsification of the content or appearance of this document is unlawful and offenders may be prosecuted to the fullest extent of the law. Unless otherwise stated the results shown in this test report refer only to the sample(s) tested and such sample(s) are retained for 30 days only.  
Attention: To check the authenticity of testing / inspection report & certificate, please contact us at telephone: (86-755) 8307 1443, or email: [CN.Doccheck@sgs.com](mailto:CN.Doccheck@sgs.com)

SGS-CSTC Standards Technical Services Co., Ltd.  
Shenzhen Branch, EMC Laboratory

No.1 Workshop, M-10, Middle Section, Science & Technology Park, Shenzhen, China 518057 t (86-755) 26012053 f (86-755) 26710594 www.sgsgroup.com.cn  
中国·深圳·科技园中区M-10栋一号厂房 邮编: 518057 t (86-755) 26012053 f (86-755) 26710594 sgs.china@sgs.com

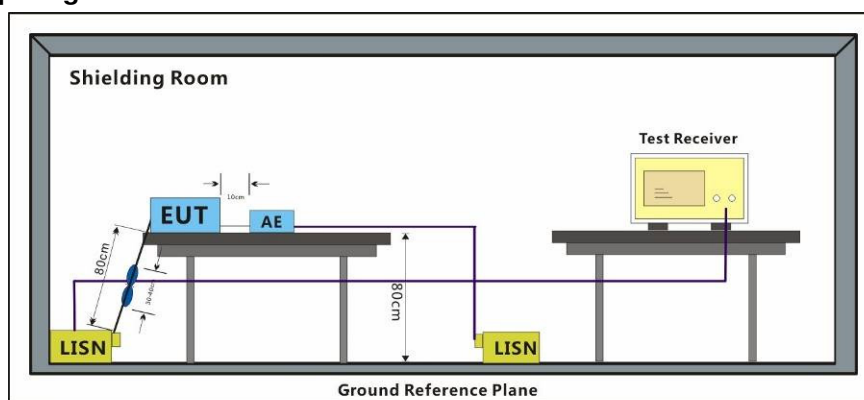
### 7.1.1 E.U.T. Operation

Operating Environment:

Temperature: 21.6 °C Humidity: 52.9 % RH Atmospheric Pressure: 1020 mbar

Test mode a:TX mode\_Keep the EUT in continuously transmitting mode with all modulation types. All data rates for each modulation type have been tested and found the data rate @ 1Mbps is the worst case of IEEE 802.11b; data rate @ 6Mbps is the worst case of IEEE 802.11g; data rate @ 6.5Mbps is the worst case of IEEE 802.11n(HT20); data rate @ 13.5Mbps is the worst case of IEEE 802.11n(HT40). Only the data of worst case is recorded in the report.

### 7.1.2 Test Setup Diagram

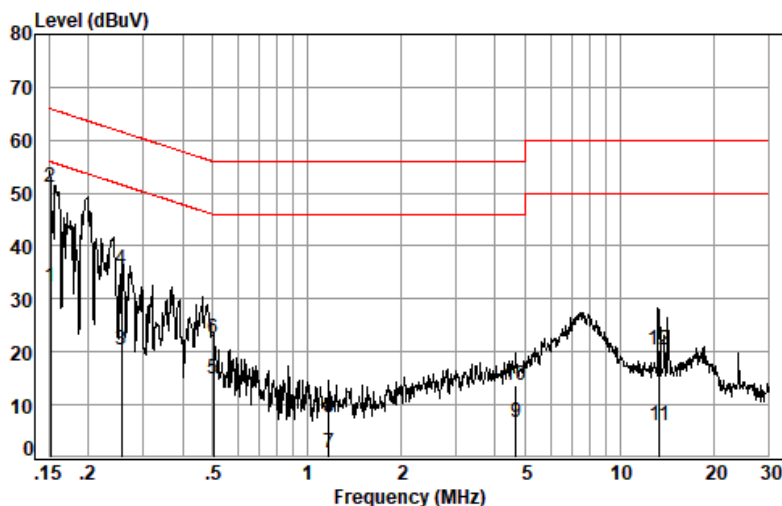


### 7.1.3 Measurement Procedure and Data

- 1) The mains terminal disturbance voltage test was conducted in a shielded room.
- 2) The EUT was connected to AC power source through a LISN 1 (Line Impedance Stabilization Network) which provides a 50ohm/50μH + 5ohm linear impedance. The power cables of all other units of the EUT were connected to a second LISN 2, which was bonded to the ground reference plane in the same way as the LISN 1 for the unit being measured. A multiple socket outlet strip was used to connect multiple power cables to a single LISN provided the rating of the LISN was not exceeded.
- 3) The tabletop EUT was placed upon a non-metallic table 0.8m above the ground reference plane. And for floor-standing arrangement, the EUT was placed on the horizontal ground reference plane,
- 4) The test was performed with a vertical ground reference plane. The rear of the EUT shall be 0.4 m from the vertical ground reference plane. The vertical ground reference plane was bonded to the horizontal ground reference plane. The LISN 1 was placed 0.8 m from the boundary of the unit under test and bonded to a ground reference plane for LISNs mounted on top of the ground reference plane. This distance was between the closest points of the LISN 1 and the EUT. All other units of the EUT and associated equipment was at least 0.8 m from the LISN 2.
- 5) In order to find the maximum emission, the relative positions of equipment and all of the interface cables must be changed according to ANSI C63.10 on conducted measurement.

Remark: LISN=Read Level+ Cable Loss+ LISN Factor

Mode:a; Line:Live Line



Site : Shielding Room

Condition: Line

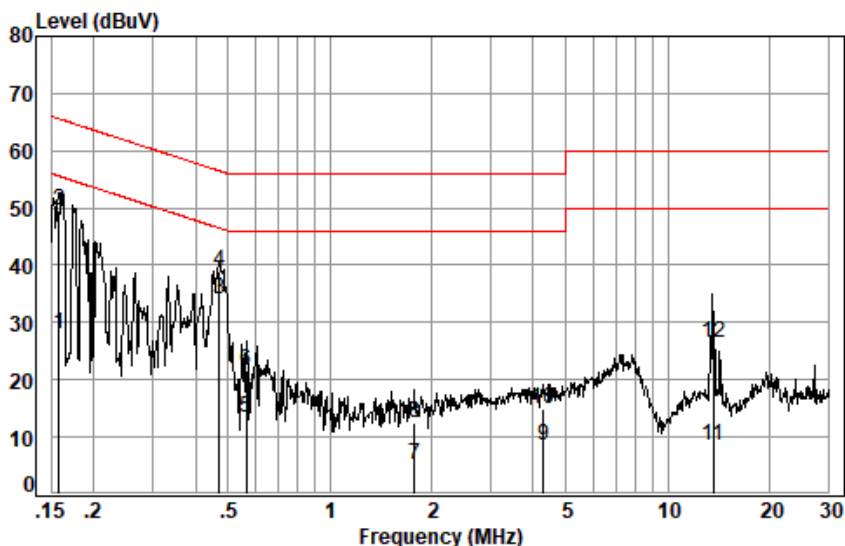
Job No. : 00108CR

Test mode: a

	Freq	Cable Loss	LISN Factor	Read Level	Level	Limit Line	Over Limit	Remark
	MHz	dB	dB	dBuV	dBuV	dBuV	dB	
1	0.1516	0.01	9.59	22.79	32.39	55.91	-23.52	Average
2	0.1516	0.01	9.59	41.49	51.09	65.91	-14.82	QP
3	0.2562	0.03	9.59	10.70	20.32	51.56	-31.24	Average
4	0.2562	0.03	9.59	25.92	35.54	61.56	-26.02	QP
5	0.5020	0.06	9.59	5.35	15.00	46.00	-31.00	Average
6	0.5020	0.06	9.59	13.00	22.65	56.00	-33.35	QP
7	1.1781	0.11	9.60	-8.77	0.94	46.00	-45.06	Average
8	1.1781	0.11	9.60	-2.19	7.52	56.00	-48.48	QP
9	4.6469	0.17	9.66	-3.10	6.73	46.00	-39.27	Average
10	4.6469	0.17	9.66	3.83	13.66	56.00	-42.34	QP
11	13.4080	0.20	10.02	-4.08	6.14	50.00	-43.86	Average
12	13.4080	0.20	10.02	10.29	20.51	60.00	-39.49	QP



Mode:a; Line:Neutral Line



Site : Shielding Room

Condition: Neutral

Job No. : 00108CR

Test mode: a

	Freq	Cable Loss	LISN Factor	Read Level	Level	Limit Line	Over Limit	Remark
	MHz	dB	dB	dBuV	dBuV	dBuV	dB	
1	0.1582	0.01	9.55	18.42	27.98	55.56	-27.58	Average
2	0.1582	0.01	9.55	40.02	49.58	65.56	-15.98	QP
3	0.4711	0.06	9.54	24.34	33.94	46.49	-12.55	Average
4	0.4711	0.06	9.54	29.20	38.80	56.49	-17.69	QP
5	0.5671	0.07	9.55	3.78	13.40	46.00	-32.60	Average
6	0.5671	0.07	9.55	11.92	21.54	56.00	-34.46	QP
7	1.7810	0.15	9.56	-4.54	5.17	46.00	-40.83	Average
8	1.7810	0.15	9.56	2.88	12.59	56.00	-43.41	QP
9	4.2918	0.16	9.61	-1.30	8.47	46.00	-37.53	Average
10	4.2918	0.16	9.61	5.21	14.98	56.00	-41.02	QP
11	13.6228	0.20	10.18	-1.96	8.42	50.00	-41.58	Average
12	13.6228	0.20	10.18	15.97	26.35	60.00	-33.65	QP





## 7.2 Minimum 6dB Bandwidth

Test Requirement 47 CFR Part 15, Subpart C 15.247a(2)  
Test Method: ANSI C63.10 (2013) Section 11.8.1  
Limit:  $\geq 500$  kHz

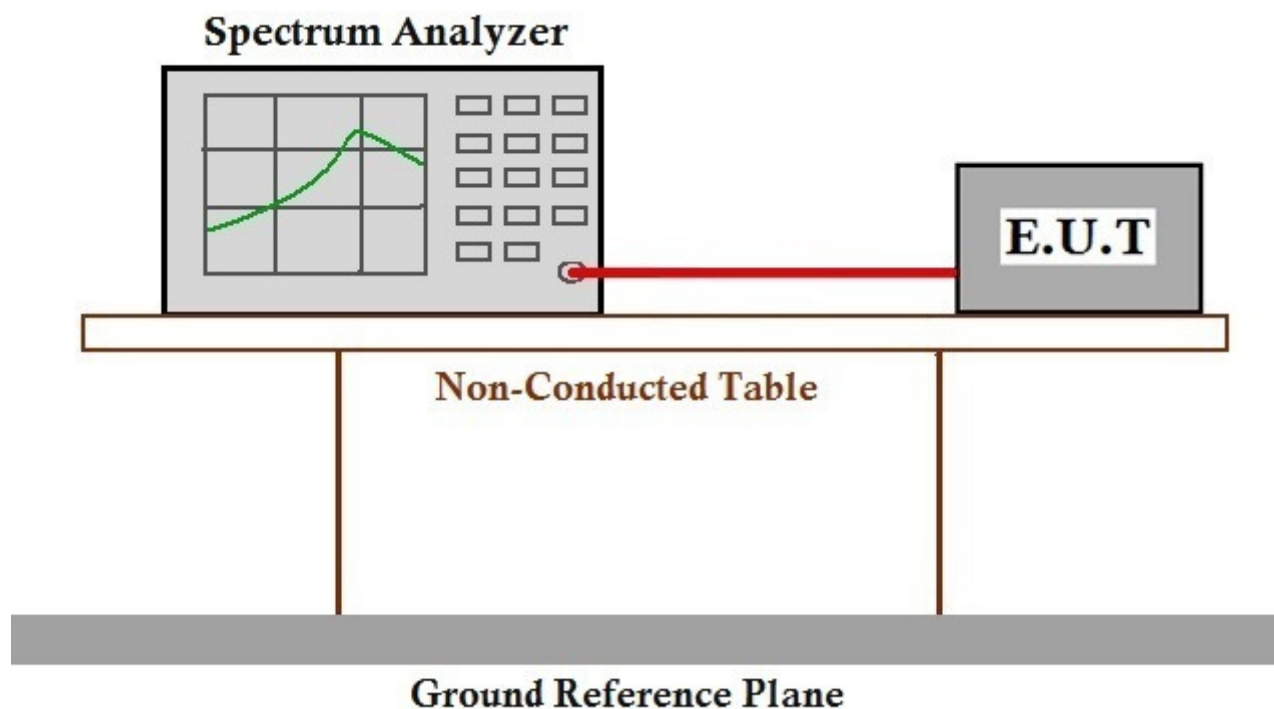
### 7.2.1 E.U.T. Operation

Operating Environment:

Temperature: 27.8 °C Humidity: 42.6 % RH Atmospheric Pressure: 1020 mbar

Test mode a:TX mode\_Keep the EUT in continuously transmitting mode with all modulation types. All data rates for each modulation type have been tested and found the data rate @ 1Mbps is the worst case of IEEE 802.11b; data rate @ 6Mbps is the worst case of IEEE 802.11g; data rate @ 6.5Mbps is the worst case of IEEE 802.11n(HT20); data rate @ 13.5Mbps is the worst case of IEEE 802.11n(HT40). Only the data of worst case is recorded in the report.

### 7.2.2 Test Setup Diagram



### 7.2.3 Measurement Procedure and Data

The detailed test data see: Appendix 15.247

### 7.3 Conducted Peak Output Power

Test Requirement 47 CFR Part 15, Subpart C 15.247(b)(3)

Test Method: ANSI C63.10 (2013) Section 11.9.1

Limit:

Frequency range(MHz)	Output power of the intentional radiator(watt)
902-928	1 for $\geq 50$ hopping channels
	0.25 for $25 \leq$ hopping channels $< 50$
	1 for digital modulation
2400-2483.5	1 for $\geq 75$ non-overlapping hopping channels
	0.125 for all other frequency hopping systems
	1 for digital modulation
5725-5850	1 for frequency hopping systems and digital modulation



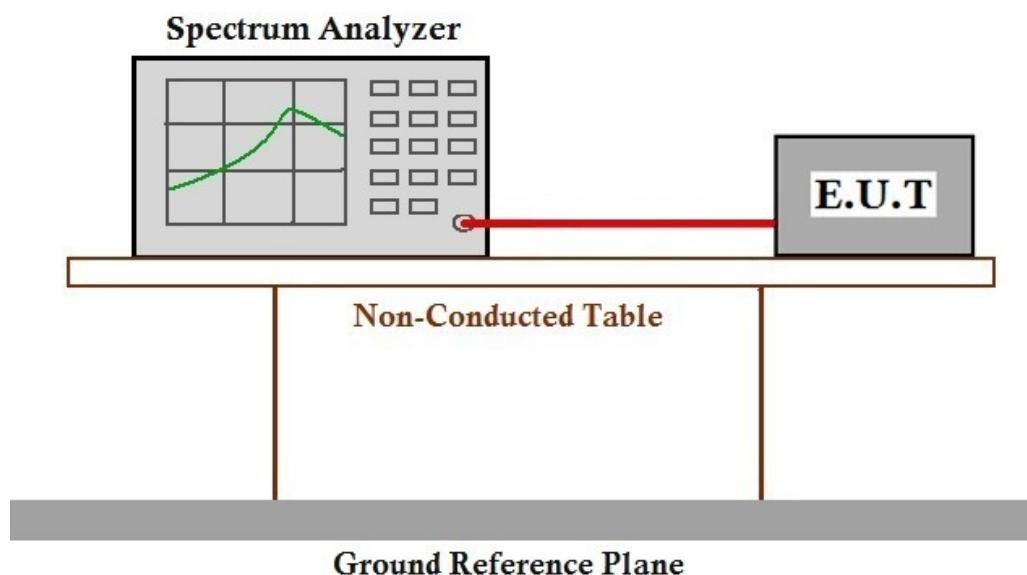
### 7.3.1 E.U.T. Operation

Operating Environment:

Temperature: 27.8 °C Humidity: 42.6 % RH Atmospheric Pressure: 1020 mbar

Test mode a:TX mode\_Keep the EUT in continuously transmitting mode with all modulation types. All data rates for each modulation type have been tested and found the data rate @ 1Mbps is the worst case of IEEE 802.11b; data rate @ 6Mbps is the worst case of IEEE 802.11g; data rate @ 6.5Mbps is the worst case of IEEE 802.11n(HT20); data rate @ 13.5Mbps is the worst case of IEEE 802.11n(HT40). Only the data of worst case is recorded in the report.

### 7.3.2 Test Setup Diagram



### 7.3.3 Measurement Procedure and Data

The detailed test data see: Appendix 15.247

## 7.4 Power Spectrum Density

Test Requirement 47 CFR Part 15, Subpart C 15.247(e)  
Test Method: ANSI C63.10 (2013) Section 11.10.2  
Limit:  $\leq 8\text{dBm}$  in any 3 kHz band during any time interval of continuous transmission

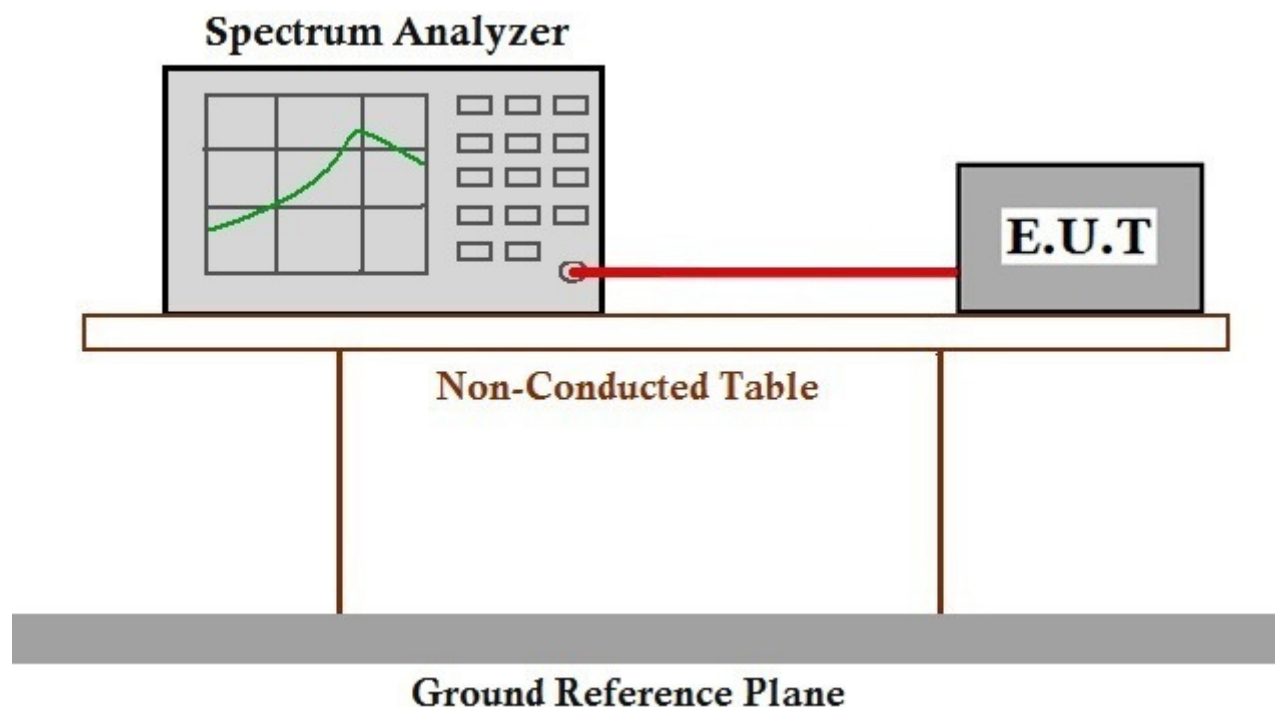
### 7.4.1 E.U.T. Operation

Operating Environment:

Temperature: 27.8 °C Humidity: 42.6 % RH Atmospheric Pressure: 1020 mbar

Test mode a:TX mode\_Keep the EUT in continuously transmitting mode with all modulation types. All data rates for each modulation type have been tested and found the data rate @ 1Mbps is the worst case of IEEE 802.11b; data rate @ 6Mbps is the worst case of IEEE 802.11g; data rate @ 6.5Mbps is the worst case of IEEE 802.11n(HT20); data rate @ 13.5Mbps is the worst case of IEEE 802.11n(HT40). Only the data of worst case is recorded in the report.

### 7.4.2 Test Setup Diagram



### 7.4.3 Measurement Procedure and Data

The detailed test data see: Appendix 15.247



## 7.5 Conducted Band Edges Measurement

Test Requirement	47 CFR Part 15, Subpart C 15.247(d)
Test Method:	ANSI C63.10 (2013) Section 11.13.3.2
Limit:	In any 100 kHz bandwidth outside the frequency band in which the spread spectrum or digitally modulated intentional radiator is operating, the radio frequency power that is produced by the intentional radiator shall be at least 20 dB below that in the 100 kHz bandwidth within the band that contains the highest level of the desired power, based on either an RF conducted or a radiated measurement, provided the transmitter demonstrates compliance with the peak conducted power limits. If the transmitter complies with the conducted power limits based on the use of RMS averaging over a time interval, as permitted under paragraph (b)(3) of this section, the attenuation required under this paragraph shall be 30 dB instead of 20 dB. Attenuation below the general limits specified in §15.209(a) is not required. In addition, radiated emissions which fall in the restricted bands, as defined in §15.205(a), must also comply with the radiated emission limits specified in §15.209(a) (see §15.205(c))



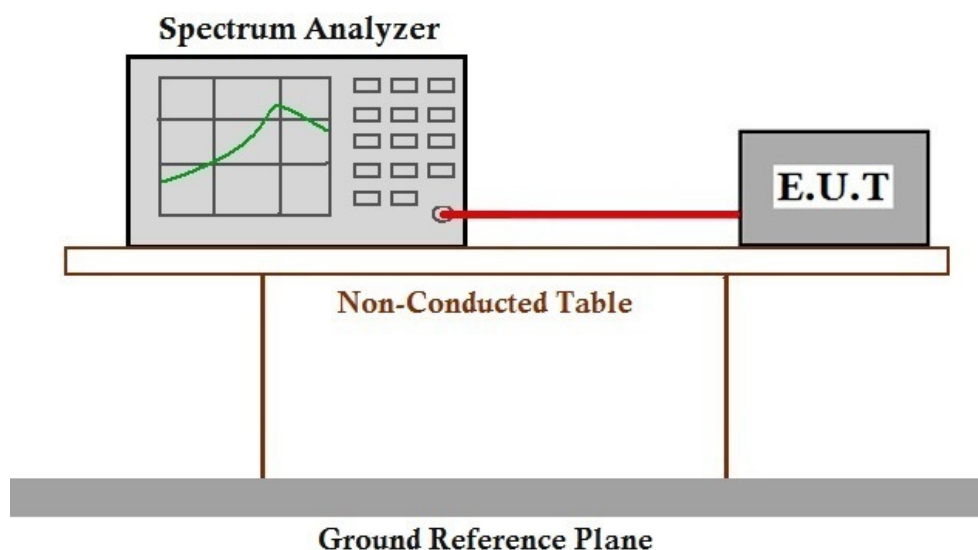
## 7.5.1 E.U.T. Operation

Operating Environment:

Temperature: 27.8 °C Humidity: 42.6 % RH Atmospheric Pressure: 1020 mbar

Test mode a:TX mode\_Keep the EUT in continuously transmitting mode with all modulation types. All data rates for each modulation type have been tested and found the data rate @ 1Mbps is the worst case of IEEE 802.11b; data rate @ 6Mbps is the worst case of IEEE 802.11g; data rate @ 6.5Mbps is the worst case of IEEE 802.11n(HT20); data rate @ 13.5Mbps is the worst case of IEEE 802.11n(HT40). Only the data of worst case is recorded in the report.

## 7.5.2 Test Setup Diagram



## 7.5.3 Measurement Procedure and Data

The detailed test data see: Appendix 15.247

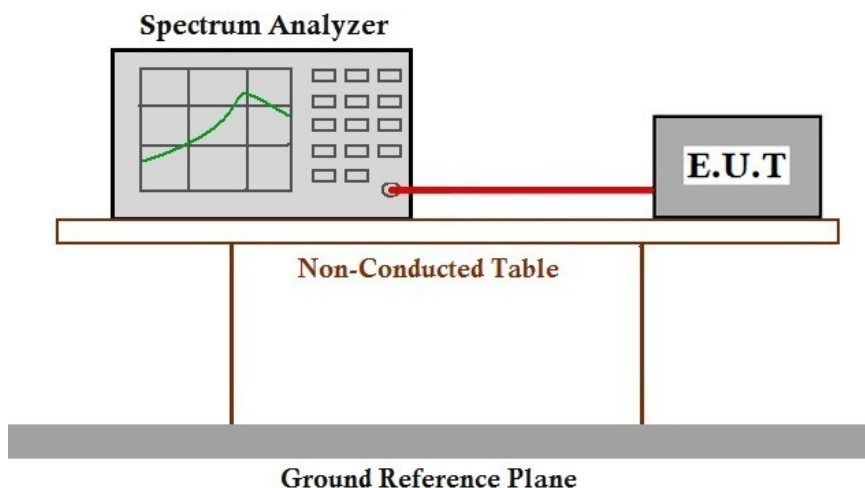
### 7.6 Conducted Spurious Emissions

Test Requirement	47 CFR Part 15, Subpart C 15.247(d)
Test Method:	ANSI C63.10 (2013) Section 11.11
Limit:	In any 100 kHz bandwidth outside the frequency band in which the spread spectrum or digitally modulated intentional radiator is operating, the radio frequency power that is produced by the intentional radiator shall be at least 20 dB below that in the 100 kHz bandwidth within the band that contains the highest level of the desired power, based on either an RF conducted or a radiated measurement, provided the transmitter demonstrates compliance with the peak conducted power limits. If the transmitter complies with the conducted power limits based on the use of RMS averaging over a time interval, as permitted under paragraph (b)(3) of this section, the attenuation required under this paragraph shall be 30 dB instead of 20 dB. Attenuation below the general limits specified in §15.209(a) is not required. In addition, radiated emissions which fall in the restricted bands, as defined in §15.205(a), must also comply with the radiated emission limits specified in §15.209(a) (see §15.205(c))

#### 7.6.1 E.U.T. Operation

Operating Environment:					
Temperature:	27.8 °C	Humidity:	42.6 % RH	Atmospheric Pressure:	1020 mbar
Test mode	a:TX mode_Keep the EUT in continuously transmitting mode with all modulation types. All data rates for each modulation type have been tested and found the data rate @ 1Mbps is the worst case of IEEE 802.11b; data rate @ 6Mbps is the worst case of IEEE 802.11g; data rate @ 6.5Mbps is the worst case of IEEE 802.11n(HT20); data rate @ 13.5Mbps is the worst case of IEEE 802.11n(HT40). Only the data of worst case is recorded in the report.				

#### 7.6.2 Test Setup Diagram



#### 7.6.3 Measurement Procedure and Data

The detailed test data see: Appendix 15.247



### 7.7 Radiated Emissions which fall in the restricted bands

Test Requirement 47 CFR Part 15, Subpart C 15.209 & 15.247(d)

Test Method: ANSI C63.10 (2013) Section 6.10.5

Measurement Distance: 3m

Limit:

Frequency(MHz)	Field strength(microvolts/meter)	Measurement distance(meters)
0.009-0.490	2400/F(kHz)	300
0.490-1.705	24000/F(kHz)	30
1.705-30.0	30	30
30-88	100	3
88-216	150	3
216-960	200	3
Above 960	500	3

Remark: The emission limits shown in the above table are based on measurements employing a CISPR quasi-peak detector except for the frequency bands 9-90kHz, 110-490kHz and above 1000 MHz. Radiated emission limits in these three bands are based on measurements employing an average detector, the peak field strength of any emission shall not exceed the maximum permitted average limits specified above by more than 20 dB under any condition of modulation.

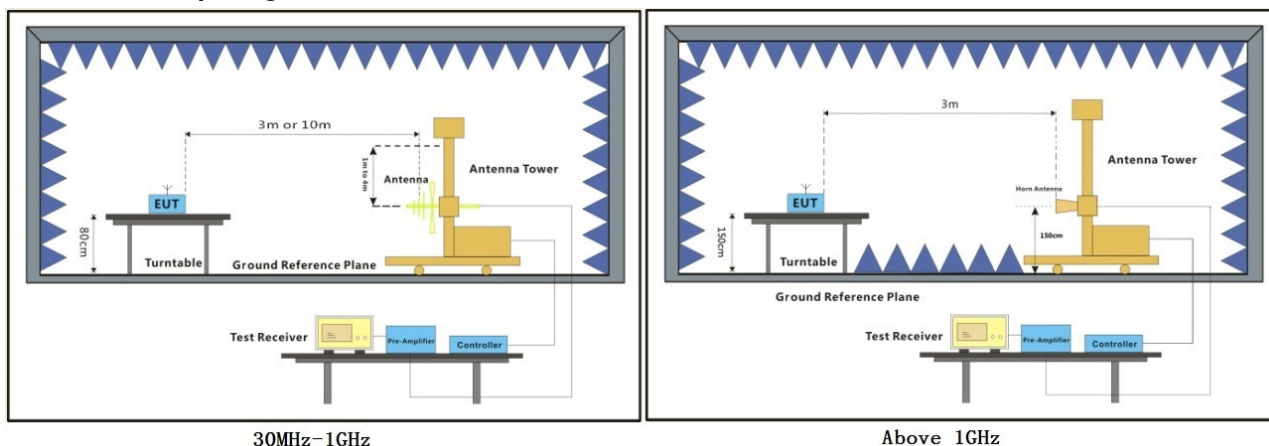
#### 7.7.1 E.U.T. Operation

Operating Environment:

Temperature: 23.8 °C Humidity: 62.8 % RH Atmospheric Pressure: 1010 mbar

Test mode a:TX mode\_Keep the EUT in continuously transmitting mode with all modulation types. All data rates for each modulation type have been tested and found the data rate @ 1Mbps is the worst case of IEEE 802.11b; data rate @ 6Mbps is the worst case of IEEE 802.11g; data rate @ 6.5Mbps is the worst case of IEEE 802.11n(HT20); data rate @ 13.5Mbps is the worst case of IEEE 802.11n(HT40). Only the data of worst case is recorded in the report.

#### 7.7.2 Test Setup Diagram



Unless otherwise agreed in writing, this document is issued by the Company subject to its General Conditions of Service printed overleaf, available on request or accessible at <http://www.sgs.com/en/Terms-and-Conditions.aspx> and, for electronic format documents, subject to Terms and Conditions for Electronic Documents at <http://www.sgs.com/en/Terms-and-Conditions/Terms-e-Documents.aspx>. Attention is drawn to the limitation of liability, indemnification and jurisdiction issues defined therein. Any holder of this document is advised that information contained hereon reflects the Company's findings at the time of its intervention only and within the limits of Client's instructions, if any. The Company's sole responsibility is to its Client and this document does not exonerate parties to a transaction from exercising all their rights and obligations under the transaction documents. This document cannot be reproduced except in full, without prior written approval of the Company. Any unauthorized alteration, forgery or falsification of the content or appearance of this document is unlawful and offenders may be prosecuted to the fullest extent of the law. Unless otherwise stated the results shown in this test report refer only to the sample(s) tested and such sample(s) are retained for 30 days only.

Attention: To check the authenticity of testing /inspection report and certificate, please contact us at telephone: (86-755) 83071443, or email: [CN.Doccheck@sgs.com](mailto:CN.Doccheck@sgs.com)

SGS-CSTC Standards Technical Services Co., Ltd.  
Shenzhen Branch, CSTC EMC Laboratory.

No.1 Workshop, M-10, Middle Section, Science & Technology Park, Shenzhen, China 518057 t (86-755) 26012053 f (86-755) 26710594 www.sgs.com.cn  
中国·深圳·科技园中区M-10栋一号厂房 邮编: 518057 t (86-755) 26012053 f (86-755) 26710594 sgs.china@sgs.com



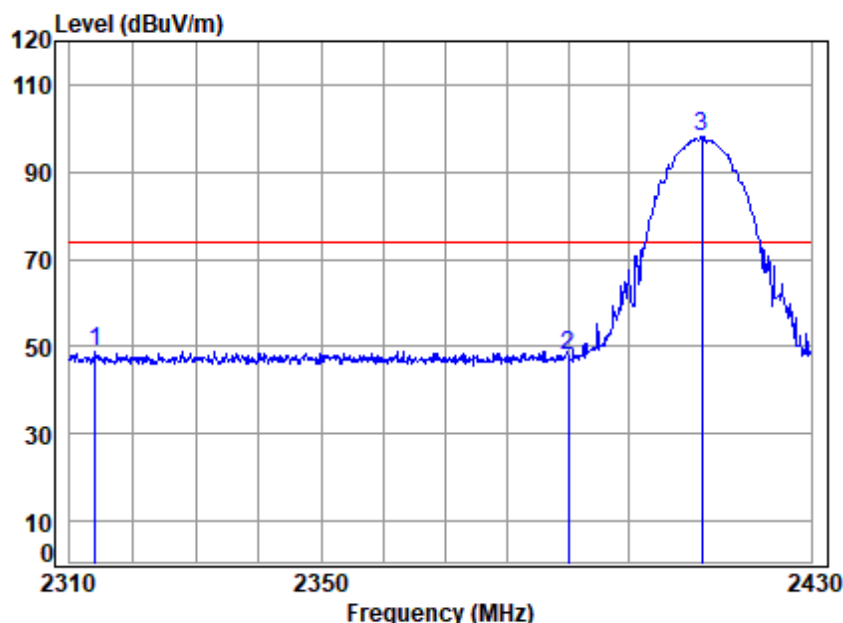
### 7.7.3 Measurement Procedure and Data

- a. For below 1GHz, the EUT was placed on the top of a rotating table 0.8 meters above the ground at a 3 or 10 meter semi-anechoic chamber. The table was rotated 360 degrees to determine the position of the highest radiation.
- b. For above 1GHz, the EUT was placed on the top of a rotating table 1.5 meters above the ground at a 3 meter fully-anechoic chamber. The table was rotated 360 degrees to determine the position of the highest radiation.
- c. The EUT was set 3 or 10 meters away from the interference-receiving antenna, which was mounted on the top of a variable-height antenna tower.
- d. The antenna height is varied from one meter to four meters above the ground to determine the maximum value of the field strength. Both horizontal and vertical polarizations of the antenna are set to make the measurement.
- e. For each suspected emission, the EUT was arranged to its worst case and then the antenna was tuned to heights from 1 meter to 4 meters (for the test frequency of below 30MHz, the antenna was tuned to heights 1 meter) and the rotatable table was turned from 0 degrees to 360 degrees to find the maximum reading.
- f. The test-receiver system was set to Peak Detect Function and Specified Bandwidth with Maximum Hold Mode.
- g. If the emission level of the EUT in peak mode was 10dB lower than the limit specified, then testing could be stopped and the peak values of the EUT would be reported. Otherwise the emissions that did not have 10dB margin would be re-tested one by one using peak, quasi-peak or average method as specified and then reported in a data sheet.
- h. Test the EUT in the lowest channel, the middle channel, the Highest channel.
- i. The radiation measurements are performed in X, Y, Z axis positioning for Transmitting mode, and found the X axis positioning which it is the worst case.
- j. Repeat above procedures until all frequencies measured was complete.

Remark 1: Level= Read Level+ Cable Loss+ Antenna Factor- Preamp Factor

Remark 2: For frequencies above 1GHz, the field strength limits are based on average limits. However, the peak field strength of any emission shall not exceed the maximum permitted average limits specified above by more than 20 dB under any condition of modulation. For the emissions whose peak level is lower than the average limit, only the peak measurement is shown in the report.

Mode:a; Polarization:Horizontal; Modulation:802.11b; bandwidth:20MHz; Channel:Low

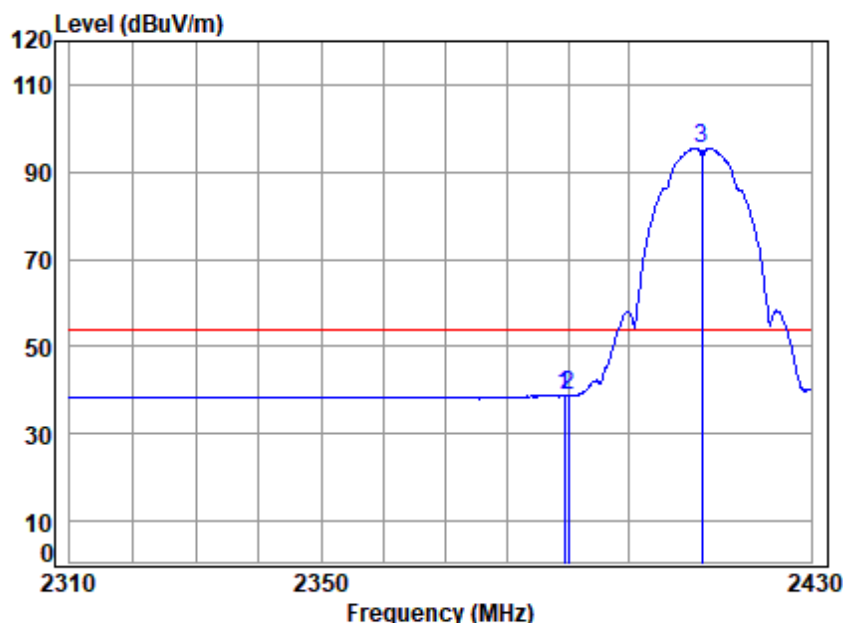


Site : chamber  
Condition: 3m HORIZONTAL  
Job No : 00108CR  
Mode : 2412 Band edge  
Note : 2.4G WIFI 11B

	Freq	Cable Loss	Ant Factor	Preamplifier Factor	Read Level	Level	Limit	Over Limit	Remark
	MHz	dB	dB/m	dB	dBuV	dBuV/m	dBuV/m	dB	
1	2313.981	4.19	28.39	40.94	57.30	48.94	74.00	-25.06	peak
2	2390.000	3.69	28.52	40.97	56.56	47.80	74.00	-26.20	peak
3 *	2412.000	3.68	28.56	40.98	106.93	98.19	74.00	24.19	peak



Mode:a; Polarization:Horizontal; Modulation:802.11b; bandwidth:20MHz; Channel:Low



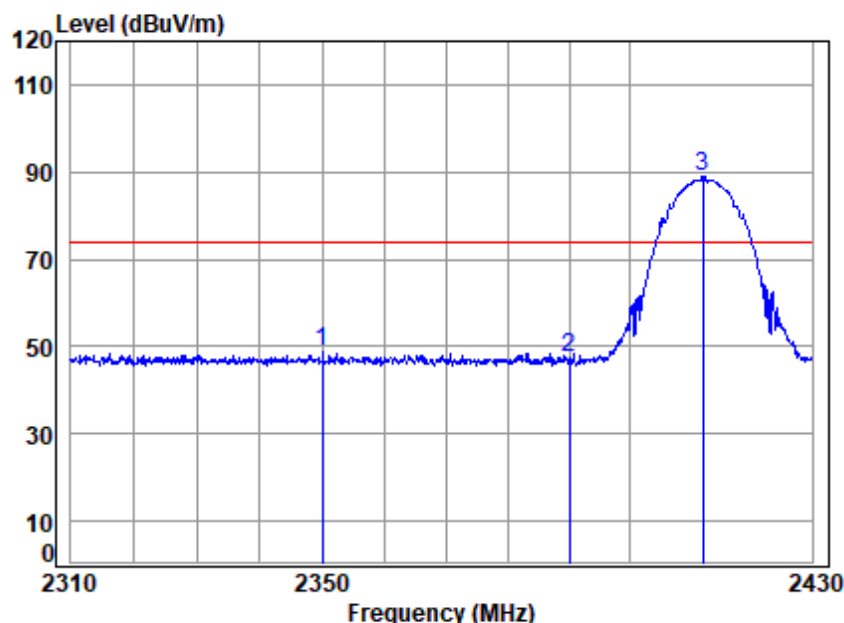
Site : chamber  
Condition: 3m HORIZONTAL  
Job No : 00108CR  
Mode : 2412 Band edge  
Note : 2.4G WIFI 11B

		Cable	Ant	Preamp	Read		Limit	Over	
	Freq	Loss	Factor	Factor	Level	Level	Line	Limit	Remark
	MHz	dB	dB/m	dB	dBuV	dBuV/m	dBuV/m	dB	
1	2389.363	3.69	28.52	40.97	47.49	38.73	54.00	-15.27	Average
2	2390.000	3.69	28.52	40.97	47.46	38.70	54.00	-15.30	Average
3 *	2412.000	3.68	28.56	40.98	104.29	95.55	54.00	41.55	Average



Unless otherwise agreed in writing, this document is issued by the Company subject to its General Conditions of Service printed overleaf, available on request or accessible at <http://www.sgs.com/en/Terms-and-Conditions.aspx> and, for electronic format documents, subject to Terms and Conditions for Electronic Documents at <http://www.sgs.com/en/Terms-and-Conditions/Terms-e-Documents.aspx>. Attention is drawn to the limitation of liability, indemnification and jurisdiction issues defined therein. Any holder of this document is advised that information contained hereon reflects the Company's findings at the time of its intervention only and within the limits of Client's instructions, if any. The Company's sole responsibility is to its Client and this document does not exonerate parties to a transaction from exercising all their rights and obligations under the transaction documents. This document cannot be reproduced except in full, without prior written approval of the Company. Any unauthorized alteration, forgery or falsification of the content or appearance of this document is unlawful and offenders may be prosecuted to the fullest extent of the law. Unless otherwise stated the results shown in this test report refer only to the sample(s) tested and such sample(s) are retained for 30 days only.  
Attention: To check the authenticity of testing / inspection report and certificate, please contact us at telephone: (86-755) 8307 1443, or email: [CN.Doccheck@sgs.com](mailto:CN.Doccheck@sgs.com)

Mode:a; Polarization:Vertical; Modulation:802.11b; bandwidth:20MHz; Channel:Low



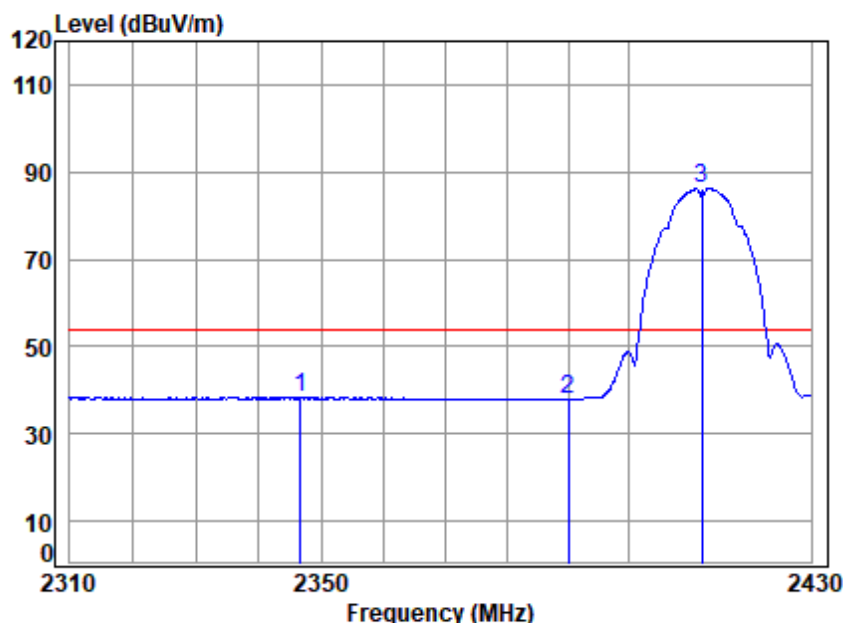
Site : chamber  
Condition: 3m VERTICAL  
Job No : 00108CR  
Mode : 2412 Band edge  
Note : 2.4G WIFI 11B

		Cable	Ant	Preamp	Read		Limit	Over	
	Freq	Loss	Factor	Factor	Level	Level	Line	Limit	Remark
	MHz	dB	dB/m	dB	dBuV	dBuV/m	dBuV/m	dB	
1	2350.120	3.95	28.45	40.96	57.37	48.81	74.00	-25.19	peak
2	2390.000	3.69	28.52	40.97	56.26	47.50	74.00	-26.50	peak
3 *	2412.000	3.68	28.56	40.98	97.72	88.98	74.00	14.98	peak





Mode:a; Polarization:Vertical; Modulation:802.11b; bandwidth:20MHz; Channel:Low

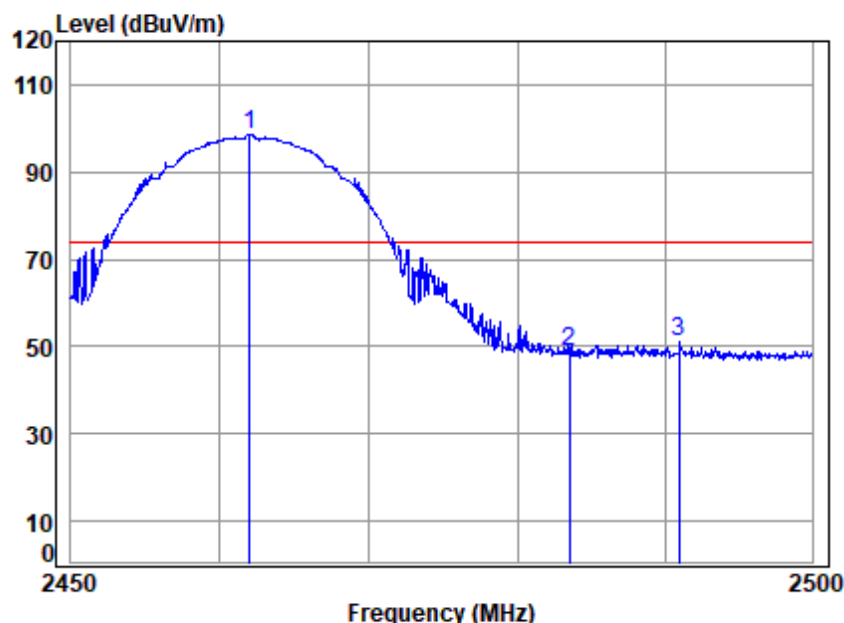


Site : chamber  
Condition: 3m VERTICAL  
Job No : 00108CR  
Mode : 2412 Band edge  
Note : 2.4G WIFI 11B

		Cable	Ant	Preamp	Read		Limit	Over	
	Freq	Loss	Factor	Factor	Level	Level	Line	Limit	Remark
	MHz	dB	dB/m	dB	dBuV	dBuV/m	dBuV/m	dB	
1	2346.671	3.97	28.44	40.95	46.79	38.25	54.00	-15.75	Average
2	2390.000	3.69	28.52	40.97	46.69	37.93	54.00	-16.07	Average
3 *	2412.000	3.68	28.56	40.98	94.88	86.14	54.00	32.14	Average



Mode:a; Polarization:Horizontal; Modulation:802.11b; bandwidth:20MHz; Channel:High

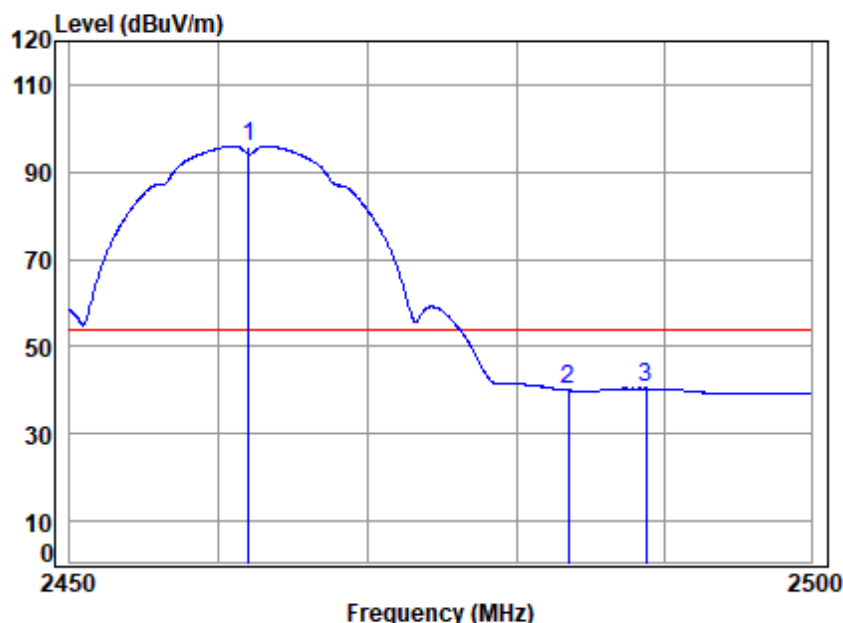


Site : chamber  
Condition: 3m HORIZONTAL  
Job No : 00108CR  
Mode : 2462 Band edge  
Note : 2.4G WIFI 11B

		Cable	Ant	Preamp	Read		Limit	Over	
	Freq	Loss	Factor	Factor	Level	Level	Line	Limit	Remark
	MHz	dB	dB/m	dB	dBuV	dBuV/m	dBuV/m	dB	
1 *	2462.000	3.91	28.64	41.00	107.23	98.78	74.00	24.78	peak
2	2483.500	4.01	28.67	41.01	57.30	48.97	74.00	-25.03	peak
3	2490.976	4.04	28.69	41.01	59.19	50.91	74.00	-23.09	peak



Mode:a; Polarization:Horizontal; Modulation:802.11b; bandwidth:20MHz; Channel:High

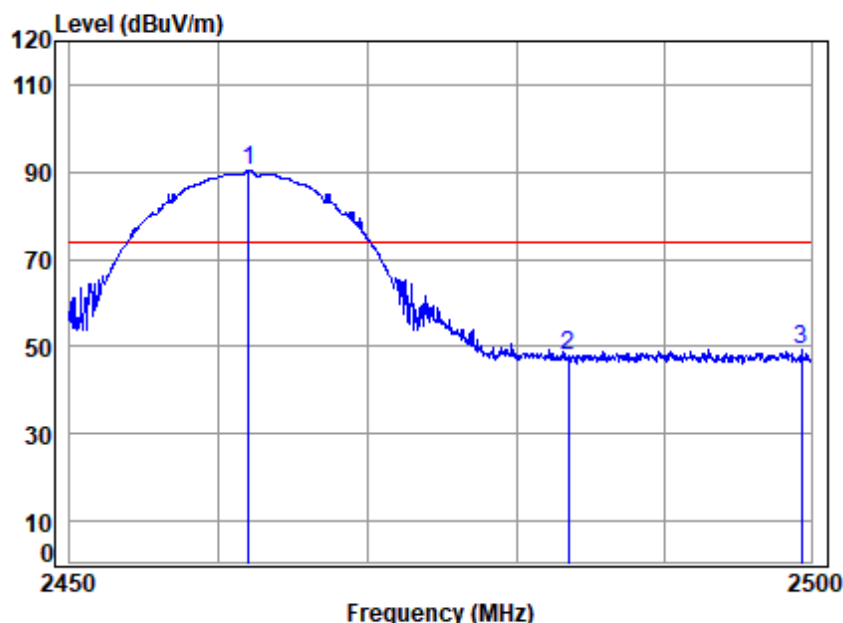


Site : chamber  
Condition: 3m HORIZONTAL  
Job No : 00108CR  
Mode : 2462 Band edge  
Note : 2.4G WIFI 11B

		Cable	Ant	Preamp	Read		Limit	Over	
Freq		Loss	Factor	Factor	Level	Level	Line	Limit	Remark
	MHz	dB	dB/m	dB	dBuV	dBuV/m	dBuV/m	dB	
1 *	2462.000	3.91	28.64	41.00	104.39	95.94	54.00	41.94	Average
2	2483.500	4.01	28.67	41.01	48.36	40.03	54.00	-13.97	Average
3	2488.762	4.03	28.68	41.01	48.70	40.40	54.00	-13.60	Average



Mode:a; Polarization:Vertical; Modulation:802.11b; bandwidth:20MHz; Channel:High



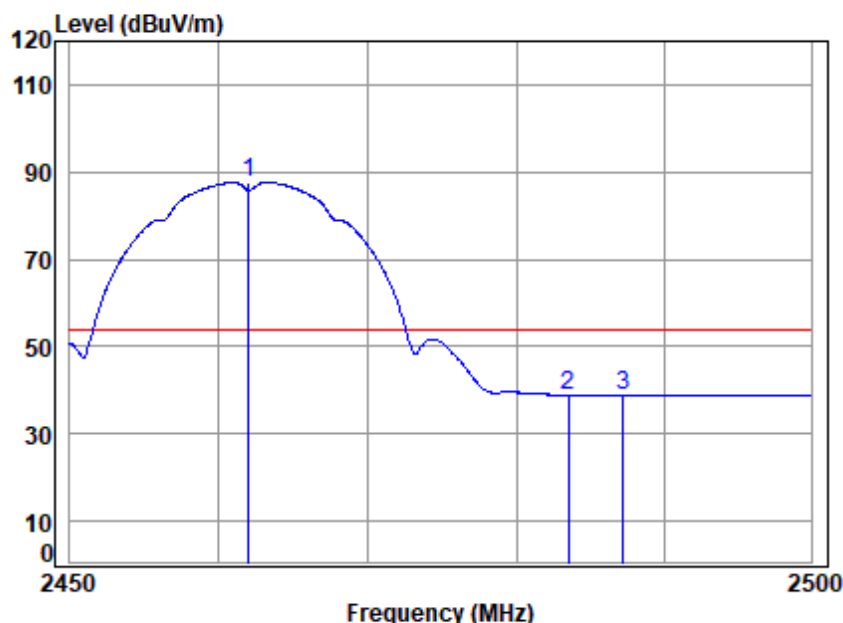
Site : chamber  
Condition: 3m VERTICAL  
Job No : 00108CR  
Mode : 2462 Band edge  
Note : 2.4G WIFI 11B

		Cable	Ant	Preamp	Read	Limit	Over	
Freq	Loss	Factor	Factor	Level	Level	Line	Limit	Remark
MHz	dB	dB/m	dB	dBuV	dBuV/m	dBuV/m	dB	
1 * 2462.000	3.91	28.64	41.00	98.77	90.32	74.00	16.32	peak
2 2483.500	4.01	28.67	41.01	56.07	47.74	74.00	-26.26	peak
3 2499.344	4.08	28.70	41.02	57.59	49.35	74.00	-24.65	peak





Mode:a; Polarization:Vertical; Modulation:802.11b; bandwidth:20MHz; Channel:High

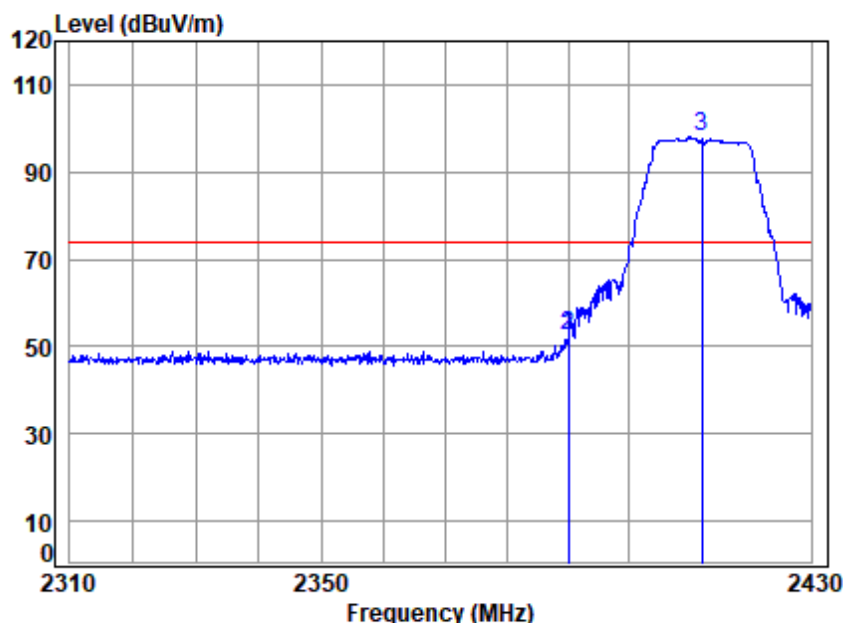


Site : chamber  
Condition: 3m VERTICAL  
Job No : 00108CR  
Mode : 2462 Band edge  
Note : 2.4G WIFI 11B

		Cable	Ant	Preamp	Read	Limit	Over	
Freq	Loss	Factor	Factor	Level	Level	Line	Limit	Remark
MHz	dB	dB/m	dB	dBuV	dBuV/m	dBuV/m	dB	
1 * 2462.000	3.91	28.64	41.00	96.06	87.61	54.00	33.61	Average
2 2483.500	4.01	28.67	41.01	47.14	38.81	54.00	-15.19	Average
3 2487.204	4.02	28.68	41.01	47.29	38.98	54.00	-15.02	Average



Mode:a; Polarization:Horizontal; Modulation:802.11g; bandwidth:20MHz; Channel:Low



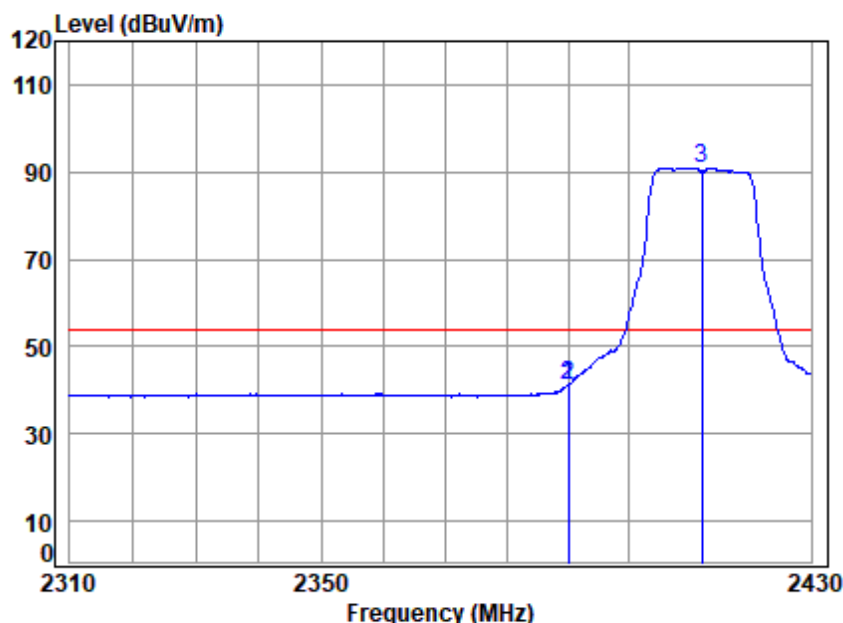
Site : chamber  
Condition: 3m HORIZONTAL  
Job No : 00108CR  
Mode : 2412 Band edge  
Note : 2.4G WIFI 11G

		Cable	Ant	Preamp	Read		Limit	Over	
	Freq	Loss	Factor	Factor	Level	Level	Line	Limit	Remark
	MHz	dB	dB/m	dB	dBuV	dBuV/m	dBuV/m	dB	
1	2389.968	3.69	28.52	40.97	61.25	52.49	74.00	-21.51	peak
2	2390.000	3.69	28.52	40.97	61.25	52.49	74.00	-21.51	peak
3 *	2412.000	3.68	28.56	40.98	106.71	97.97	74.00	23.97	peak



Unless otherwise agreed in writing, this document is issued by the Company subject to its General Conditions of Service printed overleaf, available on request or accessible at <http://www.sgs.com/en/Terms-and-Conditions.aspx> and, for electronic format documents, subject to Terms and Conditions for Electronic Documents at <http://www.sgs.com/en/Terms-and-Conditions/Terms-e-Documents.aspx>. Attention is drawn to the limitation of liability, indemnification and jurisdiction issues defined therein. Any holder of this document is advised that information contained hereon reflects the Company's findings at the time of its intervention only and within the limits of Client's instructions, if any. The Company's sole responsibility is to its Client and this document does not exonerate parties to a transaction from exercising all their rights and obligations under the transaction documents. This document cannot be reproduced except in full, without prior written approval of the Company. Any unauthorized alteration, forgery or falsification of the content or appearance of this document is unlawful and offenders may be prosecuted to the fullest extent of the law. Unless otherwise stated the results shown in this test report refer only to the sample(s) tested and such sample(s) are retained for 30 days only.  
Attention: To check the authenticity of testing / inspection report and certificate, please contact us at telephone: (86-755) 83071443, or email: [CN.Doccheck@sgs.com](mailto:CN.Doccheck@sgs.com)

Mode:a; Polarization:Horizontal; Modulation:802.11g; bandwidth:20MHz; Channel:Low



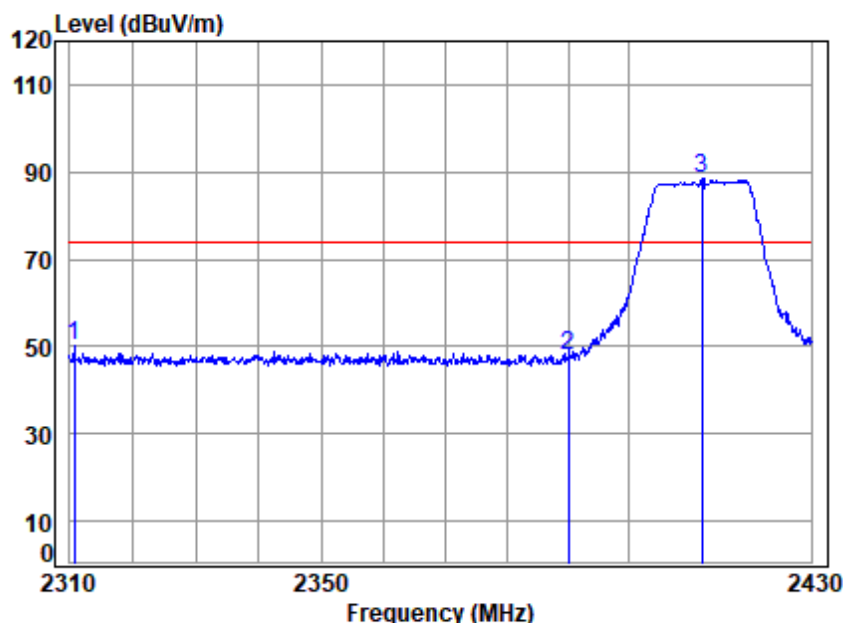
Site : chamber  
Condition: 3m HORIZONTAL  
Job No : 00108CR  
Mode : 2412 Band edge  
Note : 2.4G WIFI 11G

		Cable	Ant	Preamp	Read		Limit	Over	
	Freq	Loss	Factor	Factor	Level	Level	Line	Limit	Remark
	MHz	dB	dB/m	dB	dBuV	dBuV/m	dBuV/m	dB	
1	2389.968	3.69	28.52	40.97	49.83	41.07	54.00	-12.93	Average
2	2390.000	3.69	28.52	40.97	49.83	41.07	54.00	-12.93	Average
3 *	2412.000	3.68	28.56	40.98	99.69	90.95	54.00	36.95	Average



Unless otherwise agreed in writing, this document is issued by the Company subject to its General Conditions of Service printed overleaf, available on request or accessible at <http://www.sgs.com/en/Terms-and-Conditions.aspx> and, for electronic format documents, subject to Terms and Conditions for Electronic Documents at <http://www.sgs.com/en/Terms-and-Conditions/Terms-e-Documents.aspx>. Attention is drawn to the limitation of liability, indemnification and jurisdiction issues defined therein. Any holder of this document is advised that information contained hereon reflects the Company's findings at the time of its intervention only and within the limits of Client's instructions, if any. The Company's sole responsibility is to its Client and this document does not exonerate parties to a transaction from exercising all their rights and obligations under the transaction documents. This document cannot be reproduced except in full, without prior written approval of the Company. Any unauthorized alteration, forgery or falsification of the content or appearance of this document is unlawful and offenders may be prosecuted to the fullest extent of the law. Unless otherwise stated the results shown in this test report refer only to the sample(s) tested and such sample(s) are retained for 30 days only.

Mode:a; Polarization:Vertical; Modulation:802.11g; bandwidth:20MHz; Channel:Low



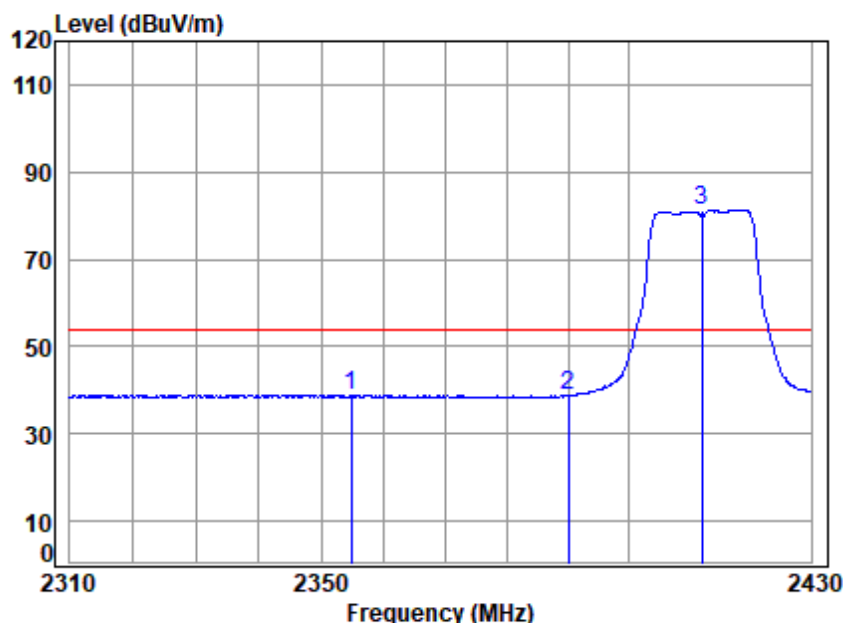
Site : chamber  
Condition: 3m VERTICAL  
Job No : 00108CR  
Mode : 2412 Band edge  
Note : 2.4G WIFI 11G

	Freq	Cable Loss	Ant Factor	Preamplifier Factor	Read Level	Level	Limit	Over Limit	Remark
	MHz	dB	dB/m	dB	dBuV	dBuV/m	dBuV/m	dB	
1	2310.702	4.22	28.38	40.94	58.32	49.98	74.00	-24.02	peak
2	2390.000	3.69	28.52	40.97	56.50	47.74	74.00	-26.26	peak
3 *	2412.000	3.68	28.56	40.98	97.37	88.63	74.00	14.63	peak





Mode:a; Polarization:Vertical; Modulation:802.11g; bandwidth:20MHz; Channel:Low



Site : chamber  
Condition: 3m VERTICAL  
Job No : 00108CR  
Mode : 2412 Band edge  
Note : 2.4G WIFI 11G

		Cable	Ant	Preamp	Read		Limit	Over	
	Freq	Loss	Factor	Factor	Level	Level	Line	Limit	Remark
	MHz	dB	dB/m	dB	dBuV	dBuV/m	dBuV/m	dB	
1	2354.885	3.92	28.46	40.96	47.44	38.86	54.00	-15.14	Average
2	2390.000	3.69	28.52	40.97	47.46	38.70	54.00	-15.30	Average
3 *	2412.000	3.68	28.56	40.98	90.04	81.30	54.00	27.30	Average

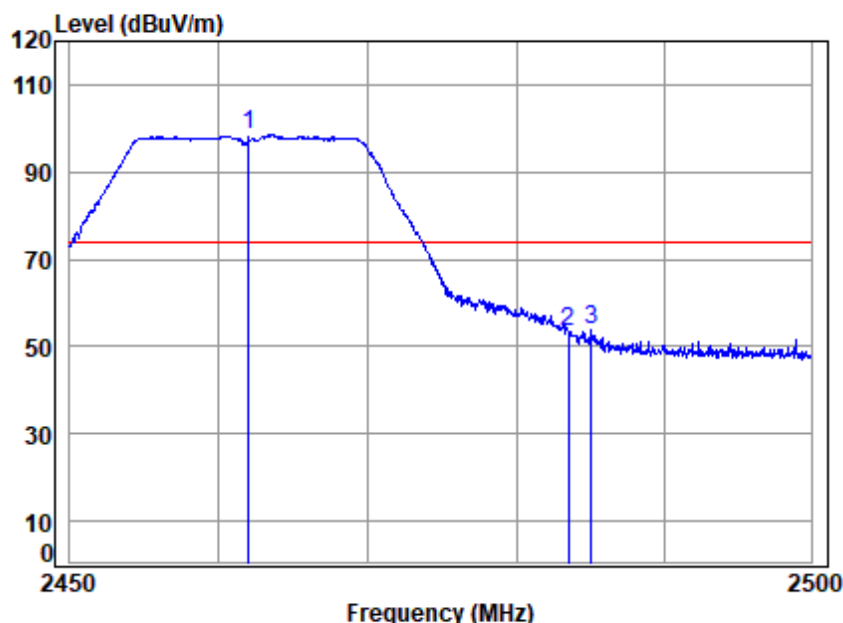


Unless otherwise agreed in writing, this document is issued by the Company subject to its General Conditions of Service printed overleaf, available on request or accessible at <http://www.sgs.com/en/Terms-and-Conditions.aspx> and, for electronic format documents, subject to Terms and Conditions for Electronic Documents at <http://www.sgs.com/en/Terms-and-Conditions/Terms-e-Documents.aspx>. Attention is drawn to the limitation of liability, indemnification and jurisdiction issues defined therein. Any holder of this document is advised that information contained hereon reflects the Company's findings at the time of its intervention only and within the limits of Client's instructions, if any. The Company's sole responsibility is to its Client and this document does not exonerate parties to a transaction from exercising all their rights and obligations under the transaction documents. This document cannot be reproduced except in full, without prior written approval of the Company. Any unauthorized alteration, forgery or falsification of the content or appearance of this document is unlawful and offenders may be prosecuted to the fullest extent of the law. Unless otherwise stated the results shown in this test report refer only to the sample(s) tested and such sample(s) are retained for 30 days only.  
Attention: To check the authenticity of testing / inspection report and certificate, please contact us at telephone: (86-755) 8307 1443, or email: [CN.Doccheck@sgs.com](mailto:CN.Doccheck@sgs.com)

SGS-CSTC Standards Technical Services Co., Ltd.  
Shenzhen Branch (China) Center EEC Laboratory

No.1 Workshop, M-10, Middle Section, Science & Technology Park, Shenzhen, China 518057 t (86-755) 26012053 f (86-755) 26710594 www.ssgroup.com.cn  
中国·深圳·科技园中区M-10栋一号厂房 邮编: 518057 t (86-755) 26012053 f (86-755) 26710594 sgs.china@sgs.com

Mode:a; Polarization:Horizontal; Modulation:802.11g; bandwidth:20MHz; Channel:High

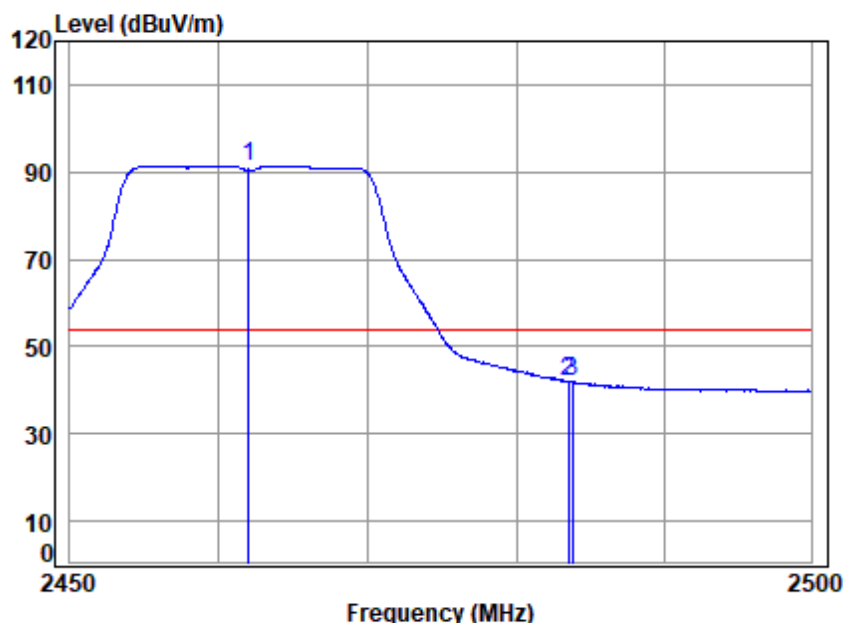


Site : chamber  
Condition: 3m HORIZONTAL  
Job No : 00108CR  
Mode : 2462 Band edge  
Note : 2.4G WIFI 11G

	Cable	Ant	Preamp	Read		Limit	Over	
Freq	Loss	Factor	Factor	Level	Level	Line	Limit	Remark
MHz	dB	dB/m	dB	dBuV	dBuV/m	dBuV/m	dB	
1 * 2462.000	3.91	28.64	41.00	106.94	98.49	74.00	24.49	peak
2 2483.500	4.01	28.67	41.01	61.90	53.57	74.00	-20.43	peak
3 2485.044	4.01	28.68	41.01	62.05	53.73	74.00	-20.27	peak



Mode:a; Polarization:Horizontal; Modulation:802.11g; bandwidth:20MHz; Channel:High



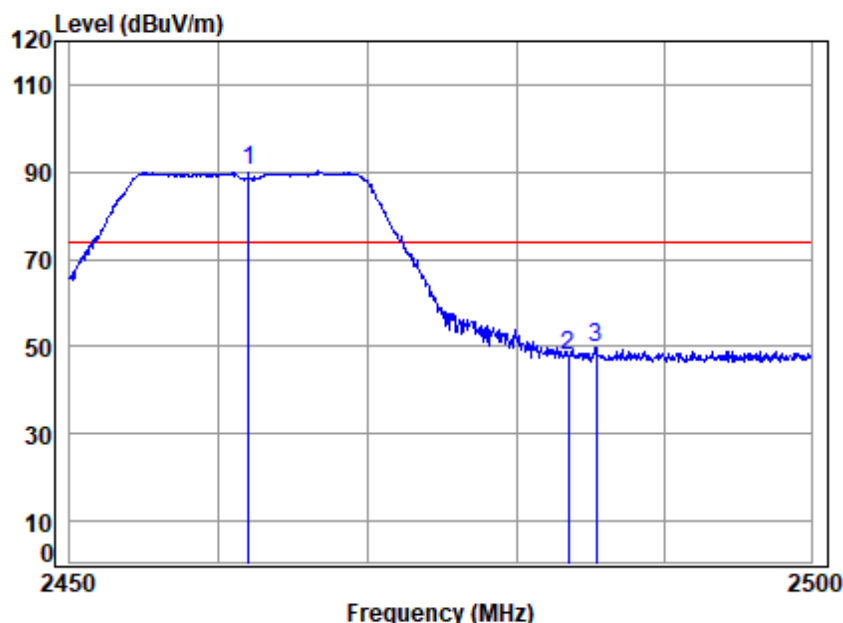
Site : chamber  
Condition: 3m HORIZONTAL  
Job No : 00108CR  
Mode : 2462 Band edge  
Note : 2.4G WIFI 11G

		Cable	Ant	Preamp	Read	Limit	Over	
	Freq	Loss	Factor	Factor	Level	Level	Line	Limit Remark
	MHz	dB	dB/m	dB	dBuV	dBuV/m	dBuV/m	dB
1 *	2462.000	3.91	28.64	41.00	99.85	91.40	54.00	37.40 Average
2	2483.500	4.01	28.67	41.01	50.30	41.97	54.00	-12.03 Average
3	2483.790	4.01	28.67	41.01	50.36	42.03	54.00	-11.97 Average



Unless otherwise agreed in writing, this document is issued by the Company subject to its General Conditions of Service printed overleaf, available on request or accessible at <http://www.sgs.com/en/Terms-and-Conditions.aspx> and, for electronic format documents, subject to Terms and Conditions for Electronic Documents at <http://www.sgs.com/en/Terms-and-Conditions/Terms-e-Documents.aspx>. Attention is drawn to the limitation of liability, indemnification and jurisdiction issues defined therein. Any holder of this document is advised that information contained hereon reflects the Company's findings at the time of its intervention only and within the limits of Client's instructions, if any. The Company's sole responsibility is to its Client and this document does not exonerate parties to a transaction from exercising all their rights and obligations under the transaction documents. This document cannot be reproduced except in full, without prior written approval of the Company. Any unauthorized alteration, forgery or falsification of the content or appearance of this document is unlawful and offenders may be prosecuted to the fullest extent of the law. Unless otherwise stated the results shown in this test report refer only to the sample(s) tested and such sample(s) are retained for 30 days only.  
Attention: To check the authenticity of testing / inspection report and certificate, please contact us at telephone: (86-755) 8307 1443, or email: [CN.Doccheck@sgs.com](mailto:CN.Doccheck@sgs.com)

Mode:a; Polarization:Vertical; Modulation:802.11g; bandwidth:20MHz; Channel:High



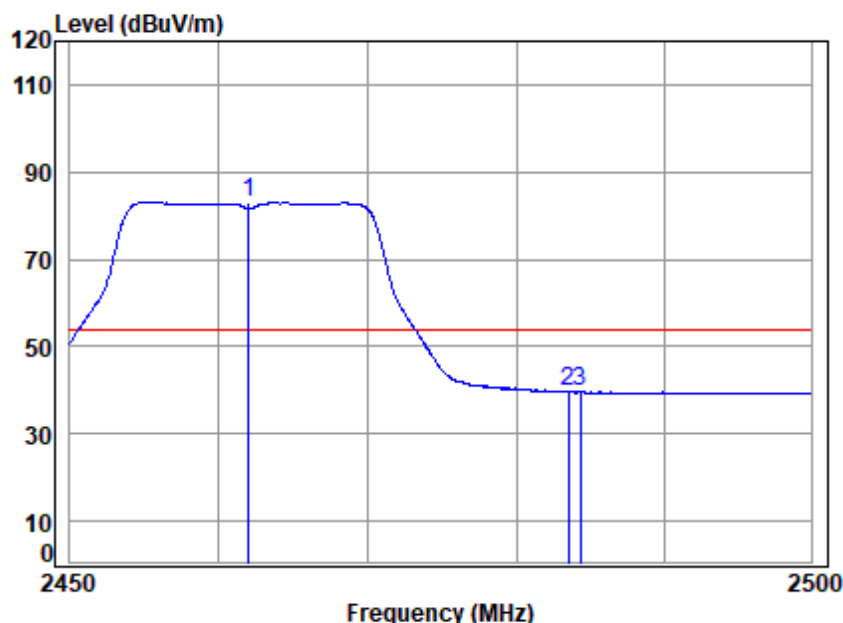
Site : chamber  
Condition: 3m VERTICAL  
Job No : 00108CR  
Mode : 2462 Band edge  
Note : 2.4G WIFI 11G

		Cable	Ant	Preamp	Read		Limit	Over	
	Freq	Loss	Factor	Factor	Level	Level	Line	Limit	Remark
	MHz	dB	dB/m	dB	dBuV	dBuV/m	dBuV/m	dB	
1 *	2462.000	3.91	28.64	41.00	98.60	90.15	74.00	16.15	peak
2	2483.500	4.01	28.67	41.01	56.28	47.95	74.00	-26.05	peak
3	2485.396	4.01	28.68	41.01	57.91	49.59	74.00	-24.41	peak





Mode:a; Polarization:Vertical; Modulation:802.11g; bandwidth:20MHz; Channel:High

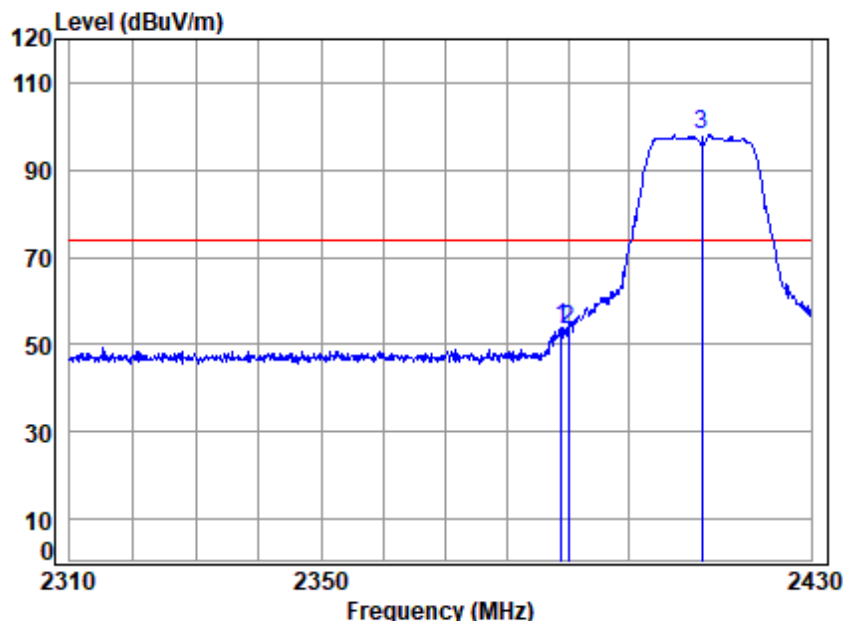


Site : chamber  
Condition: 3m VERTICAL  
Job No : 00108CR  
Mode : 2462 Band edge  
Note : 2.4G WIFI 11G

		Cable	Ant	Preamp	Read	Limit	Over	
	Freq	Loss	Factor	Factor	Level	Level	Line	Limit Remark
	MHz	dB	dB/m	dB	dBuV	dBuV/m	dBuV/m	dB
1 *	2462.000	3.91	28.64	41.00	91.44	82.99	54.00	28.99 Average
2	2483.500	4.01	28.67	41.01	47.96	39.63	54.00	-14.37 Average
3	2484.342	4.01	28.67	41.01	47.96	39.63	54.00	-14.37 Average



Mode:a; Polarization:Horizontal; Modulation:802.11n; bandwidth:20MHz; Channel:Low

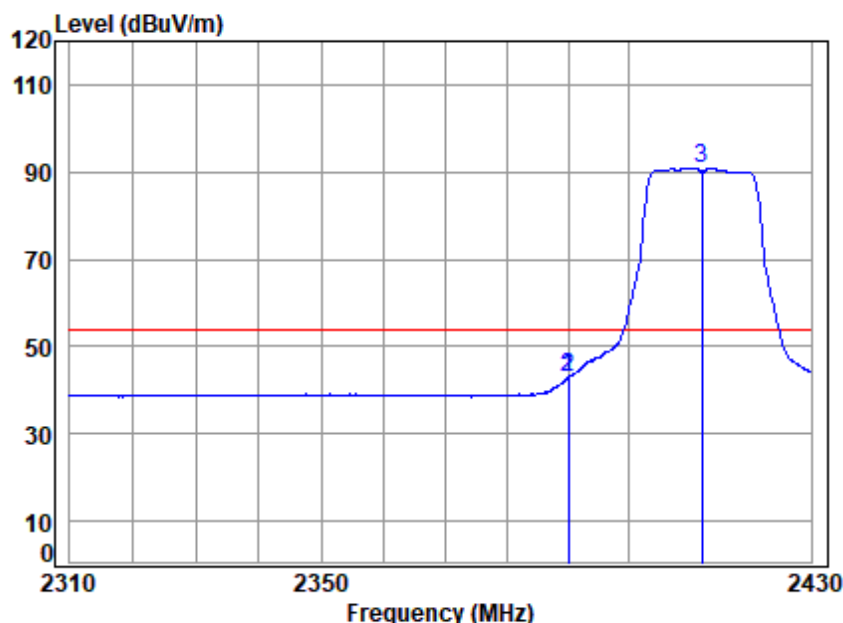


Site : chamber  
Condition: 3m HORIZONTAL  
Job No : 00108CR  
Mode : 2412 Band edge  
Note : 2.4G WIFI 11N20

		Cable	Ant	Preamp	Read		Limit	Over	
	Freq	Loss	Factor	Factor	Level	Level	Line	Limit	Remark
	MHz	dB	dB/m	dB	dBuV	dBuV/m	dBuV/m	dB	
1	2388.879	3.69	28.52	40.97	62.70	53.94	74.00	-20.06	peak
2	2390.000	3.69	28.52	40.97	62.24	53.48	74.00	-20.52	peak
3 *	2412.000	3.68	28.56	40.98	106.83	98.09	74.00	24.09	peak



Mode:a; Polarization:Horizontal; Modulation:802.11n; bandwidth:20MHz; Channel:Low



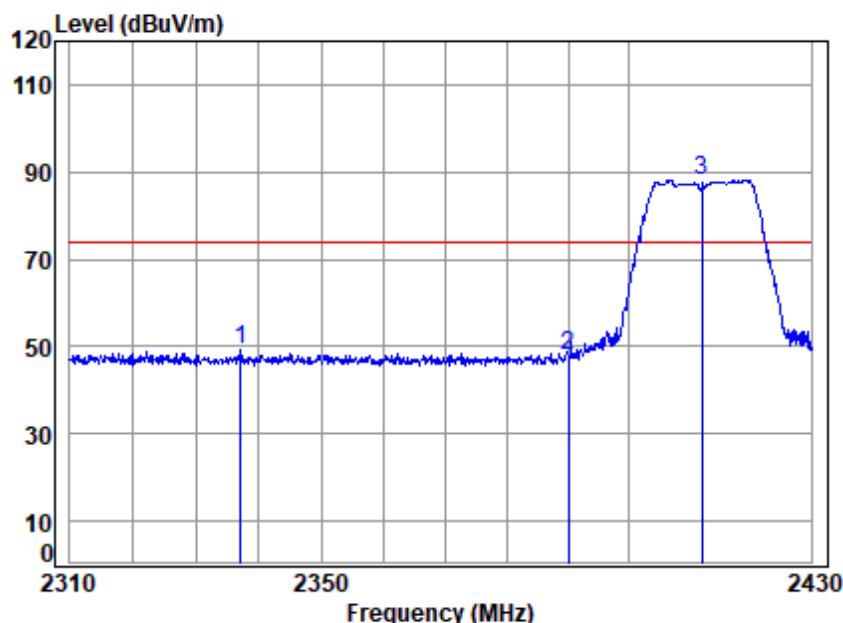
Site : chamber  
Condition: 3m HORIZONTAL  
Job No : 00108CR  
Mode : 2412 Band edge  
Note : 2.4G WIFI 11N20

		Cable	Ant	Preamp	Read		Limit	Over	
	Freq	Loss	Factor	Factor	Level	Level	Line	Limit	Remark
	MHz	dB	dB/m	dB	dBuV	dBuV/m	dBuV/m	dB	
1	2389.968	3.69	28.52	40.97	51.74	42.98	54.00	-11.02	Average
2	2390.000	3.69	28.52	40.97	51.74	42.98	54.00	-11.02	Average
3 *	2412.000	3.68	28.56	40.98	99.71	90.97	54.00	36.97	Average



Unless otherwise agreed in writing, this document is issued by the Company subject to its General Conditions of Service printed overleaf, available on request or accessible at <http://www.sgs.com/en/Terms-and-Conditions.aspx> and, for electronic format documents, subject to Terms and Conditions for Electronic Documents at <http://www.sgs.com/en/Terms-and-Conditions/Terms-e-Documents.aspx>. Attention is drawn to the limitation of liability, indemnification and jurisdiction issues defined therein. Any holder of this document is advised that information contained hereon reflects the Company's findings at the time of its intervention only and within the limits of Client's instructions, if any. The Company's sole responsibility is to its Client and this document does not exonerate parties to a transaction from exercising all their rights and obligations under the transaction documents. This document cannot be reproduced except in full, without prior written approval of the Company. Any unauthorized alteration, forgery or falsification of the content or appearance of this document is unlawful and offenders may be prosecuted to the fullest extent of the law. Unless otherwise stated the results shown in this test report refer only to the sample(s) tested and such sample(s) are retained for 30 days only.

Mode:a; Polarization:Vertical; Modulation:802.11n; bandwidth:20MHz; Channel:Low



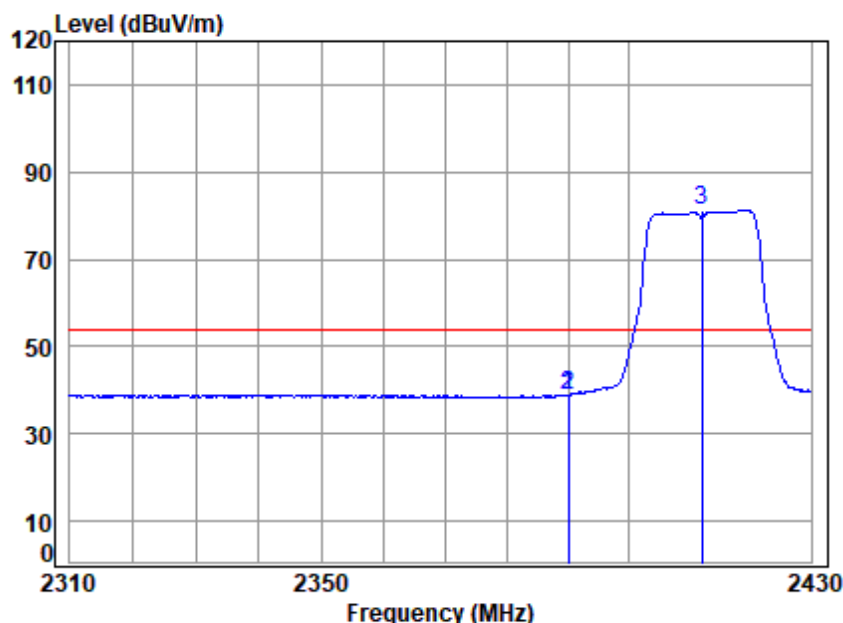
Site : chamber  
Condition: 3m VERTICAL  
Job No : 00108CR  
Mode : 2412 Band edge  
Note : 2.4G WIFI 11N20

		Cable	Ant	Preamp	Read		Limit	Over	
	Freq	Loss	Factor	Factor	Level	Level	Line	Limit	Remark
	MHz	dB	dB/m	dB	dBuV	dBuV/m	dBuV/m	dB	
1	2337.183	4.04	28.43	40.95	57.69	49.21	74.00	-24.79	peak
2	2390.000	3.69	28.52	40.97	56.74	47.98	74.00	-26.02	peak
3 *	2412.000	3.68	28.56	40.98	96.98	88.24	74.00	14.24	peak





Mode:a; Polarization:Vertical; Modulation:802.11n; bandwidth:20MHz; Channel:Low

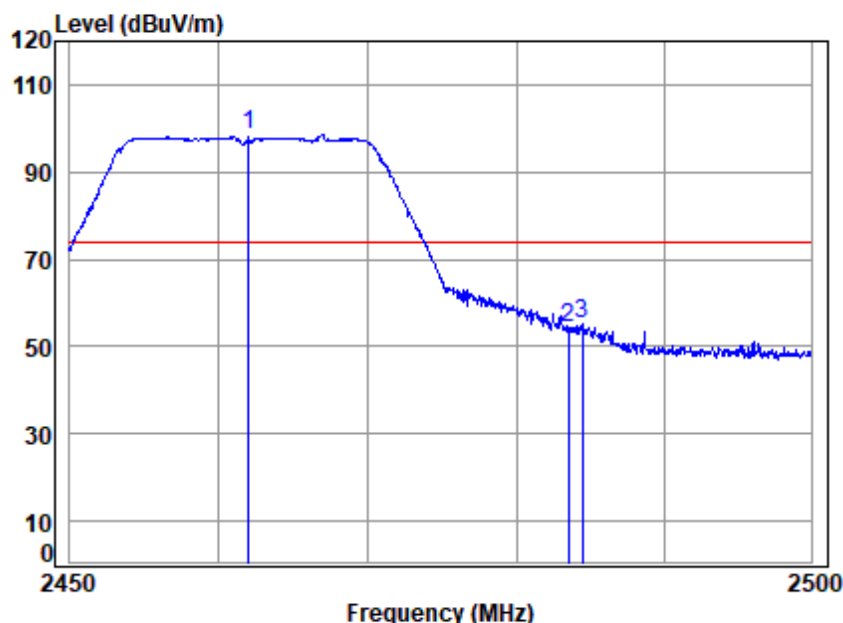


Site : chamber  
Condition: 3m VERTICAL  
Job No : 00108CR  
Mode : 2412 Band edge  
Note : 2.4G WIFI 11N20

		Cable	Ant	Preamp	Read		Limit	Over	
	Freq	Loss	Factor	Factor	Level	Level	Line	Limit	Remark
	MHz	dB	dB/m	dB	dBuV	dBuV/m	dBuV/m	dB	
1	2389.968	3.69	28.52	40.97	47.76	39.00	54.00	-15.00	Average
2	2390.000	3.69	28.52	40.97	47.76	39.00	54.00	-15.00	Average
3 *	2412.000	3.68	28.56	40.98	89.89	81.15	54.00	27.15	Average



Mode:a; Polarization:Horizontal; Modulation:802.11n; bandwidth:20MHz; Channel:High

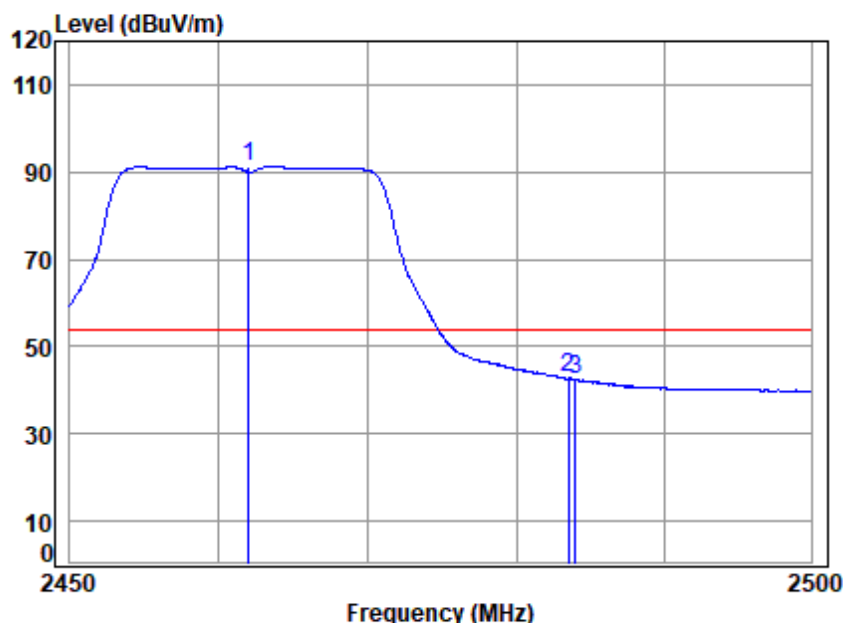


Site : chamber  
Condition: 3m HORIZONTAL  
Job No : 00108CR  
Mode : 2462 Band edge  
Note : 2.4G WIFI 11N20

		Cable	Ant	Preamp	Read		Limit	Over	
	Freq	Loss	Factor	Factor	Level	Level	Line	Limit	Remark
	MHz	dB	dB/m	dB	dBuV	dBuV/m	dBuV/m	dB	
1 *	2462.000	3.91	28.64	41.00	106.86	98.41	74.00	24.41	peak
2	2483.500	4.01	28.67	41.01	62.59	54.26	74.00	-19.74	peak
3	2484.442	4.01	28.67	41.01	63.47	55.14	74.00	-18.86	peak



Mode:a; Polarization:Horizontal; Modulation:802.11n; bandwidth:20MHz; Channel:High

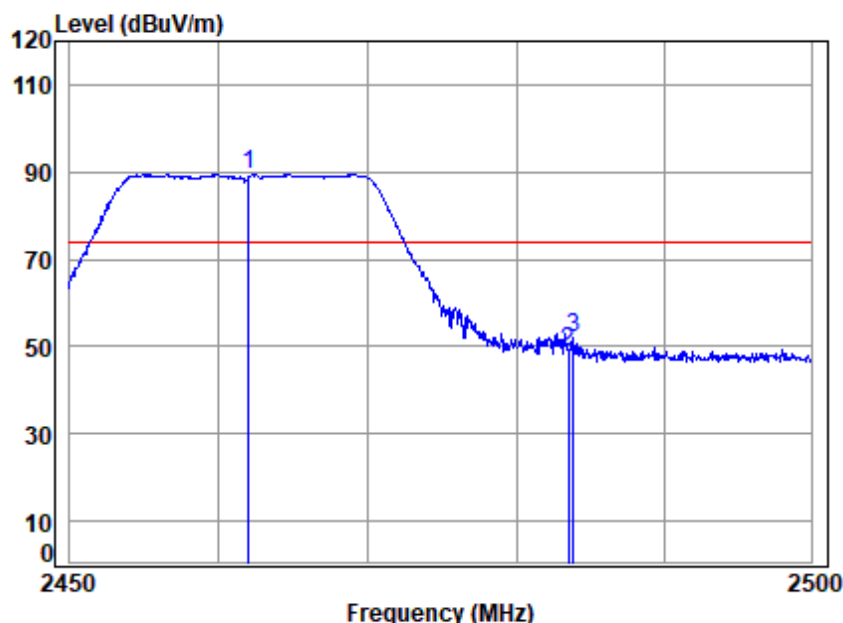


Site : chamber  
Condition: 3m HORIZONTAL  
Job No : 00108CR  
Mode : 2462 Band edge  
Note : 2.4G WIFI 11N20

		Cable	Ant	Preamp	Read	Limit	Over	
Freq	Loss	Factor	Factor	Level	Level	Line	Limit	Remark
MHz	dB	dB/m	dB	dBuV	dBuV/m	dBuV/m	dB	
1 * 2462.000	3.91	28.64	41.00	99.63	91.18	54.00	37.18	Average
2 2483.500	4.01	28.67	41.01	51.06	42.73	54.00	-11.27	Average
3 2483.990	4.01	28.67	41.01	50.84	42.51	54.00	-11.49	Average



Mode:a; Polarization:Vertical; Modulation:802.11n; bandwidth:20MHz; Channel:High



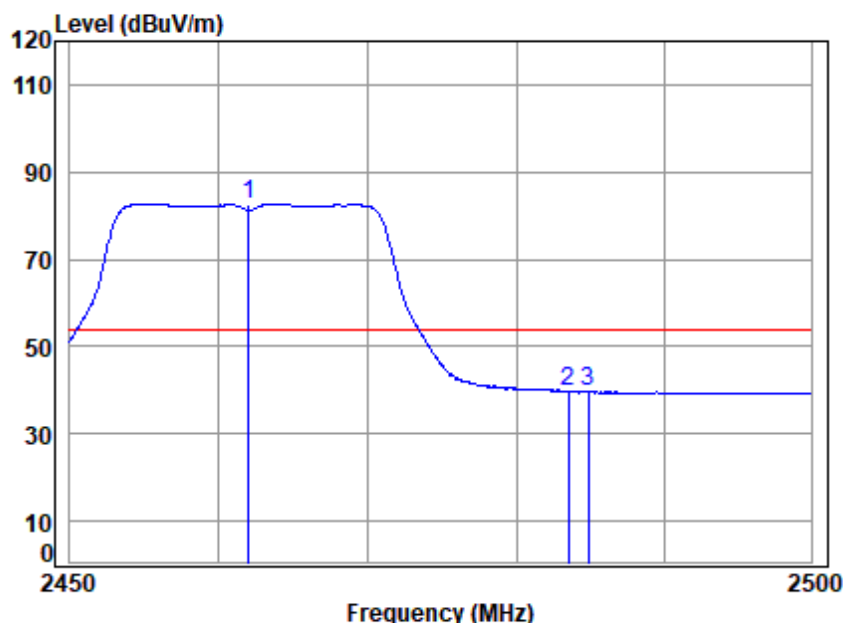
Site : chamber  
Condition: 3m VERTICAL  
Job No : 00108CR  
Mode : 2462 Band edge  
Note : 2.4G WIFI 11N20

		Cable	Ant	Preamp	Read	Limit	Over	
Freq	Loss	Factor	Factor	Level	Level	Line	Limit	Remark
MHz	dB	dB/m	dB	dBuV	dBuV/m	dBuV/m	dB	
1 * 2462.000	3.91	28.64	41.00	98.06	89.61	74.00	15.61	peak
2 2483.500	4.01	28.67	41.01	57.01	48.68	74.00	-25.32	peak
3 2483.840	4.01	28.67	41.01	60.39	52.06	74.00	-21.94	peak





Mode:a; Polarization:Vertical; Modulation:802.11n; bandwidth:20MHz; Channel:High

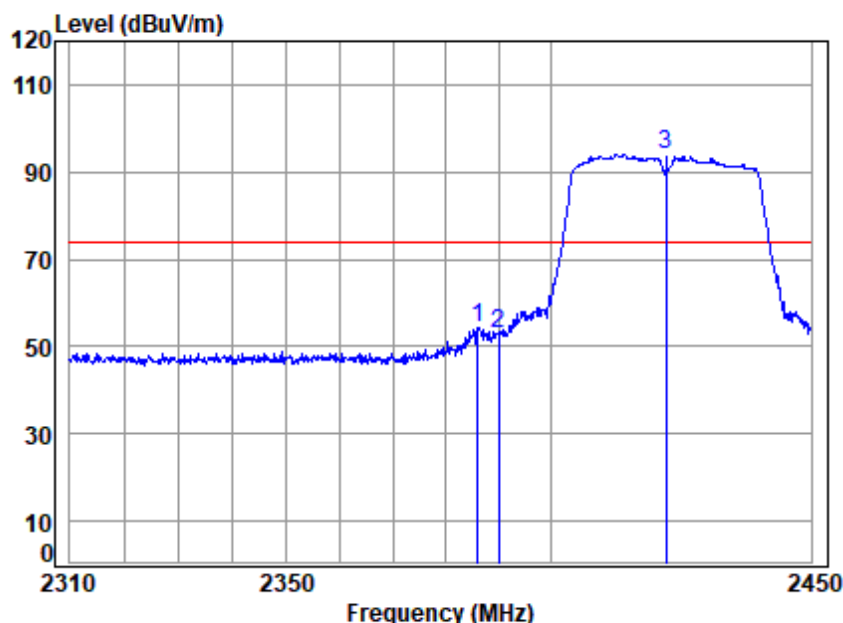


Site : chamber  
Condition: 3m VERTICAL  
Job No : 00108CR  
Mode : 2462 Band edge  
Note : 2.4G WIFI 11N20

		Cable	Ant	Preamp	Read	Limit	Over	
	Freq	Loss	Factor	Factor	Level	Level	Line	Limit Remark
	MHz	dB	dB/m	dB	dBuV	dBuV/m	dBuV/m	dB
1 *	2462.000	3.91	28.64	41.00	91.07	82.62	54.00	28.62 Average
2	2483.500	4.01	28.67	41.01	48.01	39.68	54.00	-14.32 Average
3	2484.844	4.01	28.68	41.01	48.07	39.75	54.00	-14.25 Average



Mode:a; Polarization:Horizontal; Modulation:802.11n; bandwidth:40MHz; Channel:Low

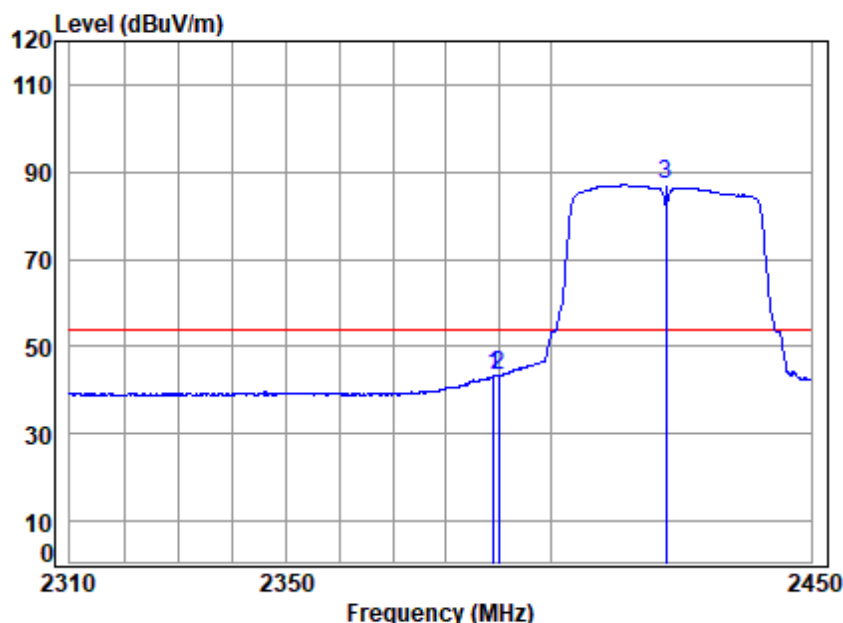


Site : chamber  
Condition: 3m HORIZONTAL  
Job No : 00108CR  
Mode : 2422 Band edge  
Note : 2.4G WIFI 11N40

		Cable	Ant	Preamp	Read		Limit	Over	
	Freq	Loss	Factor	Factor	Level	Level	Line	Limit	Remark
	MHz	dB	dB/m	dB	dBuV	dBuV/m	dBuV/m	dB	
1	2385.980	3.71	28.51	40.97	63.24	54.49	74.00	-19.51	peak
2	2390.000	3.69	28.52	40.97	61.63	52.87	74.00	-21.13	peak
3 *	2422.000	3.72	28.57	40.99	102.80	94.10	74.00	20.10	peak



Mode:a; Polarization:Horizontal; Modulation:802.11n; bandwidth:40MHz; Channel:Low

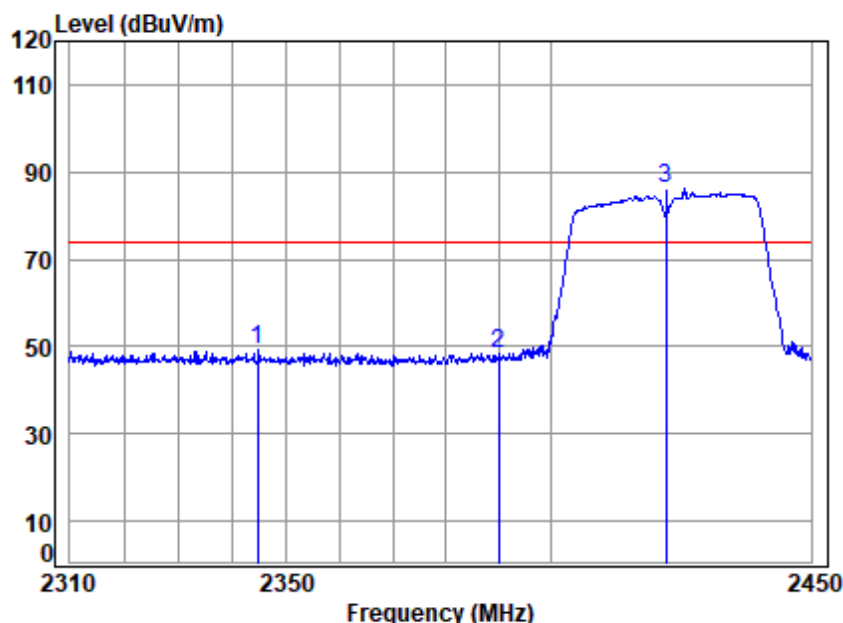


Site : chamber  
Condition: 3m HORIZONTAL  
Job No : 00108CR  
Mode : 2422 Band edge  
Note : 2.4G WIFI 11N40

		Cable	Ant	Preamp	Read		Limit	Over	
	Freq	Loss	Factor	Factor	Level	Level	Line	Limit	Remark
	MHz	dB	dB/m	dB	dBuV	dBuV/m	dBuV/m	dB	
1	2389.070	3.69	28.52	40.97	52.21	43.45	54.00	-10.55	Average
2	2390.000	3.69	28.52	40.97	52.17	43.41	54.00	-10.59	Average
3 *	2422.000	3.72	28.57	40.99	95.76	87.06	54.00	33.06	Average



Mode:a; Polarization:Vertical; Modulation:802.11n; bandwidth:40MHz; Channel:Low



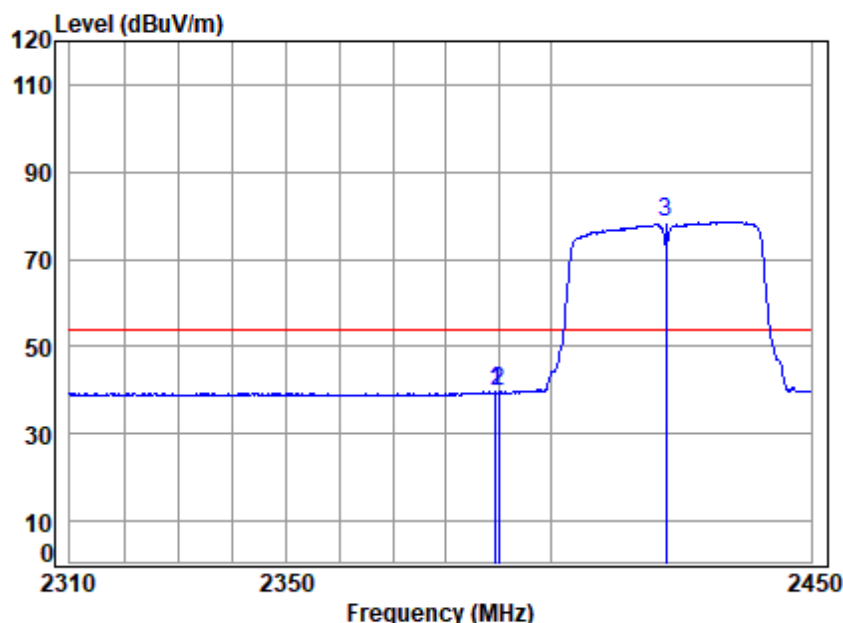
Site : chamber  
Condition: 3m VERTICAL  
Job No : 00108CR  
Mode : 2422 Band edge  
Note : 2.4G WIFI 11N40

		Cable	Ant	Preamp	Read		Limit	Over	
	Freq	Loss	Factor	Factor	Level	Level	Line	Limit	Remark
	MHz	dB	dB/m	dB	dBuV	dBuV/m	dBuV/m	dB	
1	2344.783	3.99	28.44	40.95	57.77	49.25	74.00	-24.75	peak
2	2390.000	3.69	28.52	40.97	56.92	48.16	74.00	-25.84	peak
3 *	2422.000	3.72	28.57	40.99	94.77	86.07	74.00	12.07	peak





Mode:a; Polarization:Vertical; Modulation:802.11n; bandwidth:40MHz; Channel:Low

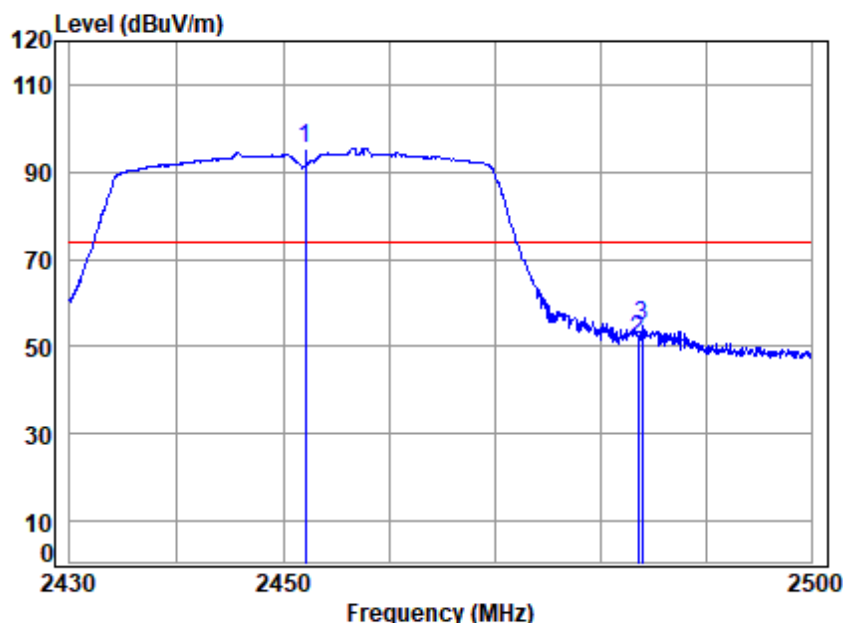


Site : chamber  
Condition: 3m VERTICAL  
Job No : 00108CR  
Mode : 2422 Band edge  
Note : 2.4G WIFI 11N40

		Cable	Ant	Preamp	Read		Limit	Over	
	Freq	Loss	Factor	Factor	Level	Level	Line	Limit	Remark
	MHz	dB	dB/m	dB	dBuV	dBuV/m	dBuV/m	dB	
1	2389.492	3.69	28.52	40.97	48.31	39.55	54.00	-14.45	Average
2	2390.000	3.69	28.52	40.97	48.26	39.50	54.00	-14.50	Average
3 *	2422.000	3.72	28.57	40.99	87.01	78.31	54.00	24.31	Average



Mode:a; Polarization:Horizontal; Modulation:802.11n; bandwidth:40MHz; Channel:High

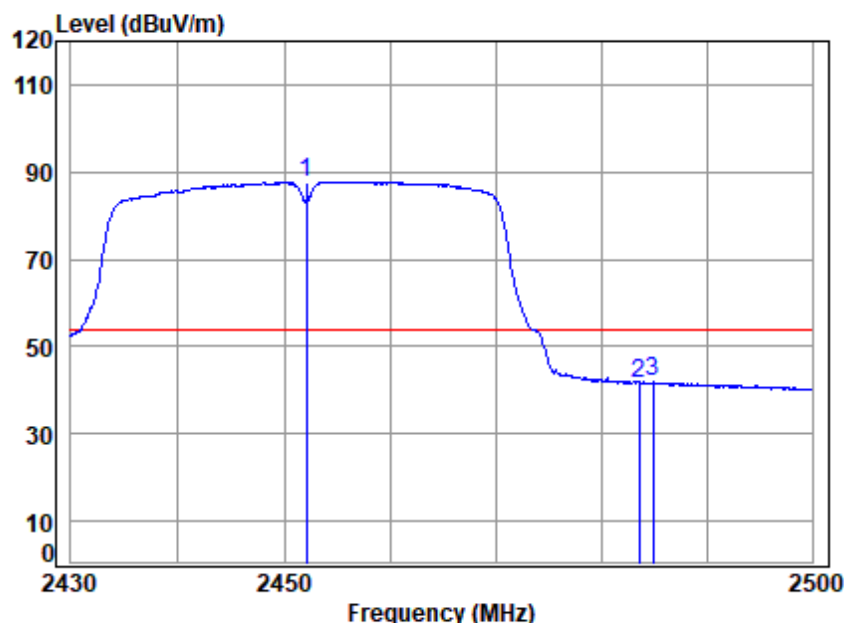


Site : chamber  
Condition: 3m HORIZONTAL  
Job No : 00108CR  
Mode : 2452 Band edge  
Note : 2.4G WIFI 11N40

		Cable	Ant	Preamp	Read	Limit	Over	
Freq	Loss	Factor	Factor	Level	Level	Line	Limit	Remark
MHz	dB	dB/m	dB	dBuV	dBuV/m	dBuV/m	dB	
1 * 2452.000	3.86	28.62	41.00	104.05	95.53	74.00	21.53	peak
2 2483.500	4.01	28.67	41.01	59.87	51.54	74.00	-22.46	peak
3 2483.865	4.01	28.67	41.01	62.95	54.62	74.00	-19.38	peak



Mode:a; Polarization:Horizontal; Modulation:802.11n; bandwidth:40MHz; Channel:High

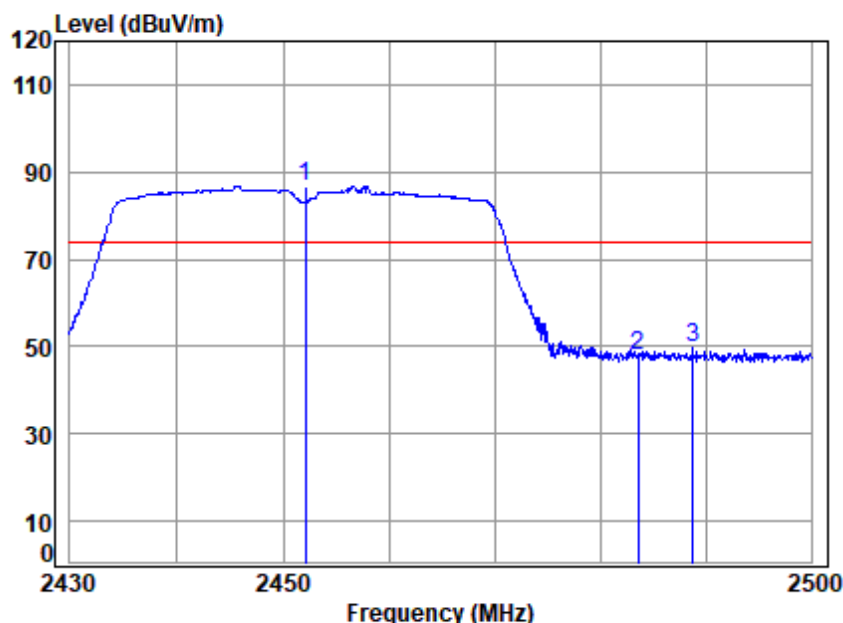


Site : chamber  
Condition: 3m HORIZONTAL  
Job No : 00108CR  
Mode : 2452 Band edge  
Note : 2.4G WIFI 11N40

		Cable	Ant	Preamp	Read	Limit	Over	
Freq	Loss	Factor	Factor	Level	Level	Line	Limit	Remark
MHz	dB	dB/m	dB	dBuV	dBuV/m	dBuV/m	dB	
1 * 2452.000	3.86	28.62	41.00	96.24	87.72	54.00	33.72	Average
2 2483.500	4.01	28.67	41.01	49.96	41.63	54.00	-12.37	Average
3 2484.782	4.01	28.68	41.01	50.20	41.88	54.00	-12.12	Average



Mode:a; Polarization:Vertical; Modulation:802.11n; bandwidth:40MHz; Channel:High



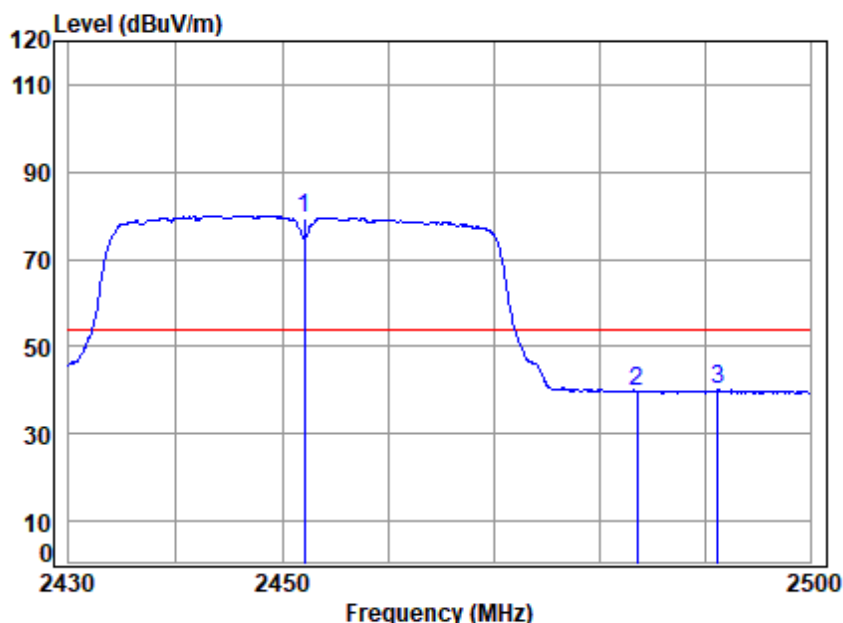
Site : chamber  
Condition: 3m VERTICAL  
Job No : 00108CR  
Mode : 2452 Band edge  
Note : 2.4G WIFI 11N40

		Cable	Ant	Preamp	Read	Limit	Over	
	Freq	Loss	Factor	Factor	Level	Level	Line	Limit Remark
	MHz	dB	dB/m	dB	dBuV	dBuV/m	dBuV/m	dB
1 *	2452.000	3.86	28.62	41.00	95.43	86.91	74.00	12.91 peak
2	2483.500	4.01	28.67	41.01	56.04	47.71	74.00	-26.29 peak
3	2488.666	4.03	28.68	41.01	57.89	49.59	74.00	-24.41 peak





Mode:a; Polarization:Vertical; Modulation:802.11n; bandwidth:40MHz; Channel:High



Site : chamber  
Condition: 3m VERTICAL  
Job No : 00108CR  
Mode : 2452 Band edge  
Note : 2.4G WIFI 11N40

		Cable	Ant	Preamp	Read	Limit	Over	
Freq		Loss	Factor	Factor	Level	Level	Line	Limit Remark
MHz		dB	dB/m	dB	dBuV	dBuV/m	dBuV/m	dB
1 *	2452.000	3.86	28.62	41.00	88.02	79.50	54.00	25.50 Average
2	2483.500	4.01	28.67	41.01	47.97	39.64	54.00	-14.36 Average
3	2491.212	4.04	28.69	41.01	48.29	40.01	54.00	-13.99 Average



SGS-CSTC Standards Technical Services Co., Ltd.  
Shenzhen Branch

Unless otherwise agreed in writing, this document is issued by the Company subject to its General Conditions of Service printed overleaf, available on request or accessible at <http://www.sgs.com/en/Terms-and-Conditions.aspx> and, for electronic format documents, subject to Terms and Conditions for Electronic Documents at <http://www.sgs.com/en/Terms-and-Conditions/Terms-e-Documents.aspx>. Attention is drawn to the limitation of liability, indemnification and jurisdiction issues defined therein. Any holder of this document is advised that information contained hereon reflects the Company's findings at the time of its intervention only and within the limits of Client's instructions, if any. The Company's sole responsibility is to its Client and this document does not exonerate parties to a transaction from exercising all their rights and obligations under the transaction documents. This document cannot be reproduced except in full, without prior written approval of the Company. Any unauthorized alteration, forgery or falsification of the content or appearance of this document is unlawful and offenders may be prosecuted to the fullest extent of the law. Unless otherwise stated the results shown in this test report refer only to the sample(s) tested and such sample(s) are retained for 30 days only.  
Attention: To check the authenticity of testing / inspection report and certificate, please contact us at telephone: (86-755) 8307 1443, or email: [CN.Doccheck@sgs.com](mailto:CN.Doccheck@sgs.com)

No.1 Workshop, M-10, Middle Section, Science & Technology Park, Shenzhen, China 518057 t (86-755) 26012053 f (86-755) 26710594 www.sgs.com.cn  
中国·深圳·科技园中区M-10栋一号厂房 邮编: 518057 t (86-755) 26012053 f (86-755) 26710594 sgs.china@sgs.com

## 7.8 Radiated Spurious Emissions

Test Requirement 47 CFR Part 15, Subpart C 15.209 & 15.247(d)

Test Method: ANSI C63.10 (2013) Section 6.4,6.5,6.6

Measurement Distance: 3m

Limit:

Frequency(MHz)	Field strength(microvolts/meter)	Measurement distance(meters)
0.009-0.490	2400/F(kHz)	300
0.490-1.705	24000/F(kHz)	30
1.705-30.0	30	30
30-88	100	3
88-216	150	3
216-960	200	3
Above 960	500	3

Remark: The emission limits shown in the above table are based on measurements employing a CISPR quasi-peak detector except for the frequency bands 9-90kHz, 110-490kHz and above 1000 MHz. Radiated emission limits in these three bands are based on measurements employing an average detector, the peak field strength of any emission shall not exceed the maximum permitted average limits specified above by more than 20 dB under any condition of modulation.



Unless otherwise agreed in writing, this document is issued by the Company subject to its General Conditions of Service printed overleaf, available on request or accessible at <http://www.sgs.com/en/Terms-and-Conditions.aspx> and, for electronic format documents, subject to Terms and Conditions for Electronic Documents at <http://www.sgs.com/en/Terms-and-Conditions/Terms-e-Documents.aspx>. Attention is drawn to the limitation of liability, indemnification and jurisdiction issues defined therein. Any holder of this document is advised that information contained hereon reflects the Company's findings at the time of its intervention only and within the limits of Client's instructions, if any. The Company's sole responsibility is to its Client and this document does not exonerate parties to a transaction from exercising all their rights and obligations under the transaction documents. This document cannot be reproduced except in full, without prior written approval of the Company. Any unauthorized alteration, forgery or falsification of the content or appearance of this document is unlawful and offenders may be prosecuted to the fullest extent of the law. Unless otherwise stated the results shown in this test report refer only to the sample(s) tested and such sample(s) are retained for 30 days only.  
**Attention: To check the authenticity of testing / inspection report & certificate, please contact us at telephone: (86-755) 8307 1443, or email: CN.Doccheck@sgs.com**

SGS-CSTC Standards Technical Services Co., Ltd.  
Shenzhen Branch, EMC Laboratory

No.1 Workshop, M-10, Middle Section, Science & Technology Park, Shenzhen, China 518057 t (86-755) 26012053 f (86-755) 26710594 www.ssgroup.com.cn  
中国·深圳·科技园中区M-10栋一号厂房 邮编: 518057 t (86-755) 26012053 f (86-755) 26710594 sgs.china@sgs.com

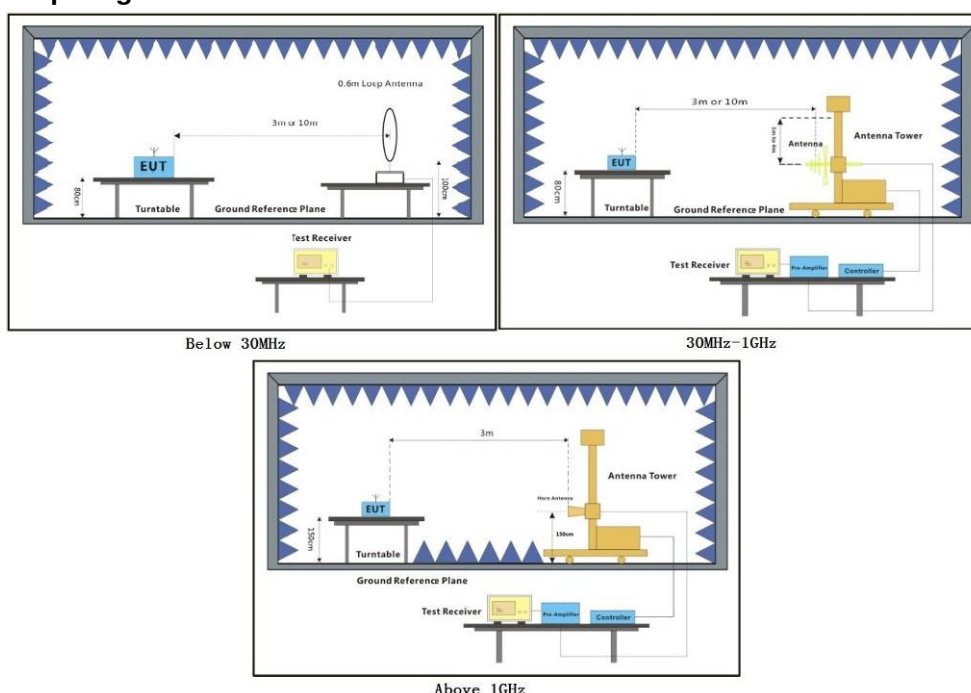
### 7.8.1 E.U.T. Operation

Operating Environment:

Temperature: 25 °C Humidity: 45 % RH Atmospheric Pressure: 1020 mbar

Test mode a:TX mode\_Keep the EUT in continuously transmitting mode with all modulation types. All data rates for each modulation type have been tested and found the data rate @ 1Mbps is the worst case of IEEE 802.11b; data rate @ 6Mbps is the worst case of IEEE 802.11g; data rate @ 6.5Mbps is the worst case of IEEE 802.11n(HT20); data rate @ 13.5Mbps is the worst case of IEEE 802.11n(HT40). Only the data of worst case is recorded in the report.

### 7.8.2 Test Setup Diagram



### 7.8.3 Measurement Procedure and Data

- a. For below 1GHz, the EUT was placed on the top of a rotating table 0.8 meters above the ground at a 3 or 10 meter semi-anechoic chamber. The table was rotated 360 degrees to determine the position of the highest radiation.
- b. For above 1GHz, the EUT was placed on the top of a rotating table 1.5 meters above the ground at a 3 meter fully-anechoic chamber. The table was rotated 360 degrees to determine the position of the highest radiation.
- c. The EUT was set 3 or 10 meters away from the interference-receiving antenna, which was mounted on the top of a variable-height antenna tower.
- d. The antenna height is varied from one meter to four meters above the ground to determine the maximum value of the field strength. Both horizontal and vertical polarizations of the antenna are set to make the measurement.
- e. For each suspected emission, the EUT was arranged to its worst case and then the antenna was tuned to heights from 1 meter to 4 meters (for the test frequency of below 30MHz, the antenna was tuned to heights 1 meter) and the rotatable table was turned from 0 degrees to 360 degrees to find the maximum reading.
- f. The test-receiver system was set to Peak Detect Function and Specified Bandwidth with Maximum Hold Mode.
- g. If the emission level of the EUT in peak mode was 10dB lower than the limit specified, then testing could be stopped and the peak values of the EUT would be reported. Otherwise the emissions that did not have 10dB margin would be re-tested one by one using peak, quasi-peak or average method as specified and then reported in a data sheet.
- h. Test the EUT in the lowest channel, the middle channel, the Highest channel.
- i. The radiation measurements are performed in X, Y, Z axis positioning for Transmitting mode, and found the X axis positioning which it is the worst case.
- j. Repeat above procedures until all frequencies measured was complete.

#### Remark:

- 1) For emission below 1GHz, through pre-scan found the worst case is the lowest channel. Only the worst case is recorded in the report.
- 2) The field strength is calculated by adding the Antenna Factor, Cable Factor & Preamplifier. The basic equation with a sample calculation is as follows:  
Final Test Level = Receiver Reading + Antenna Factor + Cable Factor – Preamplifier Factor
- 3) Scan from 9kHz to 25GHz, the disturbance above 18GHz and below 30MHz was very low. The points marked on above plots are the highest emissions could be found when testing, so only above points had been displayed. The amplitude of spurious emissions from the radiator which are attenuated more than 20dB below the limit need not be reported.
- 4) For frequencies above 1GHz, the field strength limits are based on average limits. However, the peak field strength of any emission shall not exceed the maximum permitted average limits specified above by more than 20 dB under any condition of modulation. For the emissions whose peak level is lower than the average limit, only the peak measurement is shown in the report.

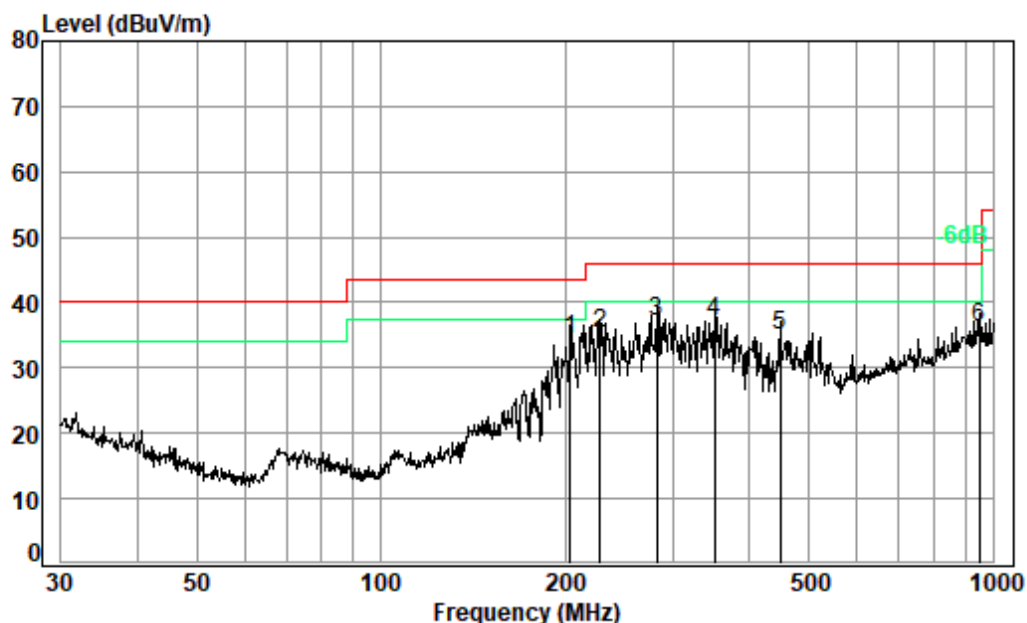


Unless otherwise agreed in writing, this document is issued by the Company subject to its General Conditions of Service printed overleaf, available on request or accessible at <http://www.sgs.com/en/Terms-and-Conditions.aspx> and, for electronic format documents, subject to Terms and Conditions for Electronic Documents at <http://www.sgs.com/en/Terms-and-Conditions/Terms-e-Documents.aspx>. Attention is drawn to the limitation of liability, indemnification and jurisdiction issues defined therein. Any holder of this document is advised that information contained hereon reflects the Company's findings at the time of its intervention only and within the limits of Client's instructions, if any. The Company's sole responsibility is to its Client and this document does not exonerate parties to a transaction from exercising all their rights and obligations under the transaction documents. This document cannot be reproduced except in full, without prior written approval of the Company. Any unauthorized alteration, forgery or falsification of the content or appearance of this document is unlawful and offenders may be prosecuted to the fullest extent of the law. Unless otherwise stated the results shown in this test report refer only to the sample(s) tested and such sample(s) are retained for 30 days only.  
Attention: To check the authenticity of testing / inspection report & certificate, please contact us at telephone: (86-755) 8307 1443, or email: [CN.Doecheck@sgs.com](mailto:CN.Doecheck@sgs.com)



30MHz~1GHz

Mode:a; Polarization:Horizontal;



Condition: 3m HORIZONTAL

Job No. : 00108CR

Test Mode: a

	Freq	Cable Loss	Ant Factor	Preamp Factor	Read Level	Level	Limit Line	Over Limit	Remark
	MHz	dB	dB/m	dB	dBuV	dBuV/m	dBuV/m	dB	
1	203.52	1.42	16.63	27.15	43.55	34.45	43.50	-9.05	QP
2	228.49	1.56	17.90	27.08	42.95	35.33	46.00	-10.67	QP
3 pp	281.99	1.82	18.88	26.93	43.40	37.17	46.00	-8.83	QP
4	350.48	2.06	21.11	27.18	41.09	37.08	46.00	-8.92	QP
5	449.56	2.41	23.55	27.64	36.80	35.12	46.00	-10.88	QP
6	948.76	3.65	30.05	27.10	29.60	36.20	46.00	-9.80	QP

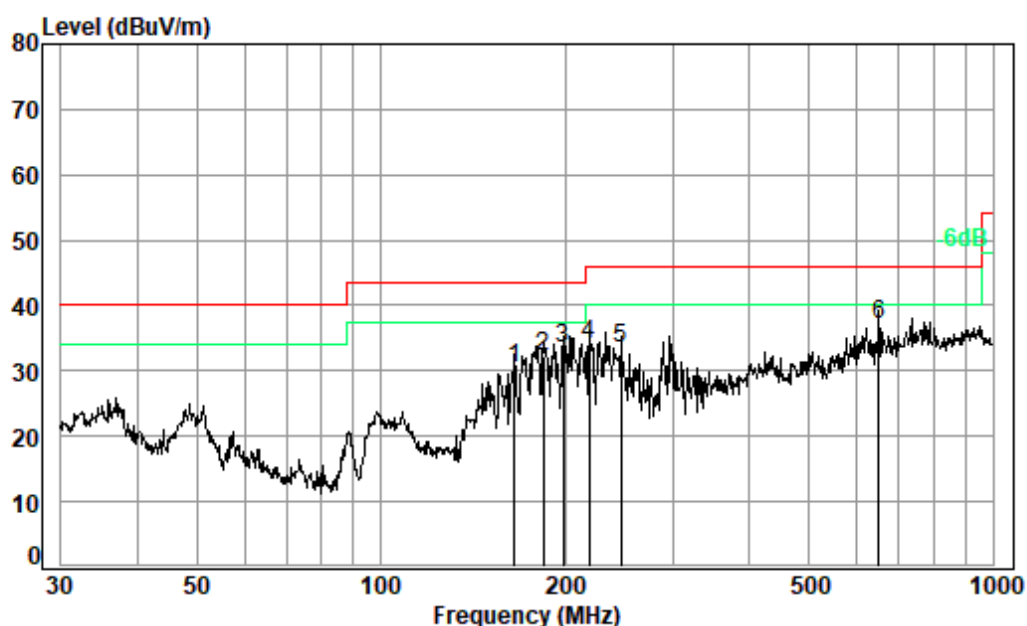


SGS-CSTC Standards Technical Services Co., Ltd.  
Shenzhen Branch (China) EMC Laboratory

Unless otherwise agreed in writing, this document is issued by the Company subject to its General Conditions of Service printed overleaf, available on request or accessible at <http://www.sgs.com/en/Terms-and-Conditions.aspx> and, for electronic format documents, subject to Terms and Conditions for Electronic Documents at <http://www.sgs.com/en/Terms-and-Conditions/Terms-e-Documents.aspx>. Attention is drawn to the limitation of liability, indemnification and jurisdiction issues defined therein. Any holder of this document is advised that information contained hereon reflects the Company's findings at the time of its intervention only and within the limits of Client's instructions, if any. The Company's sole responsibility is to its Client and this document does not exonerate parties to a transaction from exercising all their rights and obligations under the transaction documents. This document cannot be reproduced except in full, without prior written approval of the Company. Any unauthorized alteration, forgery or falsification of the content or appearance of this document is unlawful and offenders may be prosecuted to the fullest extent of the law. Unless otherwise stated the results shown in this test report refer only to the sample(s) tested and such sample(s) are retained for 30 days only.  
Attention: To check the authenticity of testing / inspection report and certificate, please contact us at telephone: (86-755) 8307 1443, or email: [CN.Doccheck@sgs.com](mailto:CN.Doccheck@sgs.com)

No.1 Workshop, M-10, Middle Section, Science & Technology Park, Shenzhen, China 518057 t (86-755) 26012053 f (86-755) 26710594 www.sgsgroup.com.cn  
中国·深圳·科技园中区M-10栋一号厂房 邮编: 518057 t (86-755) 26012053 f (86-755) 26710594 sgs.china@sgs.com

Mode:a; Polarization:Vertical;



Condition: 3m VERTICAL

Job No. : 00108CR

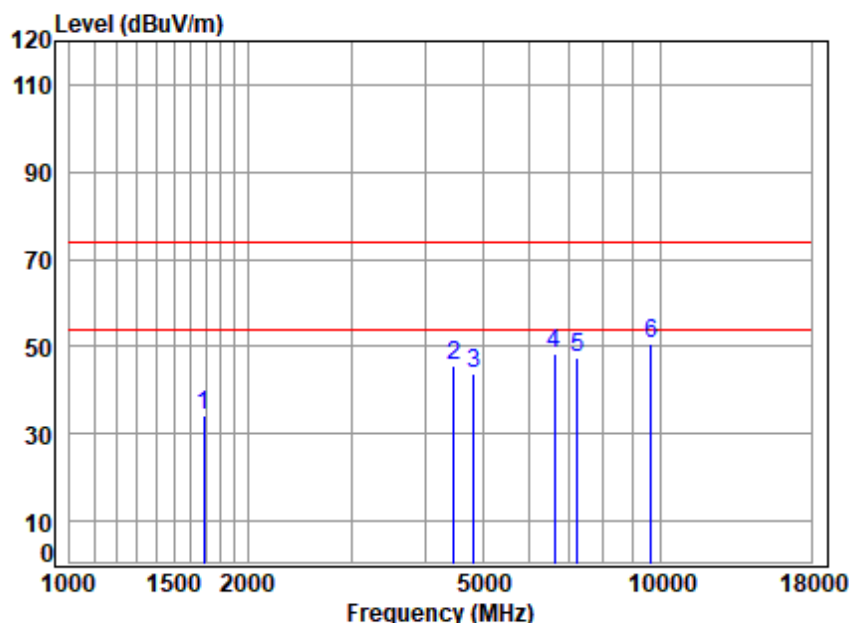
Test Mode: a

	Cable	Ant	Preamp	Read	Limit	Over		
Freq	Loss	Factor	Factor	Level	Level	Line	Limit	Remark
MHz	dB	dB/m	dB	dBuV	dBuV/m	dBuV/m	dB	
1	165.49	1.35	15.61	27.30	40.89	30.55	43.50	-12.95 QP
2	184.49	1.38	16.04	27.22	42.13	32.33	43.50	-11.17 QP
3	198.59	1.40	16.46	27.17	42.70	33.39	43.50	-10.11 QP
4	219.08	1.51	17.17	27.10	42.59	34.17	46.00	-11.83 QP
5	246.81	1.66	18.90	27.02	39.79	33.33	46.00	-12.67 QP
6 pp	649.66	2.80	27.27	28.05	35.18	37.20	46.00	-8.80 QP



Unless otherwise agreed in writing, this document is issued by the Company subject to its General Conditions of Service printed overleaf, available on request or accessible at <http://www.sgs.com/en/Terms-and-Conditions.aspx> and, for electronic format documents, subject to Terms and Conditions for Electronic Documents at <http://www.sgs.com/en/Terms-and-Conditions/Terms-e-Documents.aspx>. Attention is drawn to the limitation of liability, indemnification and jurisdiction issues defined therein. Any holder of this document is advised that information contained hereon reflects the Company's findings at the time of its intervention only and within the limits of Client's instructions, if any. The Company's sole responsibility is to its Client and this document does not exonerate parties to a transaction from exercising all their rights and obligations under the transaction documents. This document cannot be reproduced except in full, without prior written approval of the Company. Any unauthorized alteration, forgery or falsification of the content or appearance of this document is unlawful and offenders may be prosecuted to the fullest extent of the law. Unless otherwise stated the results shown in this test report refer only to the sample(s) tested and such sample(s) are retained for 30 days only.

Mode:a; Polarization:Horizontal; Modulation:802.11b; bandwidth:20MHz; Channel:Low



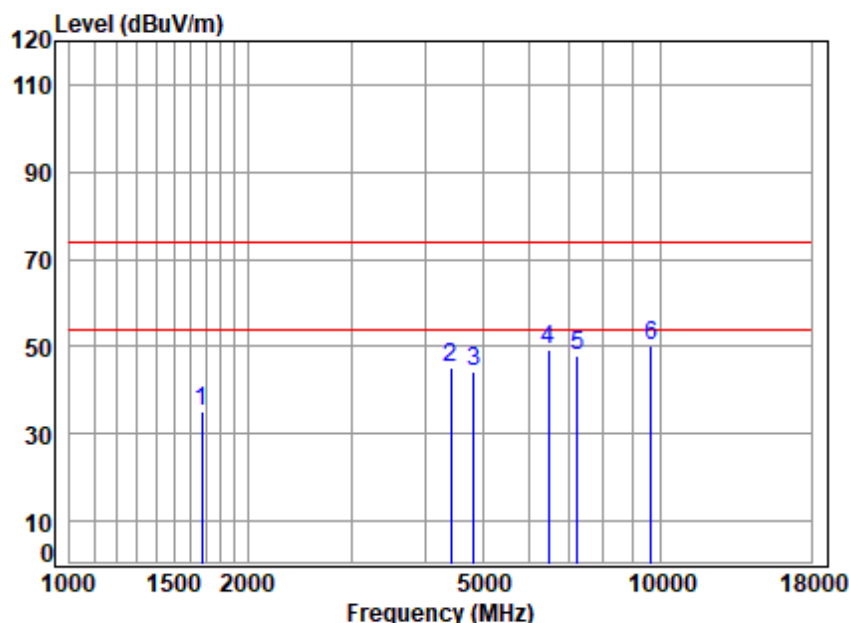
Site : chamber  
Condition: 3m HORIZONTAL  
Job No : 00108CR  
Mode : 2412 TX SE  
Note : 2.4G WIFI 11B

	Freq	Cable Loss	Ant Factor	Preamp Factor	Read Level	Level	Limit Line	Over Limit	Remark
	MHz	dB	dB/m	dB	dBuV	dBuV/m	dBuV/m	dB	
1	1687.347	3.27	26.62	40.62	44.87	34.14	74.00	-39.86	peak
2	4469.214	6.47	33.55	42.53	47.92	45.41	74.00	-28.59	peak
3	4824.000	6.86	34.00	42.78	45.72	43.80	74.00	-30.20	peak
4	6621.375	8.07	35.67	41.88	46.55	48.41	74.00	-25.59	peak
5	7236.000	8.43	36.09	41.56	44.56	47.52	74.00	-26.48	peak
6	9648.000	9.41	37.69	38.51	42.08	50.67	74.00	-23.33	peak



Unless otherwise agreed in writing, this document is issued by the Company subject to its General Conditions of Service printed overleaf, available on request or accessible at <http://www.sgs.com/en/Terms-and-Conditions.aspx> and, for electronic format documents, subject to Terms and Conditions for Electronic Documents at <http://www.sgs.com/en/Terms-and-Conditions/Terms-e-Documents.aspx>. Attention is drawn to the limitation of liability, indemnification and jurisdiction issues defined therein. Any holder of this document is advised that information contained hereon reflects the Company's findings at the time of its intervention only and within the limits of Client's instructions, if any. The Company's sole responsibility is to its Client and this document does not exonerate parties to a transaction from exercising all their rights and obligations under the transaction documents. This document cannot be reproduced except in full, without prior written approval of the Company. Any unauthorized alteration, forgery or falsification of the content or appearance of this document is unlawful and offenders may be prosecuted to the fullest extent of the law. Unless otherwise stated the results shown in this test report refer only to the sample(s) tested and such sample(s) are retained for 30 days only.  
Attention: To check the authenticity of testing / inspection report and certificate, please contact us at telephone: (86-755) 83071443, or email: [CN.Doccheck@sgs.com](mailto:CN.Doccheck@sgs.com)

Mode:a; Polarization:Vertical; Modulation:802.11b; bandwidth:20MHz; Channel:Low



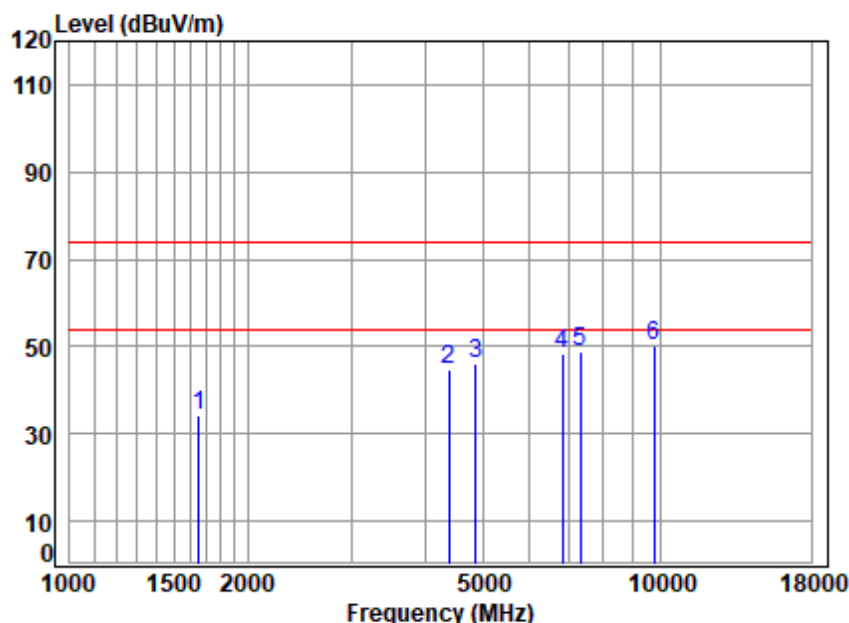
Site : chamber  
Condition: 3m VERTICAL  
Job No : 00108CR  
Mode : 2412 TX SE  
Note : 2.4G WIFI 11B

	Freq	Cable Loss	Ant Factor	Preamplifier Factor	Read Level	Level	Limit Line	Over Limit	Remark
	MHz	dB	dB/m	dB	dBuV	dBuV/m	dBuV/m	dB	
1	1672.779	3.21	26.56	40.62	45.76	34.91	74.00	-39.09	peak
2	4417.841	6.63	33.46	42.49	47.56	45.16	74.00	-28.84	peak
3	4824.000	6.86	34.00	42.78	46.16	44.24	74.00	-29.76	peak
4	6470.026	7.50	35.57	41.97	48.32	49.42	74.00	-24.58	peak
5	7236.000	8.43	36.09	41.56	44.92	47.88	74.00	-26.12	peak
6	9648.000	9.41	37.69	38.51	41.42	50.01	74.00	-23.99	peak





Mode:a; Polarization:Horizontal; Modulation:802.11b; bandwidth:20MHz; Channel:middle

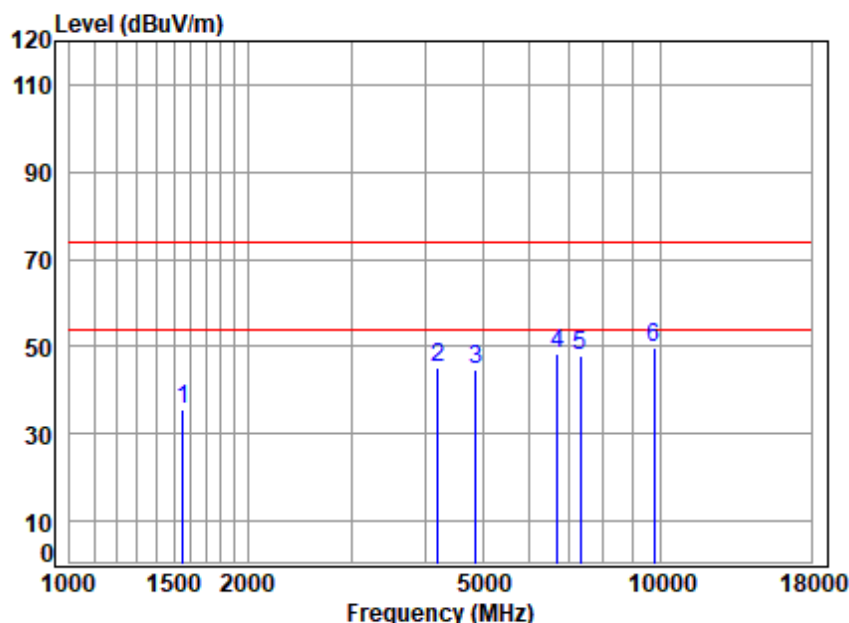


Site : chamber  
Condition: 3m HORIZONTAL  
Job No : 00108CR  
Mode : 2437 TX SE  
Note : 2.4G WIFI 11B

	Freq	Cable Loss	Ant Factor	Preamp Factor	Read Level	Level	Limit	Over Limit	Remark
	MHz	dB	dB/m	dB	dBuV	dBuV/m	dBuV/m	dB	
1	1653.550	3.15	26.48	40.60	45.30	34.33	74.00	-39.67	peak
2	4392.376	6.66	33.42	42.47	47.14	44.75	74.00	-29.25	peak
3	4874.000	7.01	34.05	42.82	47.71	45.95	74.00	-28.05	peak
4	6815.551	7.96	35.79	41.78	46.34	48.31	74.00	-25.69	peak
5	7311.000	8.38	36.15	41.53	45.83	48.83	74.00	-25.17	peak
6	9748.000	9.41	37.75	38.37	41.37	50.16	74.00	-23.84	peak



Mode:a; Polarization:Vertical; Modulation:802.11b; bandwidth:20MHz; Channel:middle

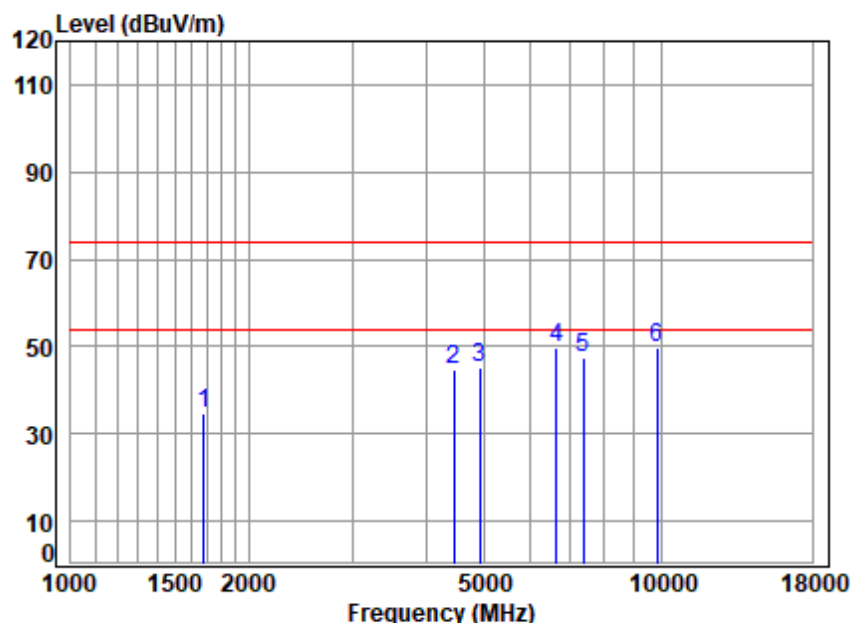


Site : chamber  
Condition: 3m VERTICAL  
Job No : 00108CR  
Mode : 2437 TX SE  
Note : 2.4G WIFI 11B

	Freq	Cable Loss	Ant Factor	Preamplifier Factor	Read Level	Level	Limit Line	Over Limit	Remark
	MHz	dB	dB/m	dB	dBuV	dBuV/m	dBuV/m	dB	
1	1556.169	2.97	26.06	40.54	46.99	35.48	74.00	-38.52	peak
2	4206.011	6.14	33.08	42.32	48.49	45.39	74.00	-28.61	peak
3	4874.000	7.01	34.05	42.82	46.58	44.82	74.00	-29.18	peak
4	6698.373	8.34	35.72	41.84	45.92	48.14	74.00	-25.86	peak
5	7311.000	8.38	36.15	41.53	45.13	48.13	74.00	-25.87	peak
6	9748.000	9.41	37.75	38.37	41.02	49.81	74.00	-24.19	peak



Mode:a; Polarization:Horizontal; Modulation:802.11b; bandwidth:20MHz; Channel:High

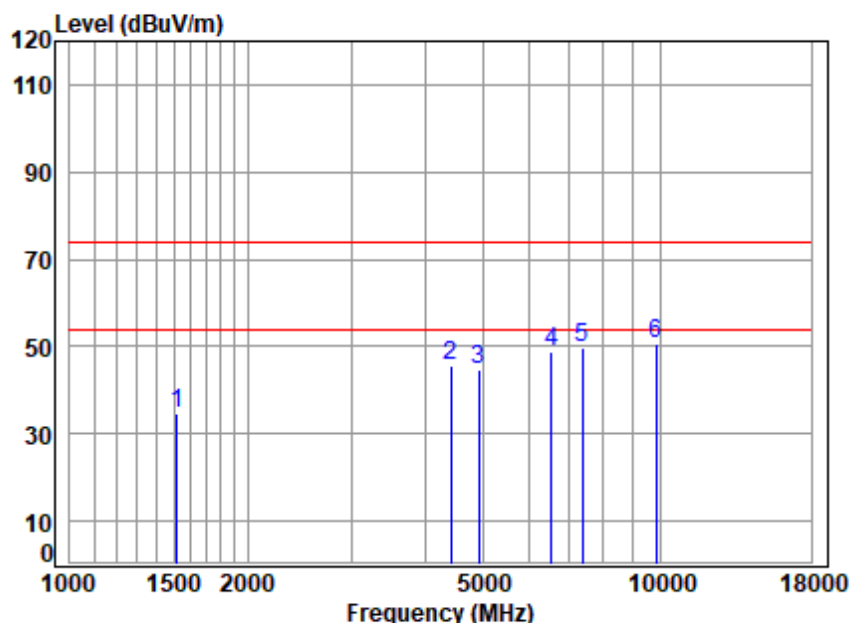


Site : chamber  
Condition: 3m HORIZONTAL  
Job No : 00108CR  
Mode : 2462 TX SE  
Note : 2.4G WIFI 11B

	Freq	Cable Loss	Ant Factor	Preamplifier Factor	Read Level	Level	Limit Line	Over Limit	Remark
	MHz	dB	dB/m	dB	dBuV	dBuV/m	dBuV/m	dB	
1	1677.621	3.23	26.58	40.62	45.55	34.74	74.00	-39.26	peak
2	4456.315	6.51	33.53	42.52	47.25	44.77	74.00	-29.23	peak
3	4924.000	7.06	34.11	42.85	46.76	45.08	74.00	-28.92	peak
4	6640.542	8.14	35.69	41.87	47.55	49.51	74.00	-24.49	peak
5	7386.000	8.21	36.21	41.49	44.68	47.61	74.00	-26.39	peak
6	9848.000	9.02	37.81	38.22	41.15	49.76	74.00	-24.24	peak



Mode:a; Polarization:Vertical; Modulation:802.11b; bandwidth:20MHz; Channel:High



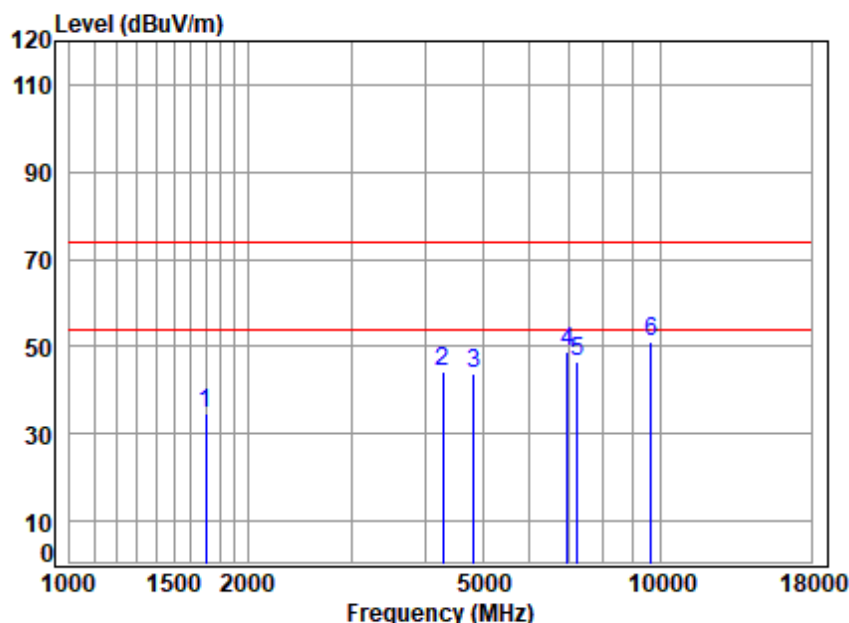
Site : chamber  
Condition: 3m VERTICAL  
Job No : 00108CR  
Mode : 2462 TX SE  
Note : 2.4G WIFI 11B

	Freq	Cable Loss	Ant Factor	Preamplifier Factor	Read Level	Level	Limit Line	Over Limit	Remark
	MHz	dB	dB/m	dB	dBuV	dBuV/m	dBuV/m	dB	
1	1516.210	2.98	25.87	40.52	46.38	34.71	74.00	-39.29	peak
2	4417.841	6.63	33.46	42.49	47.88	45.48	74.00	-28.52	peak
3	4924.000	7.06	34.11	42.85	46.39	44.71	74.00	-29.29	peak
4	6545.263	7.68	35.63	41.93	47.53	48.91	74.00	-25.09	peak
5	7386.000	8.21	36.21	41.49	46.83	49.76	74.00	-24.24	peak
6	9848.000	9.02	37.81	38.22	41.85	50.46	74.00	-23.54	peak





Mode:a; Polarization:Horizontal; Modulation:802.11g; bandwidth:20MHz; Channel:Low

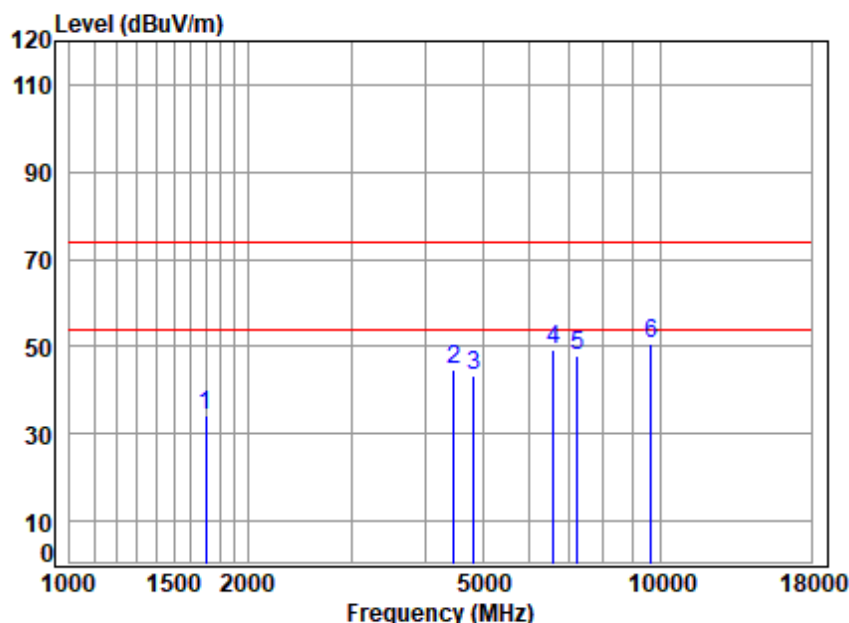


Site : chamber  
Condition: 3m HORIZONTAL  
Job No : 00108CR  
Mode : 2412 TX SE  
Note : 2.4G WIFI 11G

	Freq	Cable Loss	Ant Factor	Preamp Factor	Read Level	Level	Limit	Over Limit	Remark
	MHz	dB	dB/m	dB	dBuV	dBuV/m	dBuV/m	dB	
1	1702.042	3.30	26.68	40.63	45.50	34.85	74.00	-39.15	peak
2	4291.977	6.29	33.24	42.39	46.89	44.03	74.00	-29.97	peak
3	4824.000	6.86	34.00	42.78	45.69	43.77	74.00	-30.23	peak
4	6954.852	7.82	35.87	41.71	46.78	48.76	74.00	-25.24	peak
5	7236.000	8.43	36.09	41.56	43.67	46.63	74.00	-27.37	peak
6	9648.000	9.41	37.69	38.51	42.43	51.02	74.00	-22.98	peak



Mode:a; Polarization:Vertical; Modulation:802.11g; bandwidth:20MHz; Channel:Low



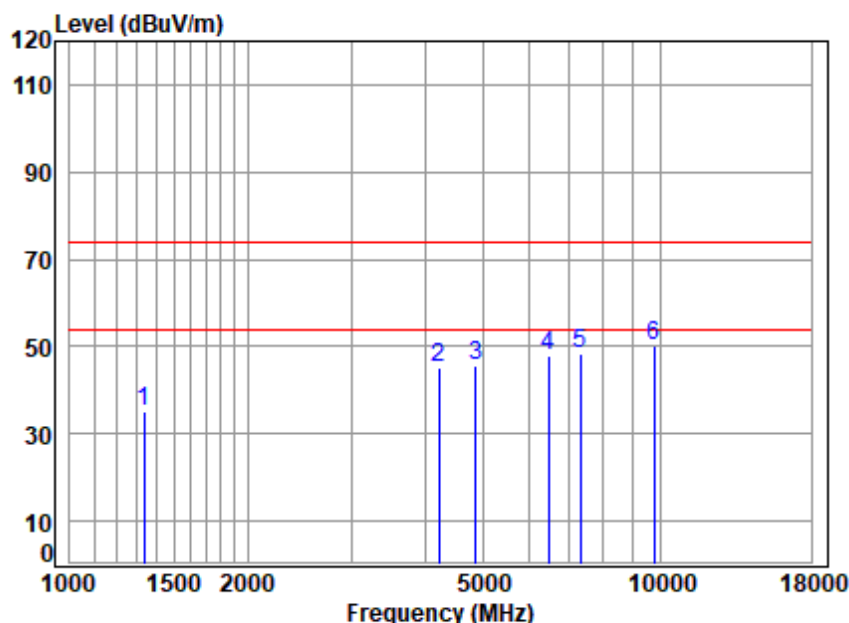
Site : chamber  
Condition: 3m VERTICAL  
Job No : 00108CR  
Mode : 2412 TX SE  
Note : 2.4G WIFI 11G

	Freq	Cable Loss	Ant Factor	Preamplifier Factor	Read Level	Level	Limit Line	Over Limit	Remark
	MHz	dB	dB/m	dB	dBuV	dBuV/m	dBuV/m	dB	
1	1697.129	3.30	26.66	40.63	44.85	34.18	74.00	-39.82	peak
2	4469.214	6.47	33.55	42.53	47.39	44.88	74.00	-29.12	peak
3	4824.000	6.86	34.00	42.78	45.42	43.50	74.00	-30.50	peak
4	6583.209	7.90	35.65	41.91	47.55	49.19	74.00	-24.81	peak
5	7236.000	8.43	36.09	41.56	44.98	47.94	74.00	-26.06	peak
6	9648.000	9.41	37.69	38.51	42.13	50.72	74.00	-23.28	peak



Unless otherwise agreed in writing, this document is issued by the Company subject to its General Conditions of Service printed overleaf, available on request or accessible at <http://www.sgs.com/en/Terms-and-Conditions.aspx> and, for electronic format documents, subject to Terms and Conditions for Electronic Documents at <http://www.sgs.com/en/Terms-and-Conditions/Terms-e-Documents.aspx>. Attention is drawn to the limitation of liability, indemnification and jurisdiction issues defined therein. Any holder of this document is advised that information contained hereon reflects the Company's findings at the time of its intervention only and within the limits of Client's instructions, if any. The Company's sole responsibility is to its Client and this document does not exonerate parties to a transaction from exercising all their rights and obligations under the transaction documents. This document cannot be reproduced except in full, without prior written approval of the Company. Any unauthorized alteration, forgery or falsification of the content or appearance of this document is unlawful and offenders may be prosecuted to the fullest extent of the law. Unless otherwise stated the results shown in this test report refer only to the sample(s) tested and such sample(s) are retained for 30 days only.  
Attention: To check the authenticity of testing / inspection report and certificate, please contact us at telephone: (86-755) 83071443, or email: [CN.Doccheck@sgs.com](mailto:CN.Doccheck@sgs.com)

Mode:a; Polarization:Horizontal; Modulation:802.11g; bandwidth:20MHz; Channel:middle

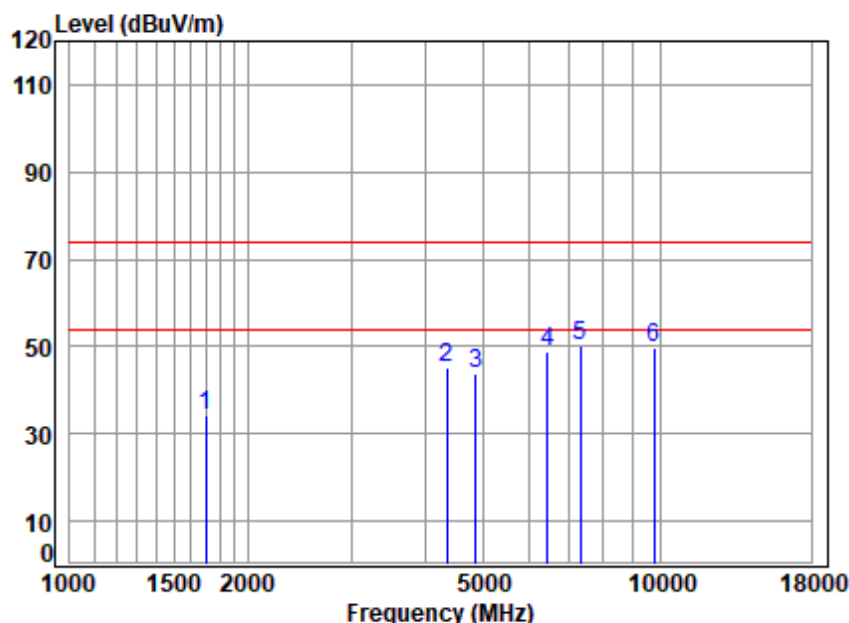


Site : chamber  
Condition: 3m HORIZONTAL  
Job No : 00108CR  
Mode : 2437 TX SE  
Note : 2.4G WIFI 11G

	Freq	Cable Loss	Ant Factor	Preamplifier Factor	Read Level	Level	Limit Line	Over Limit	Remark
	MHz	dB	dB/m	dB	dBuV	dBuV/m	dBuV/m	dB	
1	1335.141	2.71	25.17	40.39	47.67	35.16	74.00	-38.84	peak
2	4218.186	6.16	33.11	42.33	48.33	45.27	74.00	-28.73	peak
3	4874.000	7.01	34.05	42.82	47.42	45.66	74.00	-28.34	peak
4	6470.026	7.50	35.57	41.97	46.68	47.78	74.00	-26.22	peak
5	7311.000	8.38	36.15	41.53	45.49	48.49	74.00	-25.51	peak
6	9748.000	9.41	37.75	38.37	41.58	50.37	74.00	-23.63	peak



Mode:a; Polarization:Vertical; Modulation:802.11g; bandwidth:20MHz; Channel:middle



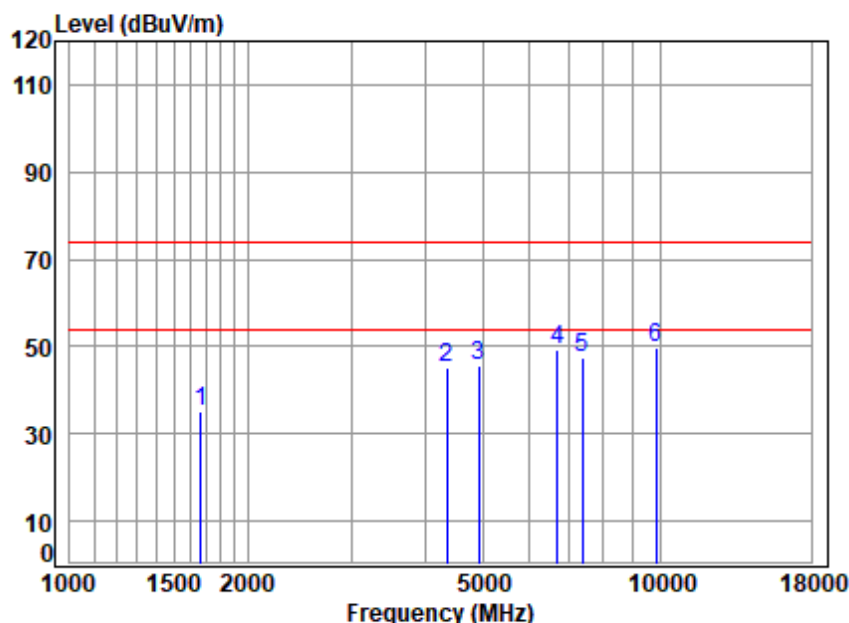
Site : chamber  
Condition: 3m VERTICAL  
Job No : 00108CR  
Mode : 2437 TX SE  
Note : 2.4G WIFI 11G

	Freq	Cable Loss	Ant Factor	Preamplifier Factor	Read Level	Level	Limit Line	Over Limit	Remark
	MHz	dB	dB/m	dB	dBuV	dBuV/m	dBuV/m	dB	
1	1702.042	3.30	26.68	40.63	44.97	34.32	74.00	-39.68	peak
2	4354.454	6.51	33.35	42.44	47.67	45.09	74.00	-28.91	peak
3	4874.000	7.01	34.05	42.82	45.76	44.00	74.00	-30.00	peak
4	6451.353	7.54	35.55	41.98	47.51	48.62	74.00	-25.38	peak
5	7311.000	8.38	36.15	41.53	47.06	50.06	74.00	-23.94	peak
6	9748.000	9.41	37.75	38.37	40.97	49.76	74.00	-24.24	peak





Mode:a; Polarization:Horizontal; Modulation:802.11g; bandwidth:20MHz; Channel:High

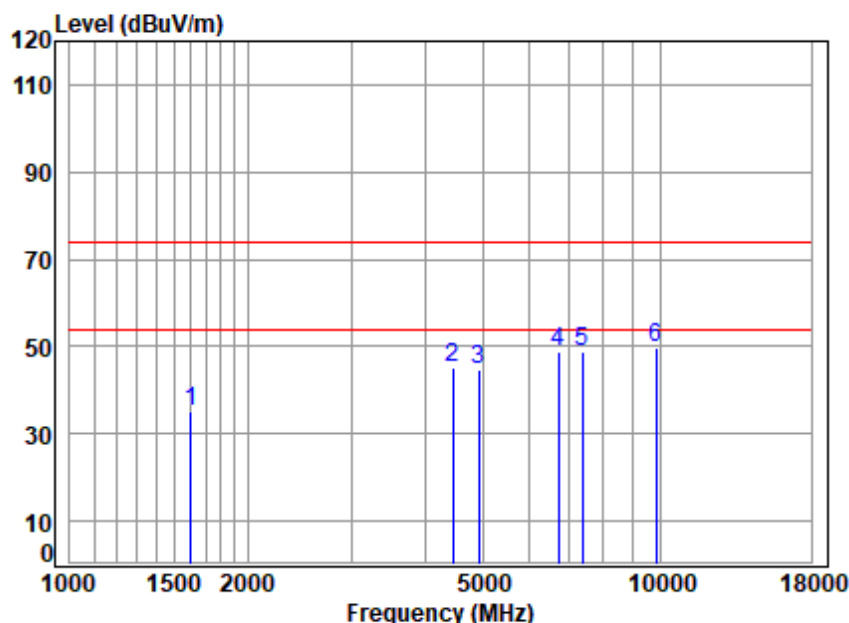


Site : chamber  
Condition: 3m HORIZONTAL  
Job No : 00108CR  
Mode : 2462 TX SE  
Note : 2.4G WIFI 11G

		Cable	Ant	Preamp	Read		Limit	Over	
	Freq	Loss	Factor	Factor	Level	Level	Line	Limit	Remark
	MHz	dB	dB/m	dB	dBuV	dBuV/m	dBuV/m	dB	
1	1667.951	3.20	26.54	40.61	45.95	35.08	74.00	-38.92	peak
2	4354.454	6.51	33.35	42.44	47.82	45.24	74.00	-28.76	peak
3	4924.000	7.06	34.11	42.85	47.09	45.41	74.00	-28.59	peak
4	6698.373	8.34	35.72	41.84	47.08	49.30	74.00	-24.70	peak
5	7386.000	8.21	36.21	41.49	44.44	47.37	74.00	-26.63	peak
6	9848.000	9.02	37.81	38.22	41.19	49.80	74.00	-24.20	peak



Mode:a; Polarization:Vertical; Modulation:802.11g; bandwidth:20MHz; Channel:High

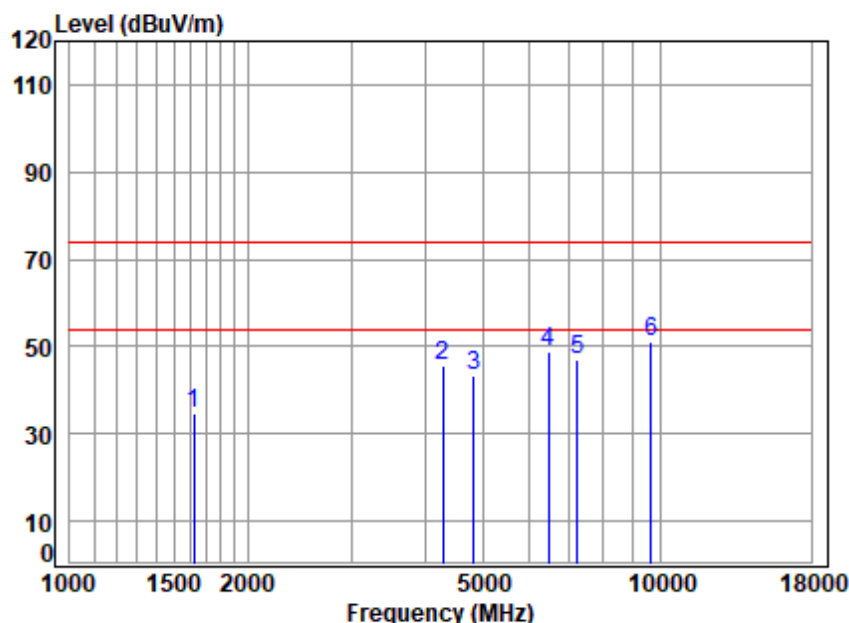


Site : chamber  
Condition: 3m VERTICAL  
Job No : 00108CR  
Mode : 2462 TX SE  
Note : 2.4G WIFI 11G

	Freq	Cable Loss	Ant Factor	Preamp Factor	Read Level	Level	Limit	Over Limit	Remark
	MHz	dB	dB/m	dB	dBuV	dBuV/m	dBuV/m	dB	
1	1601.804	2.96	26.26	40.57	46.64	35.29	74.00	-38.71	peak
2	4456.315	6.51	33.53	42.52	47.80	45.32	74.00	-28.68	peak
3	4924.000	7.06	34.11	42.85	46.51	44.83	74.00	-29.17	peak
4	6717.762	8.28	35.73	41.83	46.48	48.66	74.00	-25.34	peak
5	7386.000	8.21	36.21	41.49	45.67	48.60	74.00	-25.40	peak
6	9848.000	9.02	37.81	38.22	41.25	49.86	74.00	-24.14	peak



Mode:a; Polarization:Horizontal; Modulation:802.11n; bandwidth:20MHz; Channel:Low

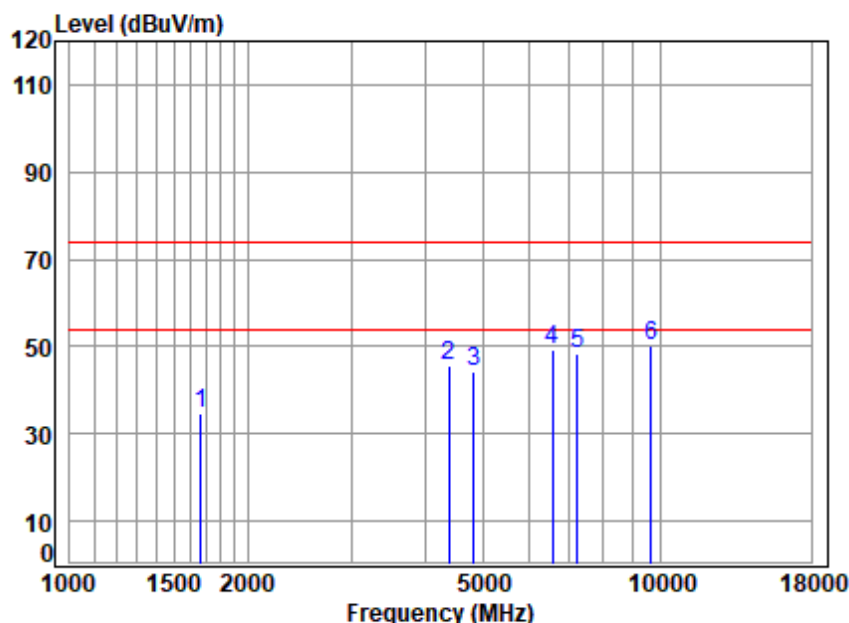


Site : chamber  
Condition: 3m HORIZONTAL  
Job No : 00108CR  
Mode : 2412 TX SE  
Note : 2.4G WIFI 11N 20

	Freq	Cable Loss	Ant Factor	Preamp Factor	Read Level	Level	Limit Line	Over Limit	Remark
	MHz	dB	dB/m	dB	dBuV	dBuV/m	dBuV/m	dB	
1	1620.431	3.03	26.34	40.58	45.80	34.59	74.00	-39.41	peak
2	4279.589	6.27	33.22	42.38	48.39	45.50	74.00	-28.50	peak
3	4824.000	6.86	34.00	42.78	45.23	43.31	74.00	-30.69	peak
4	6470.026	7.50	35.57	41.97	47.59	48.69	74.00	-25.31	peak
5	7236.000	8.43	36.09	41.56	44.26	47.22	74.00	-26.78	peak
6	9648.000	9.41	37.69	38.51	42.58	51.17	74.00	-22.83	peak



Mode:a; Polarization:Vertical; Modulation:802.11n; bandwidth:20MHz; Channel:Low



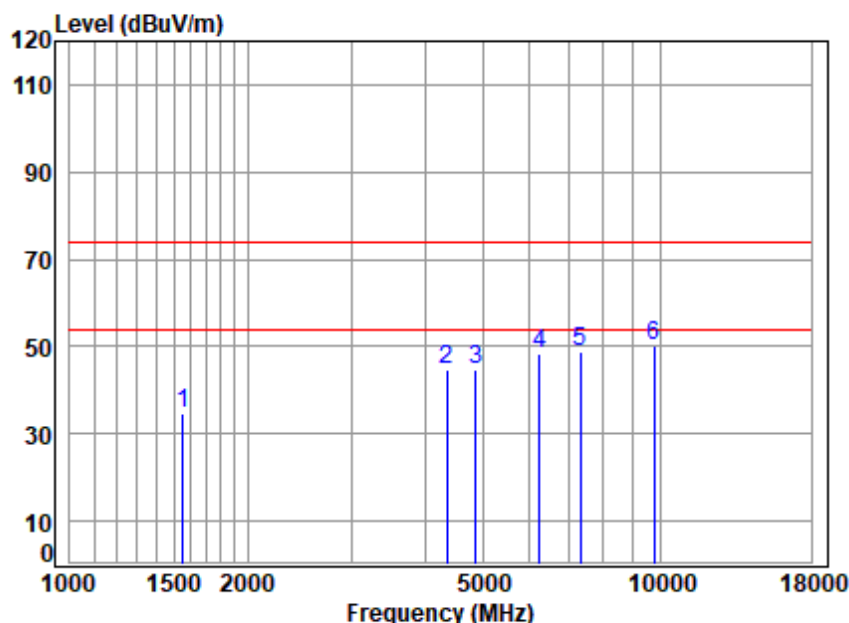
Site : chamber  
Condition: 3m VERTICAL  
Job No : 00108CR  
Mode : 2412 TX SE  
Note : 2.4G WIFI 11N 20

	Freq	Cable Loss	Ant Factor	Preamp Factor	Read Level	Level	Limit	Over Limit	Remark
	MHz	dB	dB/m	dB	dBuV	dBuV/m	dBuV/m	dB	
1	1667.951	3.20	26.54	40.61	45.52	34.65	74.00	-39.35	peak
2	4392.376	6.66	33.42	42.47	47.81	45.42	74.00	-28.58	peak
3	4824.000	6.86	34.00	42.78	46.27	44.35	74.00	-29.65	peak
4	6564.209	7.79	35.64	41.92	47.91	49.42	74.00	-24.58	peak
5	7236.000	8.43	36.09	41.56	45.34	48.30	74.00	-25.70	peak
6	9648.000	9.41	37.69	38.51	41.55	50.14	74.00	-23.86	peak





Mode:a; Polarization:Horizontal; Modulation:802.11n; bandwidth:20MHz; Channel:middle

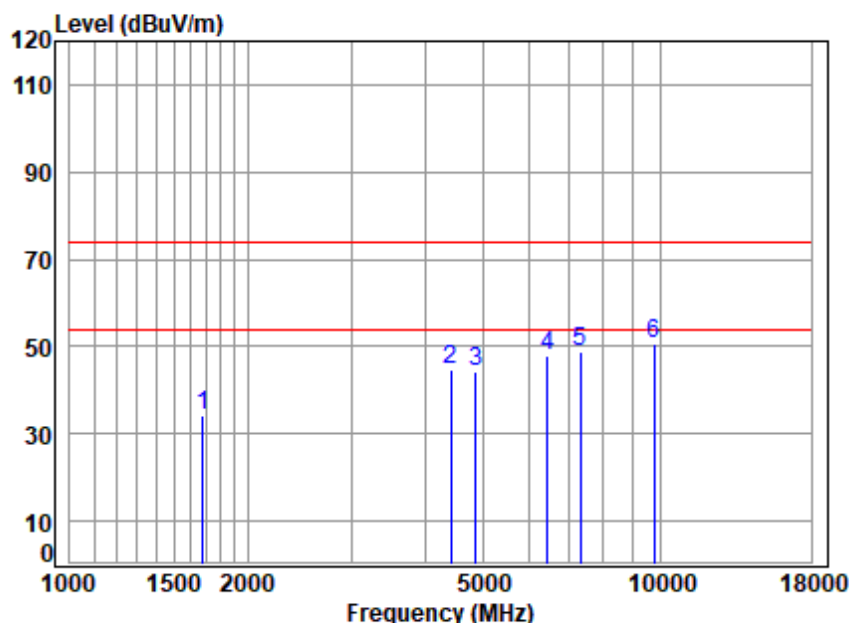


Site : chamber  
Condition: 3m HORIZONTAL  
Job No : 00108CR  
Mode : 2437 TX SE  
Note : 2.4G WIFI 11N 20

	Freq	Cable Loss	Ant Factor	Preamp Factor	Read Level	Level	Limit	Over Limit	Remark
	MHz	dB	dB/m	dB	dBuV	dBuV/m	dBuV/m	dB	
1	1551.677	2.97	26.04	40.54	46.20	34.67	74.00	-39.33	peak
2	4354.454	6.51	33.35	42.44	47.36	44.78	74.00	-29.22	peak
3	4874.000	7.01	34.05	42.82	46.40	44.64	74.00	-29.36	peak
4	6249.464	7.42	35.35	42.09	47.57	48.25	74.00	-25.75	peak
5	7311.000	8.38	36.15	41.53	45.80	48.80	74.00	-25.20	peak
6	9748.000	9.41	37.75	38.37	41.53	50.32	74.00	-23.68	peak



Mode:a; Polarization:Vertical; Modulation:802.11n; bandwidth:20MHz; Channel:middle

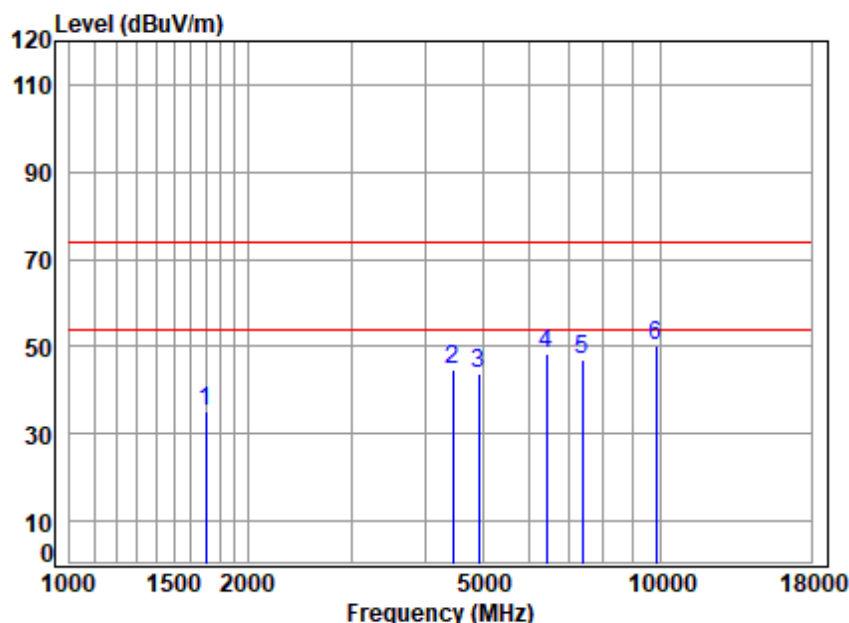


Site : chamber  
Condition: 3m VERTICAL  
Job No : 00108CR  
Mode : 2437 TX SE  
Note : 2.4G WIFI 11N 20

	Freq	Cable Loss	Ant Factor	Preamp Factor	Read Level	Level	Limit	Over Limit	Remark
	MHz	dB	dB/m	dB	dBuV	dBuV/m	dBuV/m	dB	
1	1682.477	3.25	26.60	40.62	44.94	34.17	74.00	-39.83	peak
2	4417.841	6.63	33.46	42.49	46.90	44.50	74.00	-29.50	peak
3	4874.000	7.01	34.05	42.82	46.00	44.24	74.00	-29.76	peak
4	6451.353	7.54	35.55	41.98	46.86	47.97	74.00	-26.03	peak
5	7311.000	8.38	36.15	41.53	45.77	48.77	74.00	-25.23	peak
6	9748.000	9.41	37.75	38.37	41.89	50.68	74.00	-23.32	peak



Mode:a; Polarization:Horizontal; Modulation:802.11n; bandwidth:20MHz; Channel:High

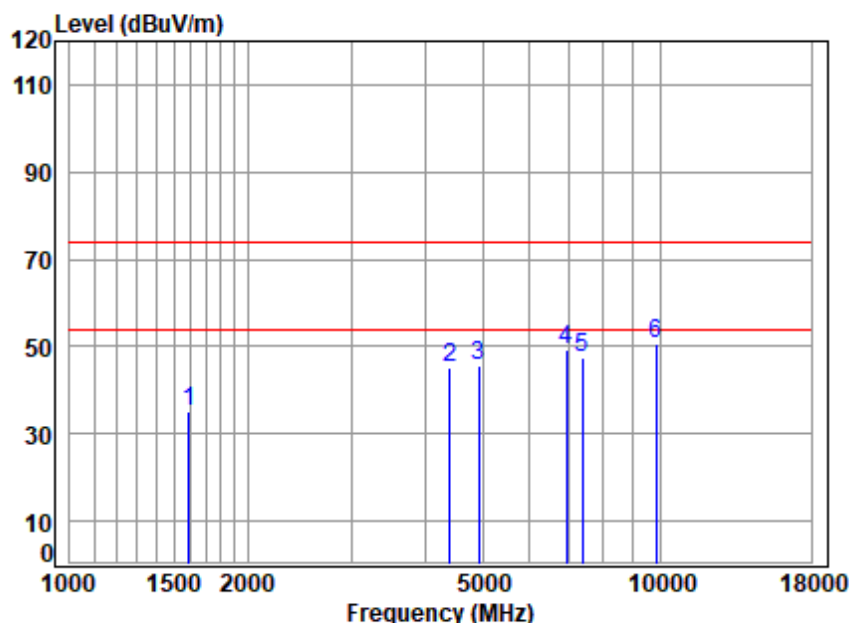


Site : chamber  
Condition: 3m HORIZONTAL  
Job No : 00108CR  
Mode : 2462 TX SE  
Note : 2.4G WIFI 11N 20

	Freq	Cable Loss	Ant Factor	Preamp Factor	Read Level	Level	Limit	Over Limit	Remark
	MHz	dB	dB/m	dB	dBuV	dBuV/m	dBuV/m	dB	
1	1702.042	3.30	26.68	40.63	45.66	35.01	74.00	-38.99	peak
2	4456.315	6.51	33.53	42.52	47.02	44.54	74.00	-29.46	peak
3	4924.000	7.06	34.11	42.85	45.54	43.86	74.00	-30.14	peak
4	6414.167	7.63	35.52	42.00	47.19	48.34	74.00	-25.66	peak
5	7386.000	8.21	36.21	41.49	44.20	47.13	74.00	-26.87	peak
6	9848.000	9.02	37.81	38.22	41.42	50.03	74.00	-23.97	peak



Mode:a; Polarization:Vertical; Modulation:802.11n; bandwidth:20MHz; Channel:High



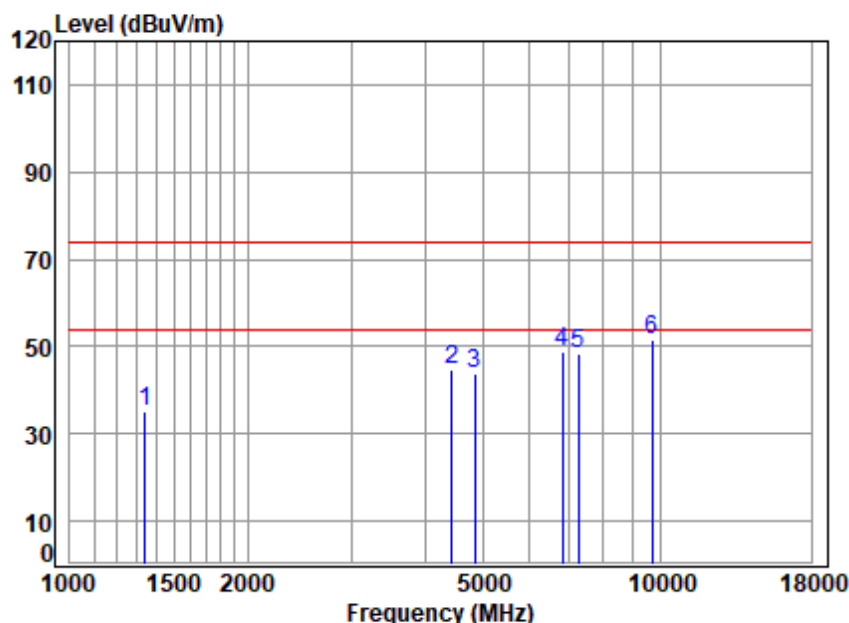
Site : chamber  
Condition: 3m VERTICAL  
Job No : 00108CR  
Mode : 2462 TX SE  
Note : 2.4G WIFI 11N 20

	Freq	Cable Loss	Ant Factor	Preamp Factor	Read Level	Level	Limit	Over Limit	Remark
	MHz	dB	dB/m	dB	dBuV	dBuV/m	dBuV/m	dB	
1	1592.571	2.95	26.22	40.57	46.74	35.34	74.00	-38.66	peak
2	4405.090	6.67	33.44	42.48	47.59	45.22	74.00	-28.78	peak
3	4924.000	7.06	34.11	42.85	47.25	45.57	74.00	-28.43	peak
4	6934.778	7.82	35.86	41.72	47.27	49.23	74.00	-24.77	peak
5	7386.000	8.21	36.21	41.49	44.64	47.57	74.00	-26.43	peak
6	9848.000	9.02	37.81	38.22	41.98	50.59	74.00	-23.41	peak





Mode:a; Polarization:Horizontal; Modulation:802.11n; bandwidth:40MHz; Channel:Low



Site : chamber  
Condition: 3m HORIZONTAL  
Job No : 00108CR  
Mode : 2422 TX SE  
Note : 2.4G WIFI 11N 40

	Freq	Cable Loss	Ant Factor	Preamp Factor	Read Level	Level	Limit	Over Limit	Remark
	MHz	dB	dB/m	dB	dBuV	dBuV/m	dBuV/m	dB	
1	1339.006	2.69	25.18	40.39	47.74	35.22	74.00	-38.78	peak
2	4430.628	6.59	33.48	42.50	47.27	44.84	74.00	-29.16	peak
3	4844.000	6.92	34.02	42.79	45.76	43.91	74.00	-30.09	peak
4	6835.278	7.93	35.80	41.77	47.07	49.03	74.00	-24.97	peak
5	7266.000	8.42	36.12	41.55	45.15	48.14	74.00	-25.86	peak
6	9688.000	9.66	37.71	38.45	42.82	51.74	74.00	-22.26	peak

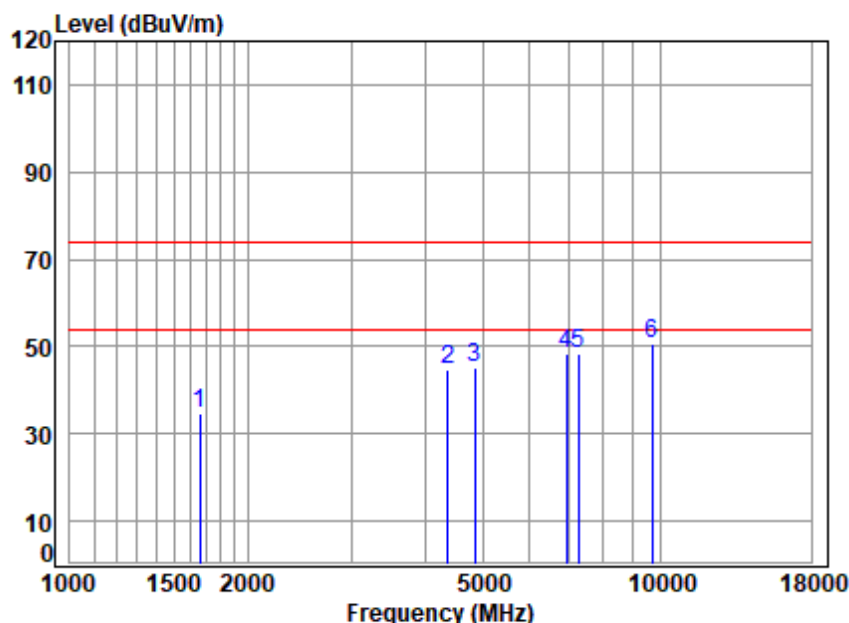


Unless otherwise agreed in writing, this document is issued by the Company subject to its General Conditions of Service printed overleaf, available on request or accessible at <http://www.sgs.com/en/Terms-and-Conditions.aspx> and, for electronic format documents, subject to Terms and Conditions for Electronic Documents at <http://www.sgs.com/en/Terms-and-Conditions/Terms-e-Documents.aspx>. Attention is drawn to the limitation of liability, indemnification and jurisdiction issues defined therein. Any holder of this document is advised that information contained hereon reflects the Company's findings at the time of its intervention only and within the limits of Client's instructions, if any. The Company's sole responsibility is to its Client and this document does not exonerate parties to a transaction from exercising all their rights and obligations under the transaction documents. This document cannot be reproduced except in full, without prior written approval of the Company. Any unauthorized alteration, forgery or falsification of the content or appearance of this document is unlawful and offenders may be prosecuted to the fullest extent of the law. Unless otherwise stated the results shown in this test report refer only to the sample(s) tested and such sample(s) are retained for 30 days only.  
Attention: To check the authenticity of testing / inspection report and certificate, please contact us at telephone: (86-755) 83071443, or email: [CN.Doccheck@sgs.com](mailto:CN.Doccheck@sgs.com)

SGS-CSTC Standards Technical Services Co., Ltd.  
Shenzhen Branch (China) Center EEC Laboratory

No.1 Workshop, M-10, Middle Section, Science & Technology Park, Shenzhen, China 518057 t (86-755) 26012053 f (86-755) 26710594 www.sgsgroup.com.cn  
中国·深圳·科技园中区M-10栋一号厂房 邮编: 518057 t (86-755) 26012053 f (86-755) 26710594 sgs.china@sgs.com

Mode:a; Polarization:Vertical; Modulation:802.11n; bandwidth:40MHz; Channel:Low

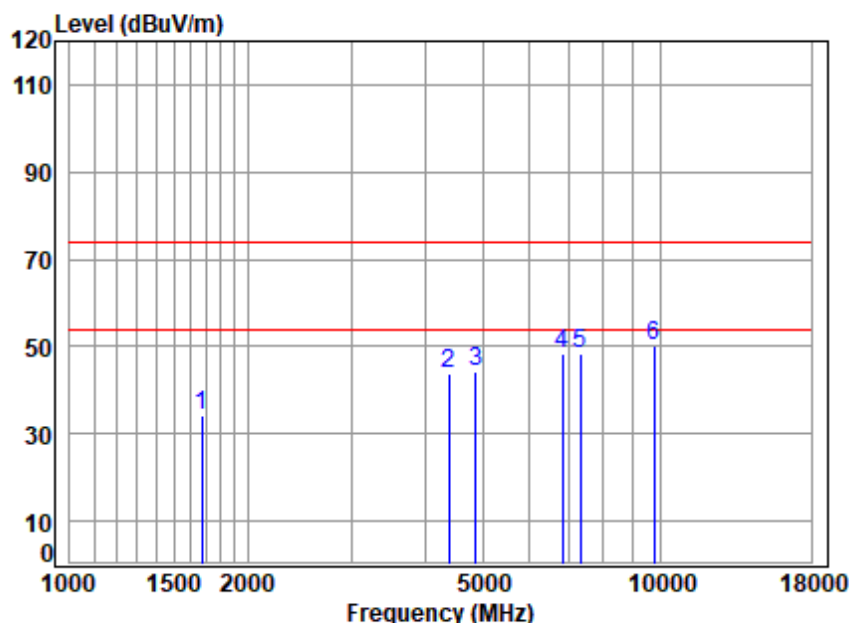


Site : chamber  
Condition: 3m VERTICAL  
Job No : 00108CR  
Mode : 2422 TX SE  
Note : 2.4G WIFI 11N 40

		Cable	Ant	Preamp	Read		Limit	Over	
	Freq	Loss	Factor	Factor	Level	Level	Line	Limit	Remark
	MHz	dB	dB/m	dB	dBuV	dBuV/m	dBuV/m	dB	
1	1658.337	3.16	26.50	40.61	45.66	34.71	74.00	-39.29	peak
2	4367.058	6.56	33.37	42.45	47.33	44.81	74.00	-29.19	peak
3	4844.000	6.92	34.02	42.79	46.82	44.97	74.00	-29.03	peak
4	6934.778	7.82	35.86	41.72	46.49	48.45	74.00	-25.55	peak
5	7266.000	8.42	36.12	41.55	45.41	48.40	74.00	-25.60	peak
6	9688.000	9.66	37.71	38.45	41.85	50.77	74.00	-23.23	peak



Mode:a; Polarization:Horizontal; Modulation:802.11n; bandwidth:40MHz; Channel:middle



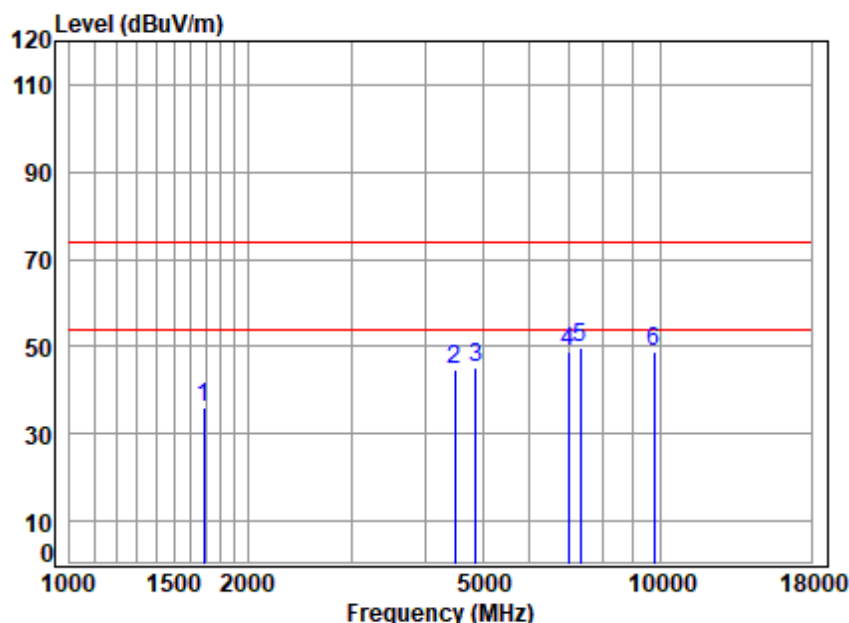
Site : chamber  
Condition: 3m HORIZONTAL  
Job No : 00108CR  
Mode : 2437 TX SE  
Note : 2.4G WIFI 11N 40

	Freq	Cable Loss	Ant Factor	Preamp Factor	Read Level	Level	Limit	Over Limit	Remark
	MHz	dB	dB/m	dB	dBuV	dBuV/m	dBuV/m	dB	
1	1672.779	3.21	26.56	40.62	45.14	34.29	74.00	-39.71	peak
2	4392.376	6.66	33.42	42.47	46.28	43.89	74.00	-30.11	peak
3	4874.000	7.01	34.05	42.82	45.97	44.21	74.00	-29.79	peak
4	6815.551	7.96	35.79	41.78	46.21	48.18	74.00	-25.82	peak
5	7311.000	8.38	36.15	41.53	45.59	48.59	74.00	-25.41	peak
6	9748.000	9.41	37.75	38.37	41.27	50.06	74.00	-23.94	peak



Unless otherwise agreed in writing, this document is issued by the Company subject to its General Conditions of Service printed overleaf, available on request or accessible at <http://www.sgs.com/en/Terms-and-Conditions.aspx> and, for electronic format documents, subject to Terms and Conditions for Electronic Documents at <http://www.sgs.com/en/Terms-and-Conditions/Terms-e-Documents.aspx>. Attention is drawn to the limitation of liability, indemnification and jurisdiction issues defined therein. Any holder of this document is advised that information contained hereon reflects the Company's findings at the time of its intervention only and within the limits of Client's instructions, if any. The Company's sole responsibility is to its Client and this document does not exonerate parties to a transaction from exercising all their rights and obligations under the transaction documents. This document cannot be reproduced except in full, without prior written approval of the Company. Any unauthorized alteration, forgery or falsification of the content or appearance of this document is unlawful and offenders may be prosecuted to the fullest extent of the law. Unless otherwise stated the results shown in this test report refer only to the sample(s) tested and such sample(s) are retained for 30 days only.  
Attention: To check the authenticity of testing / inspection report and certificate, please contact us at telephone: (86-755) 83071443, or email: [CN.Doccheck@sgs.com](mailto:CN.Doccheck@sgs.com)

Mode:a; Polarization:Vertical; Modulation:802.11n; bandwidth:40MHz; Channel:middle



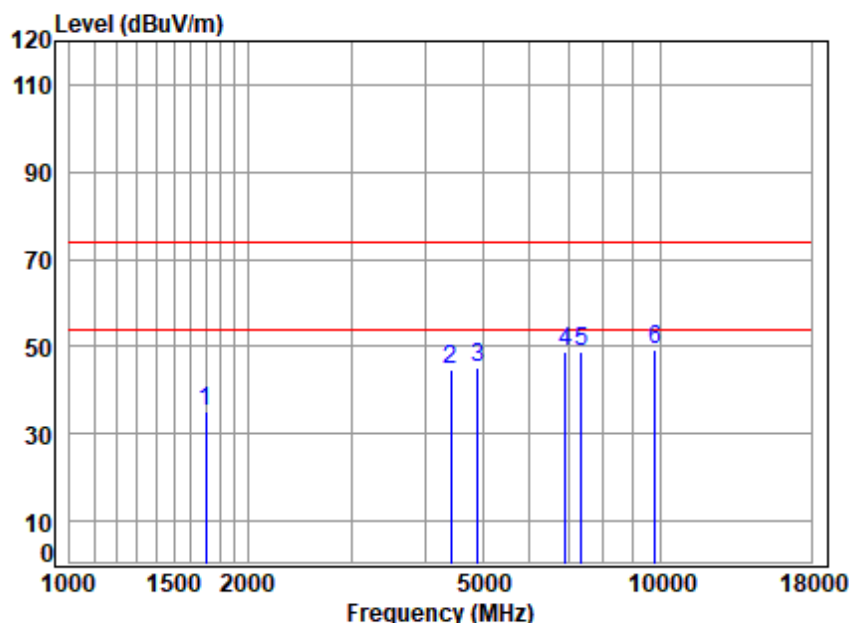
Site : chamber  
Condition: 3m VERTICAL  
Job No : 00108CR  
Mode : 2437 TX SE  
Note : 2.4G WIFI 11N 40

	Freq	Cable Loss	Ant Factor	Preamp Factor	Read Level	Level	Limit	Over Limit	Remark
	MHz	dB	dB/m	dB	dBuV	dBuV/m	dBuV/m	dB	
1	1687.347	3.27	26.62	40.62	46.80	36.07	74.00	-37.93	peak
2	4482.150	6.43	33.57	42.54	47.15	44.61	74.00	-29.39	peak
3	4874.000	7.01	34.05	42.82	46.93	45.17	74.00	-28.83	peak
4	6995.172	7.81	35.90	41.69	46.86	48.88	74.00	-25.12	peak
5	7311.000	8.38	36.15	41.53	46.52	49.52	74.00	-24.48	peak
6	9748.000	9.41	37.75	38.37	40.22	49.01	74.00	-24.99	peak





Mode:a; Polarization:Horizontal; Modulation:802.11n; bandwidth:40MHz; Channel:High

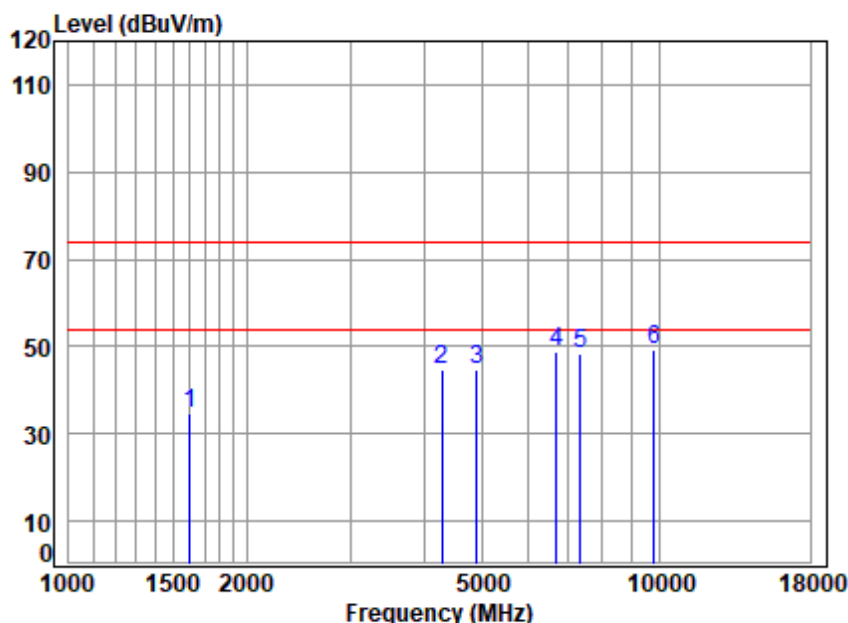


Site : chamber  
Condition: 3m HORIZONTAL  
Job No : 00108CR  
Mode : 2452 TX SE  
Note : 2.4G WIFI 11N 40

	Freq	Cable Loss	Ant Factor	Preamp Factor	Read Level	Level	Limit	Over Limit	Remark
	MHz	dB	dB/m	dB	dBuV	dBuV/m	dBuV/m	dB	
1	1702.042	3.30	26.68	40.63	45.83	35.18	74.00	-38.82	peak
2	4417.841	6.63	33.46	42.49	46.96	44.56	74.00	-29.44	peak
3	4904.000	7.08	34.09	42.84	46.90	45.23	74.00	-28.77	peak
4	6914.763	7.83	35.85	41.73	46.85	48.80	74.00	-25.20	peak
5	7356.000	8.28	36.19	41.50	45.68	48.65	74.00	-25.35	peak
6	9808.000	9.05	37.79	38.28	40.75	49.31	74.00	-24.69	peak



Mode:a; Polarization:Vertical; Modulation:802.11n; bandwidth:40MHz; Channel:High



Site : chamber  
Condition: 3m VERTICAL  
Job No : 00108CR  
Mode : 2452 TX SE  
Note : 2.4G WIFI 11N 40

		Cable	Ant	Preamp	Read		Limit	Over	
	Freq	Loss	Factor	Factor	Level	Level	Line	Limit	Remark
	MHz	dB	dB/m	dB	dBuV	dBuV/m	dBuV/m	dB	
1	1606.441	2.97	26.28	40.57	45.95	34.63	74.00	-39.37	peak
2	4279.589	6.27	33.22	42.38	47.46	44.57	74.00	-29.43	peak
3	4904.000	7.08	34.09	42.84	46.34	44.67	74.00	-29.33	peak
4	6698.373	8.34	35.72	41.84	46.59	48.81	74.00	-25.19	peak
5	7356.000	8.28	36.19	41.50	45.43	48.40	74.00	-25.60	peak
6	9808.000	9.05	37.79	38.28	40.65	49.21	74.00	-24.79	peak



## 8 Photographs

### 8.1 Test Setup

Refer to test setup photos.

### 8.2 EUT Constructional Details (EUT Photos)

Refer to external and internal photos.



Unless otherwise agreed in writing, this document is issued by the Company subject to its General Conditions of Service printed overleaf, available on request or accessible at <http://www.sgs.com/en/Terms-and-Conditions.aspx> and, for electronic format documents, subject to Terms and Conditions for Electronic Documents at <http://www.sgs.com/en/Terms-and-Conditions/Terms-e-Documents.aspx>. Attention is drawn to the limitation of liability, indemnification and jurisdiction issues defined therein. Any holder of this document is advised that information contained hereon reflects the Company's findings at the time of its intervention only and within the limits of Client's instructions, if any. The Company's sole responsibility is to its Client and this document does not exonerate parties to a transaction from exercising all their rights and obligations under the transaction documents. This document cannot be reproduced except in full, without prior written approval of the Company. Any unauthorized alteration, forgery or falsification of the content or appearance of this document is unlawful and offenders may be prosecuted to the fullest extent of the law. Unless otherwise stated the results shown in this test report refer only to the sample(s) tested and such sample(s) are retained for 30 days only.  
**Attention: To check the authenticity of testing / inspection report & certificate, please contact us at telephone: (86-755) 8307 1443, or email: CN.Doccheck@sgs.com**

SGS-CSTC Standards Technical Services Co., Ltd.  
 Shenzhen Branch, China  
 Shenzhen Branch, China, CSTC Laboratory.

No.1 Workshop, M-10, Middle Section, Science & Technology Park, Shenzhen, China 518057 t (86-755) 26012053 f (86-755) 26710594 www.sgsgroup.com.cn  
 中国·深圳·科技园中区M-10栋一号厂房 邮编: 518057 t (86-755) 26012053 f (86-755) 26710594 sgs.china@sgs.com

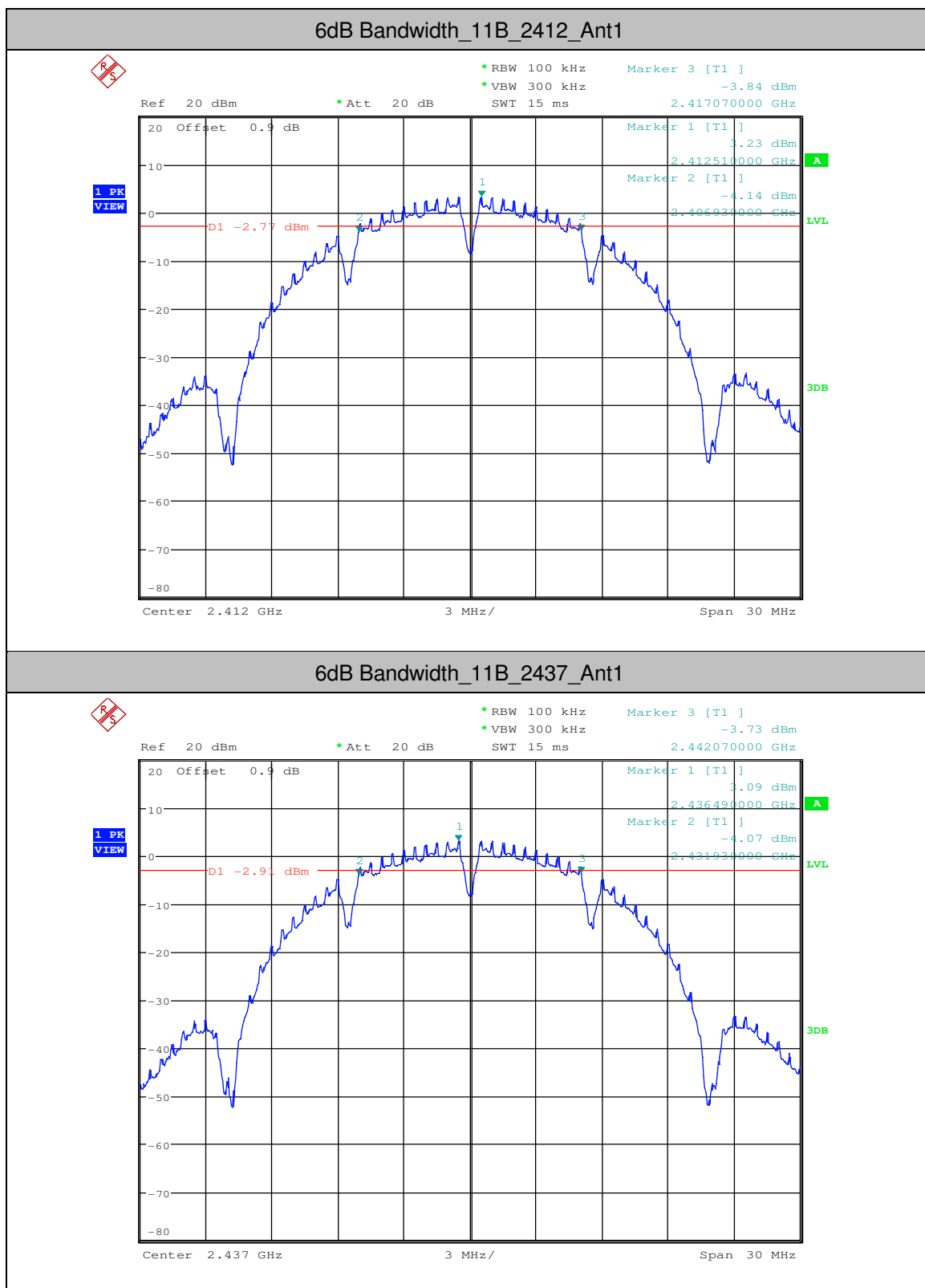
## 9 Appendix

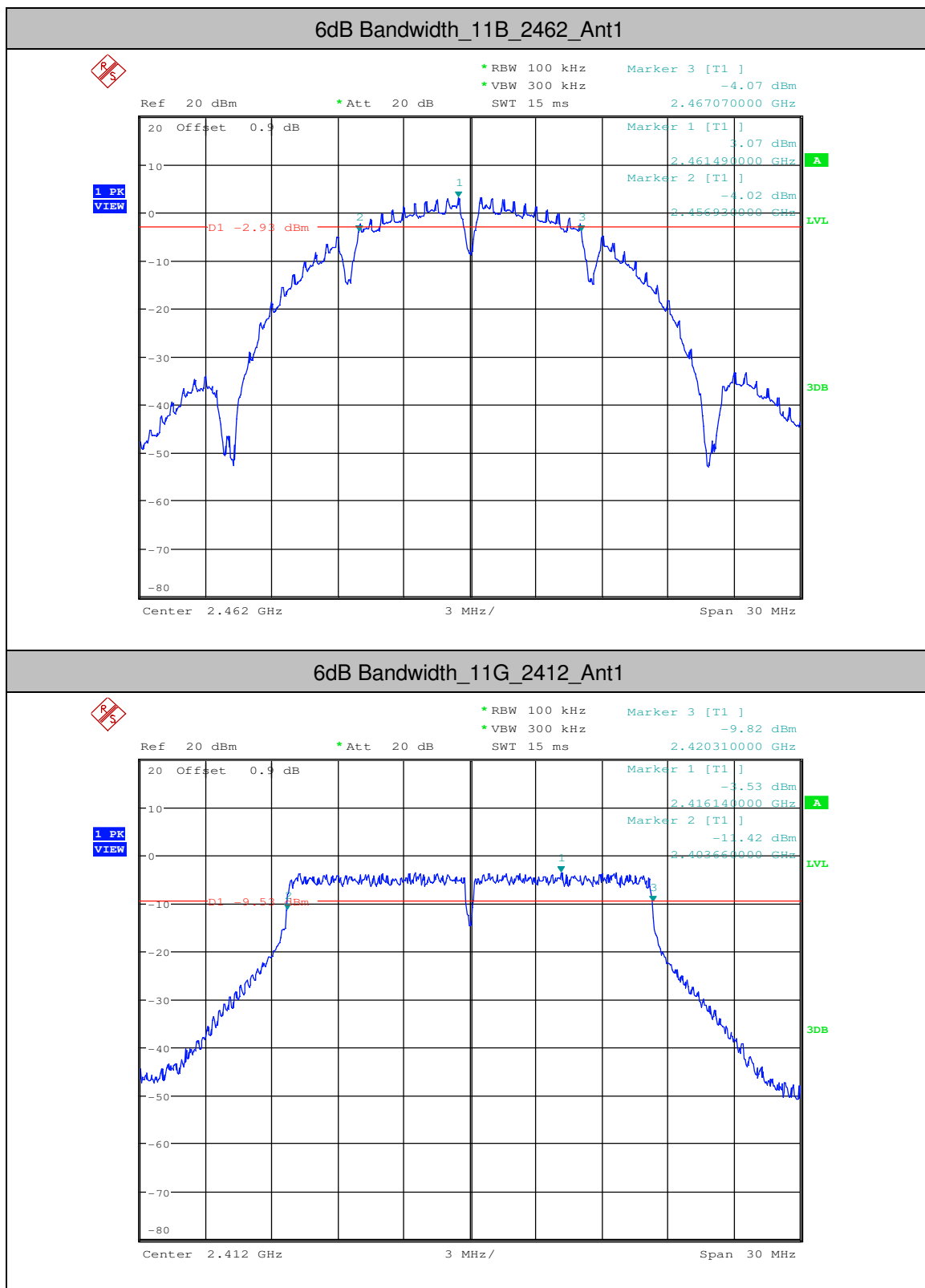
### Appendix 15.247

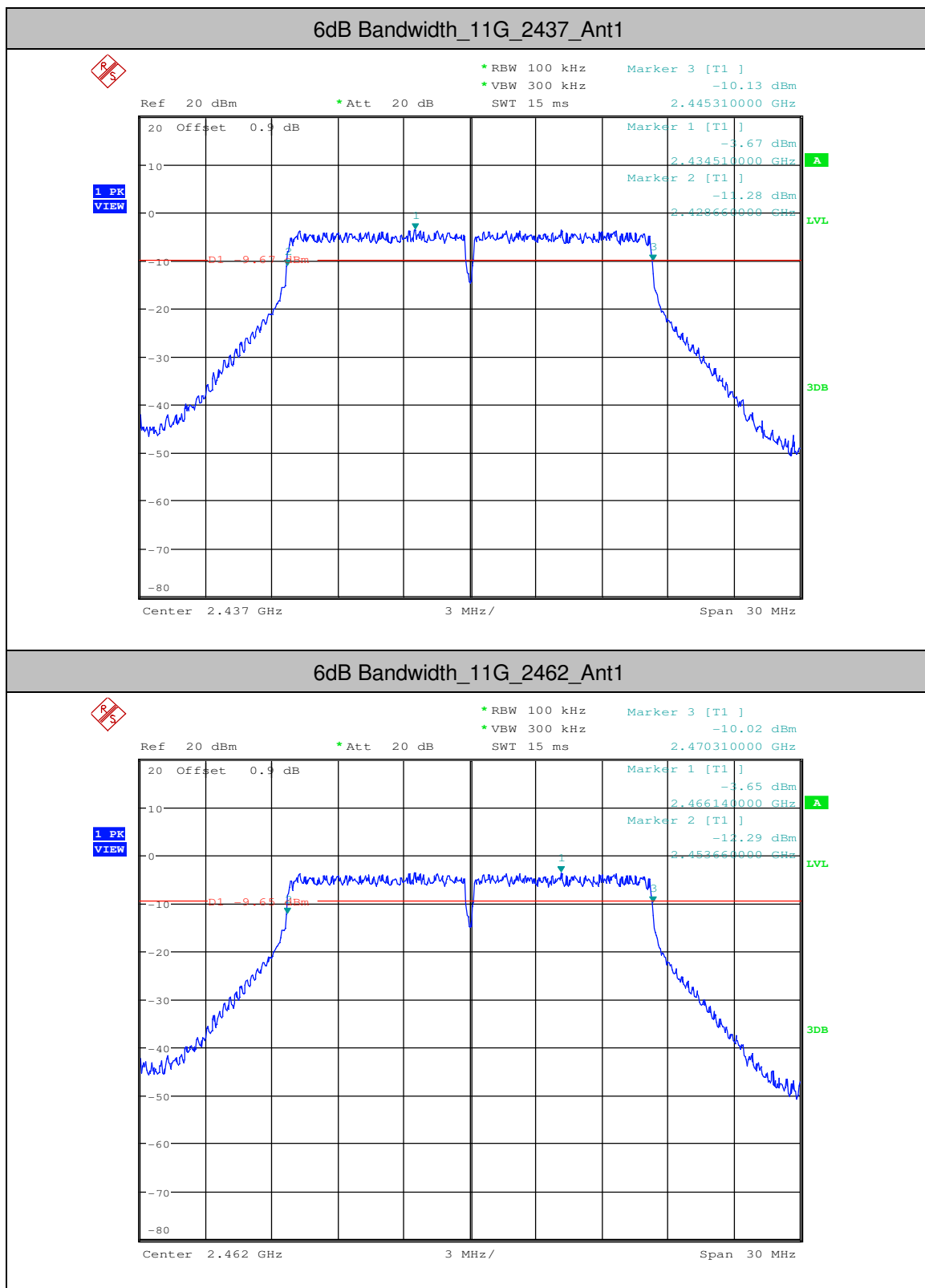
#### 1.6dB Bandwidth

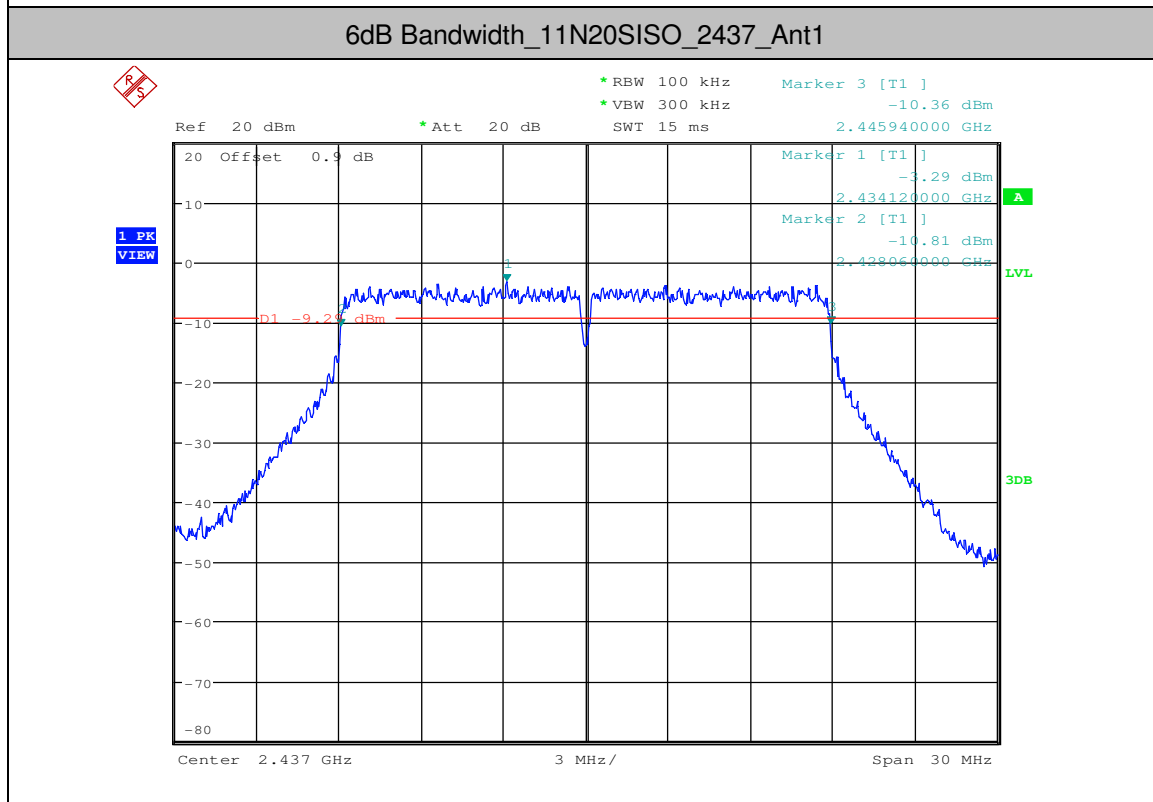
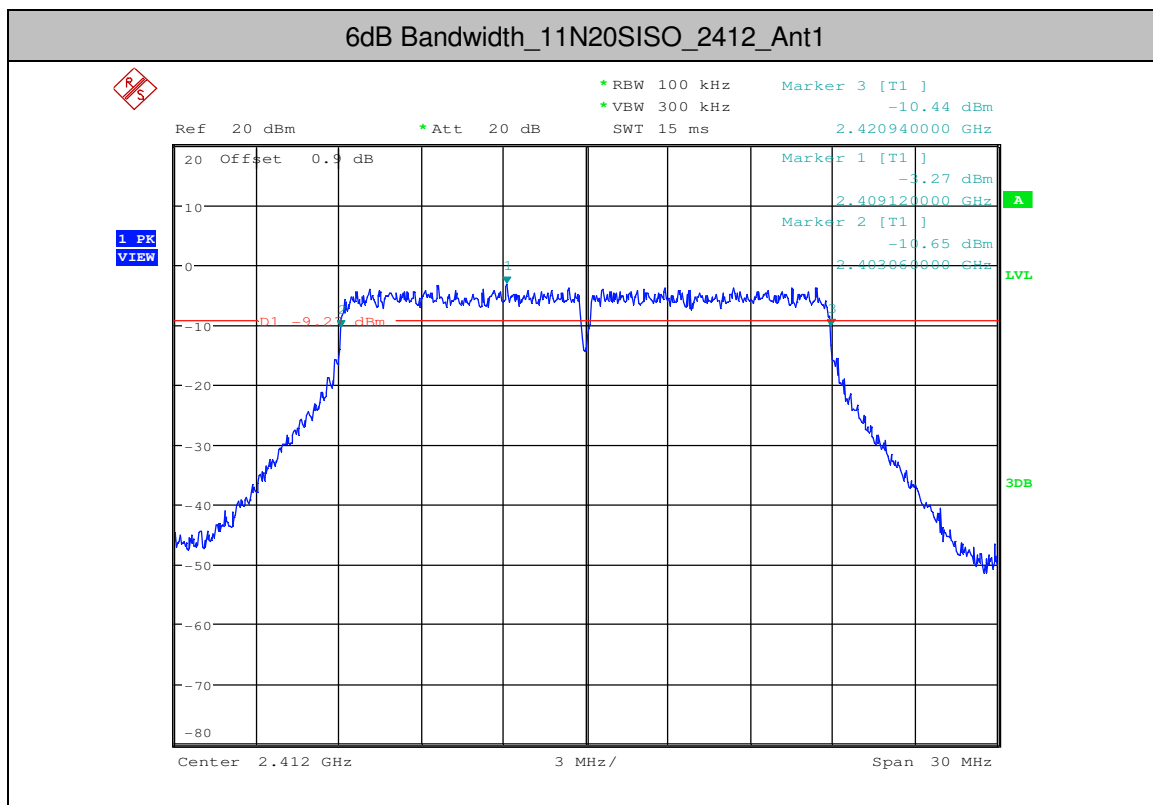
Test Mode	Test Channel	Ant	EBW[MHz]	Limit[MHz]	Verdict
11B	2412	Ant1	10.140	$\geq 0.5$	PASS
11B	2437	Ant1	10.140	$\geq 0.5$	PASS
11B	2462	Ant1	10.140	$\geq 0.5$	PASS
11G	2412	Ant1	16.650	$\geq 0.5$	PASS
11G	2437	Ant1	16.650	$\geq 0.5$	PASS
11G	2462	Ant1	16.650	$\geq 0.5$	PASS
11N20SISO	2412	Ant1	17.880	$\geq 0.5$	PASS
11N20SISO	2437	Ant1	17.880	$\geq 0.5$	PASS
11N20SISO	2462	Ant1	17.880	$\geq 0.5$	PASS
11N40SISO	2422	Ant1	36.480	$\geq 0.5$	PASS
11N40SISO	2437	Ant1	36.480	$\geq 0.5$	PASS
11N40SISO	2452	Ant1	36.480	$\geq 0.5$	PASS



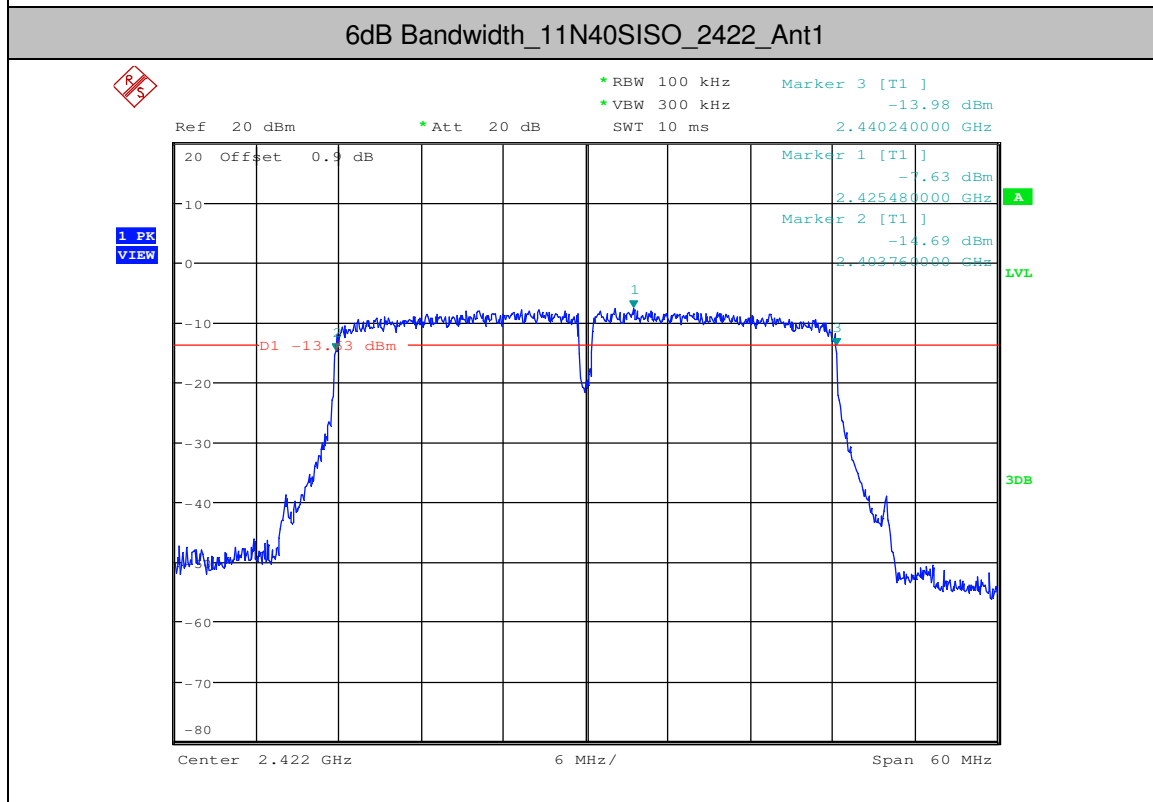
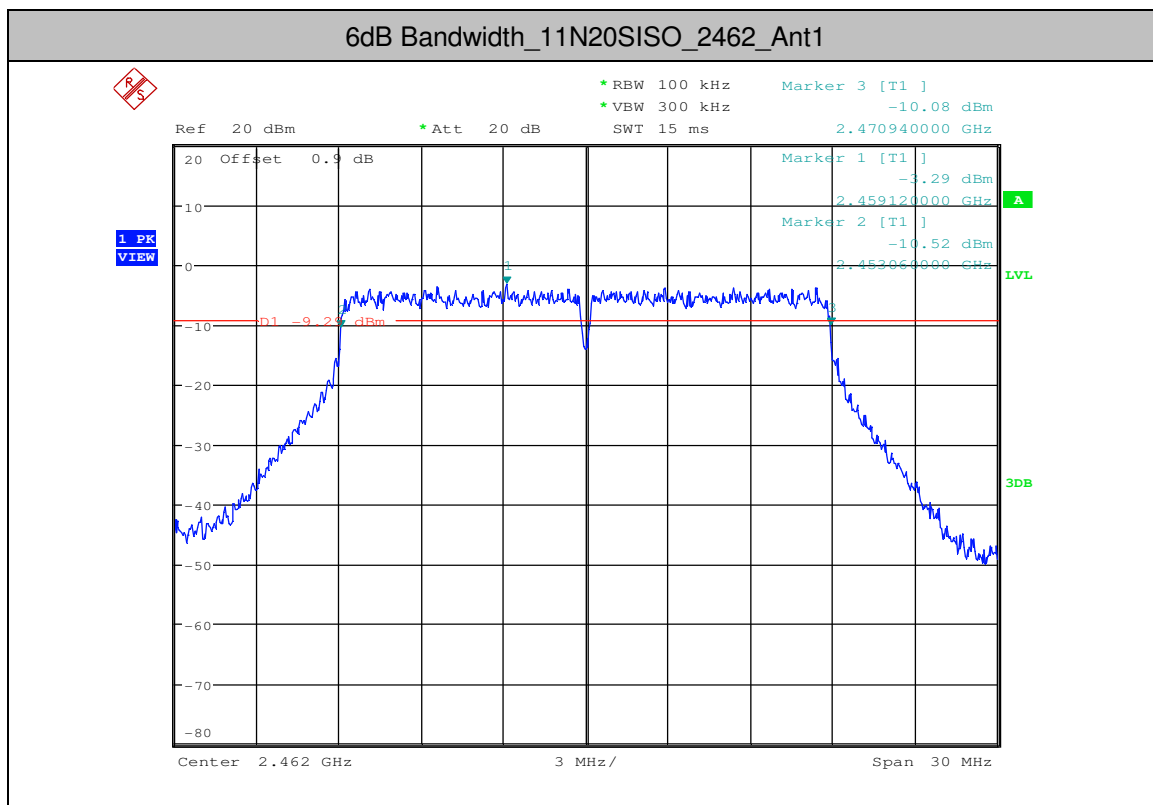


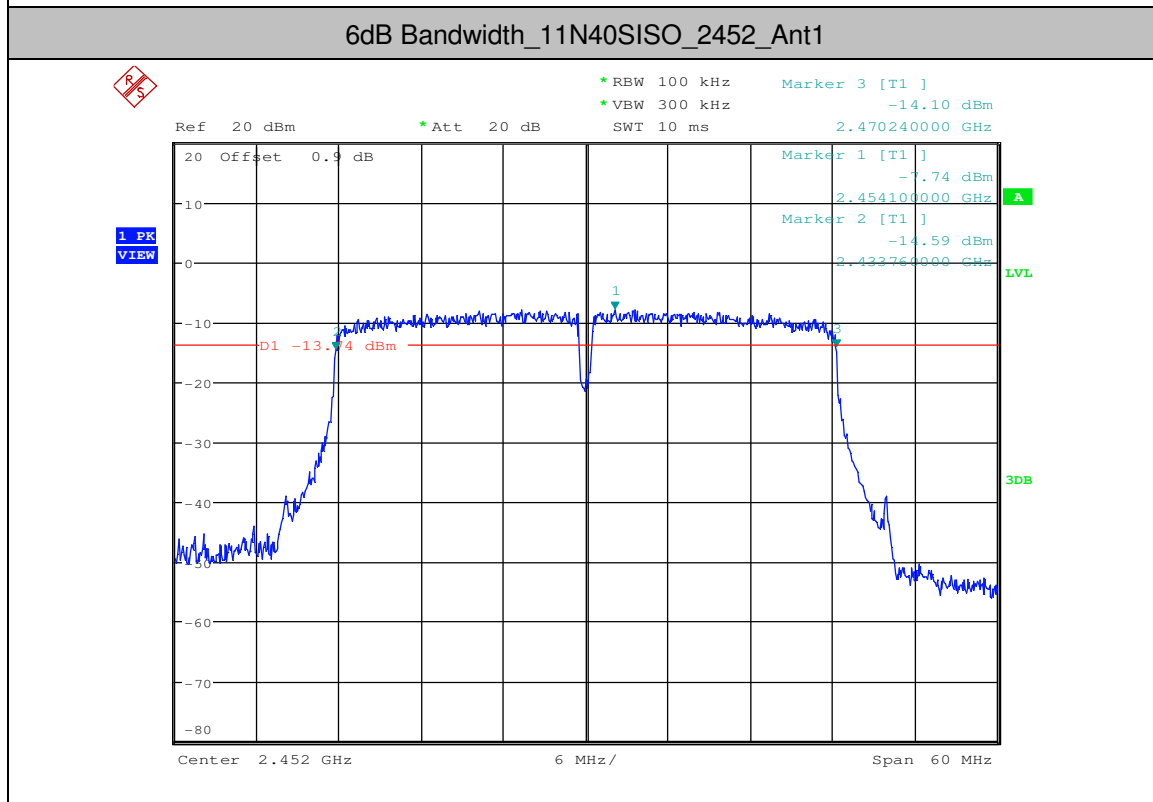
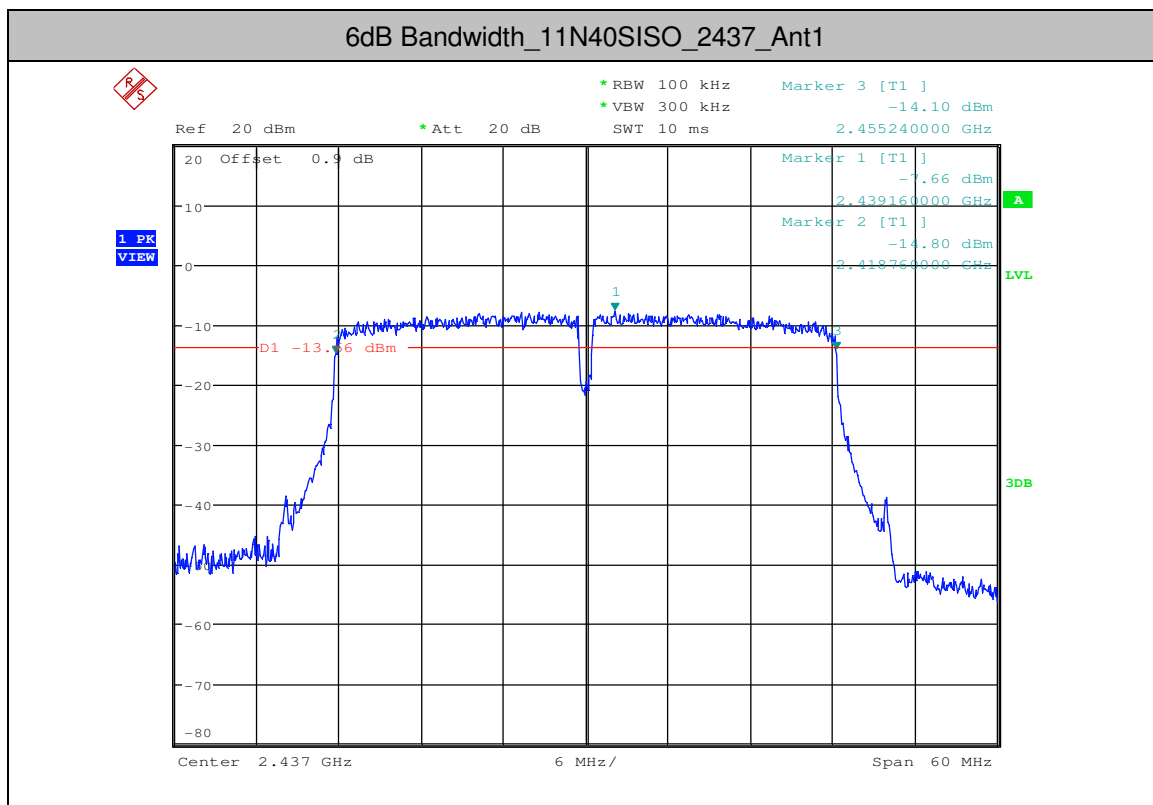










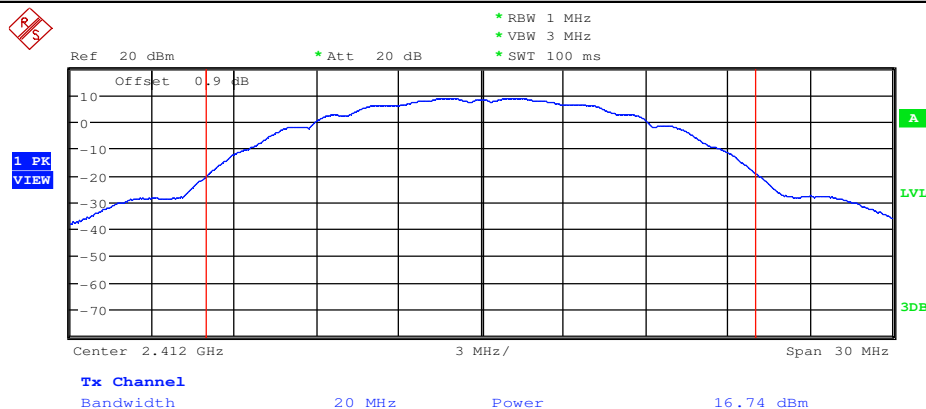


## 2.Maximum peak conducted output power

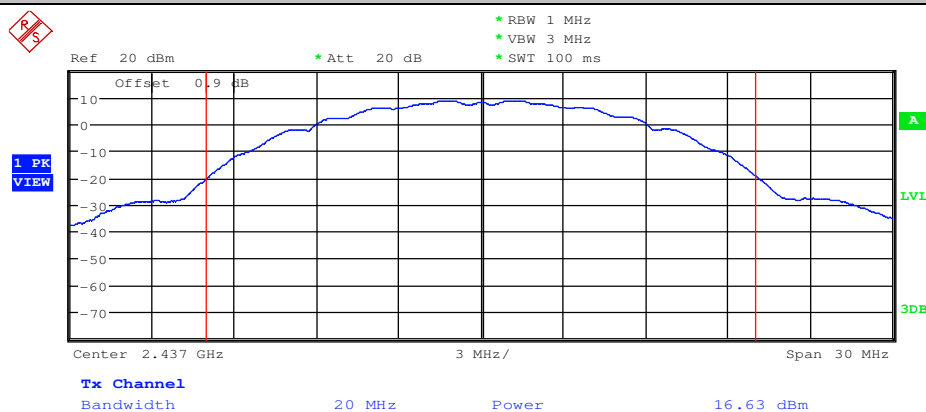
Test Mode	Test Channel	Ant	Power[dBm]	Limit[dBm]	Verdict
11B	2412	Ant1	16.74	<30	PASS
11B	2437	Ant1	16.63	<30	PASS
11B	2462	Ant1	16.6	<30	PASS
11G	2412	Ant1	19.13	<30	PASS
11G	2437	Ant1	19.06	<30	PASS
11G	2462	Ant1	19.08	<30	PASS
11N20SISO	2412	Ant1	19.3	<30	PASS
11N20SISO	2437	Ant1	19.28	<30	PASS
11N20SISO	2462	Ant1	19.28	<30	PASS
11N40SISO	2422	Ant1	17.9	<30	PASS
11N40SISO	2437	Ant1	17.88	<30	PASS
11N40SISO	2452	Ant1	17.87	<30	PASS



### Maximum peak conducted output power\_11B\_2412\_Ant1

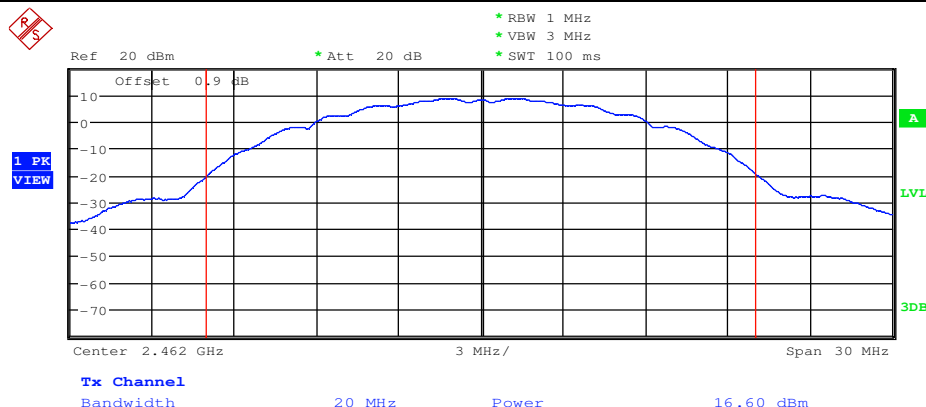


### Maximum peak conducted output power\_11B\_2437\_Ant1

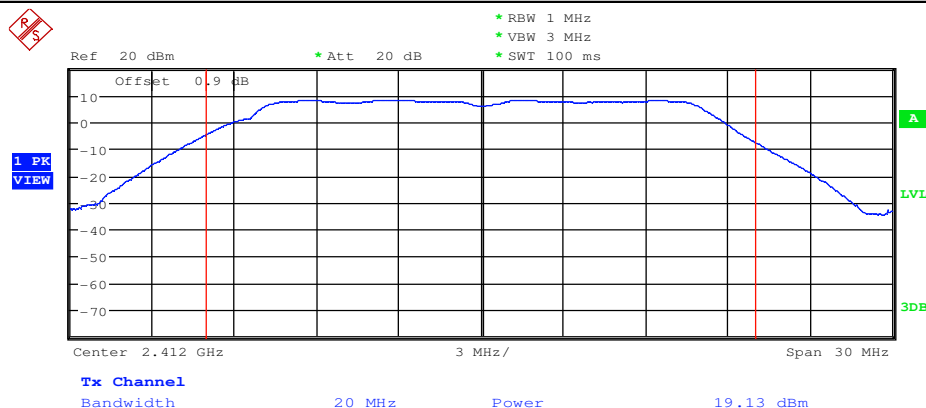




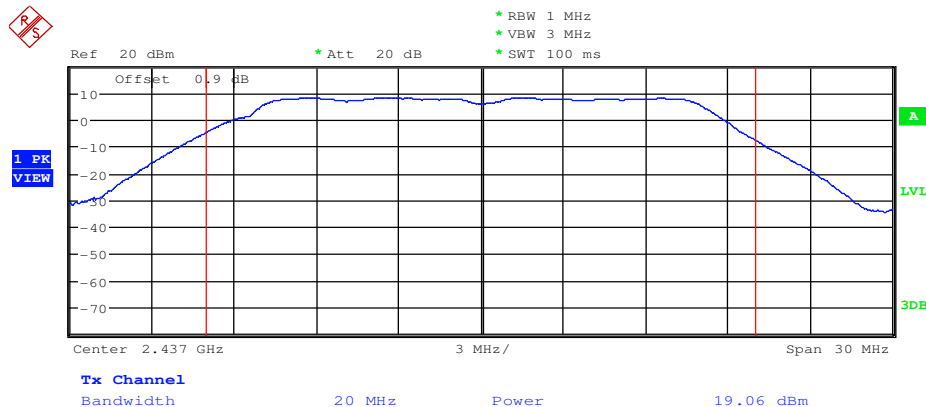
### Maximum peak conducted output power\_11B\_2462\_Ant1



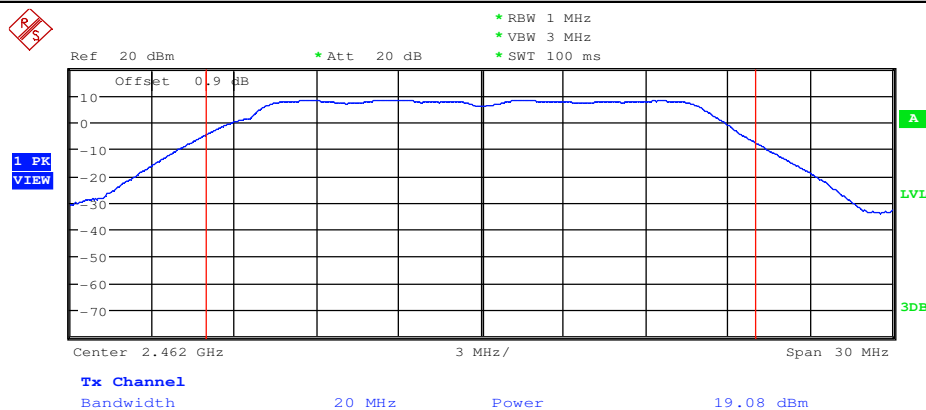
### Maximum peak conducted output power\_11G\_2412\_Ant1



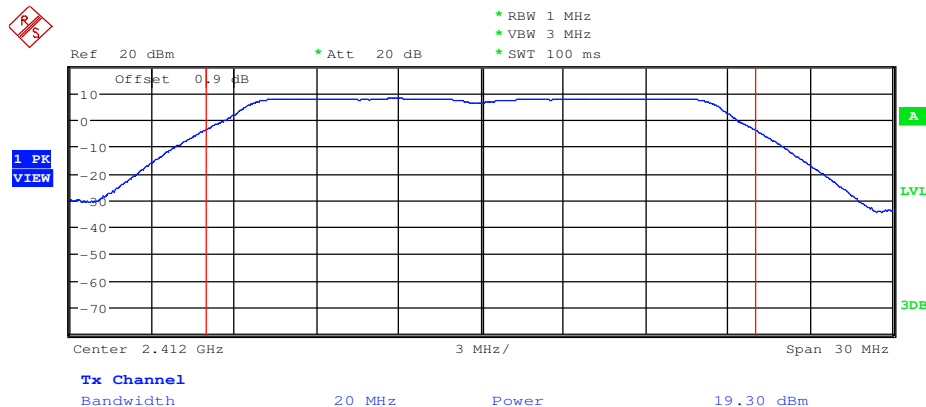
### Maximum peak conducted output power\_11G\_2437\_Ant1



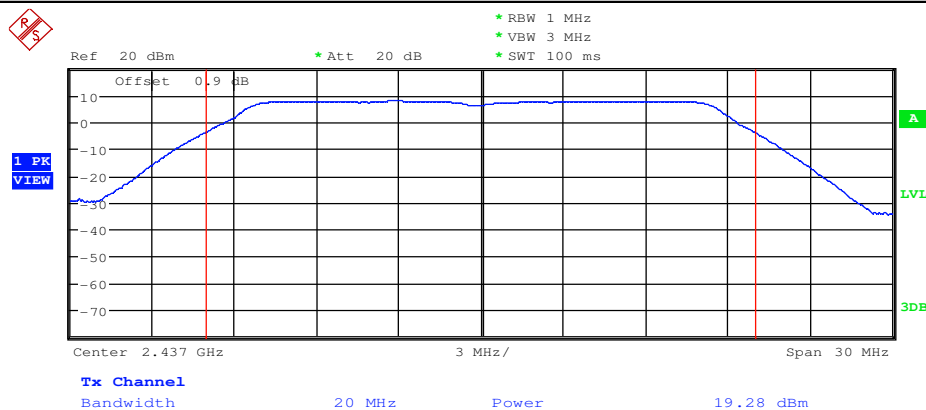
### Maximum peak conducted output power\_11G\_2462\_Ant1



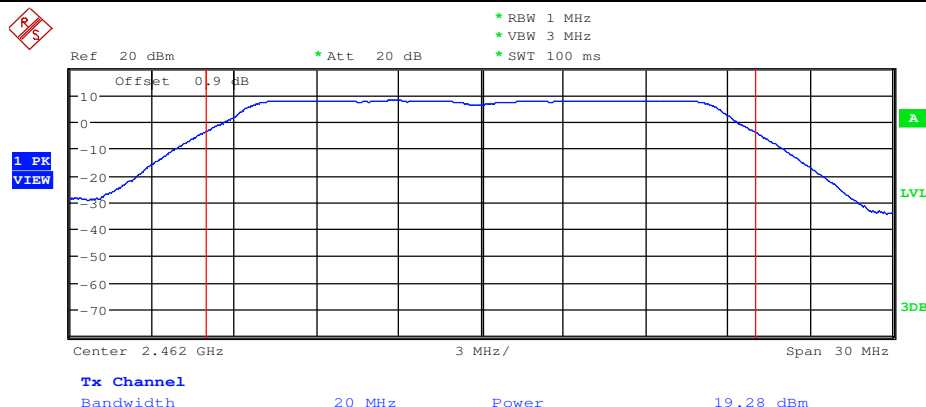
### Maximum peak conducted output power\_11N20SISO\_2412\_Ant1



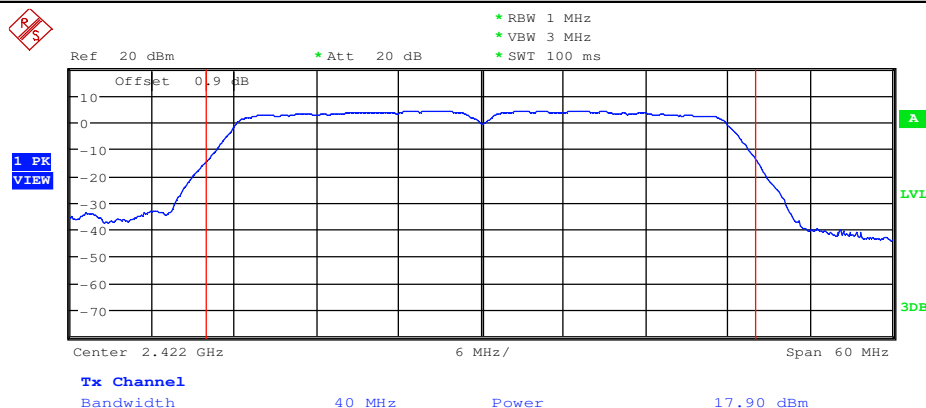
### Maximum peak conducted output power\_11N20SISO\_2437\_Ant1



### Maximum peak conducted output power\_11N20SISO\_2462\_Ant1

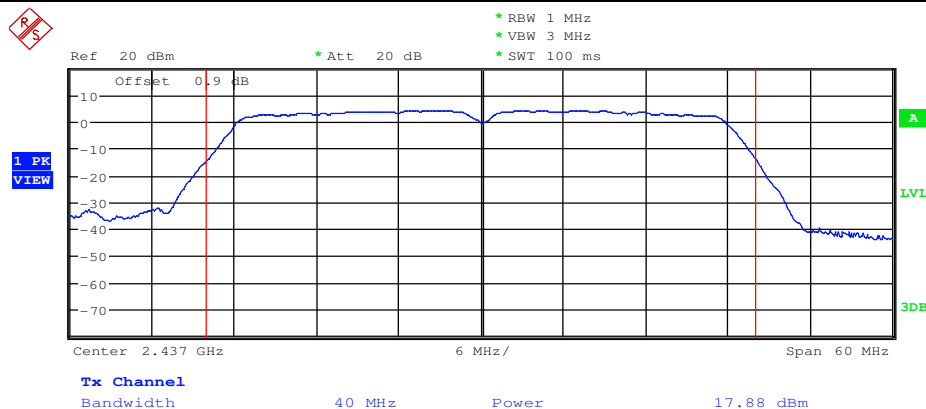


### Maximum peak conducted output power\_11N40SISO\_2422\_Ant1

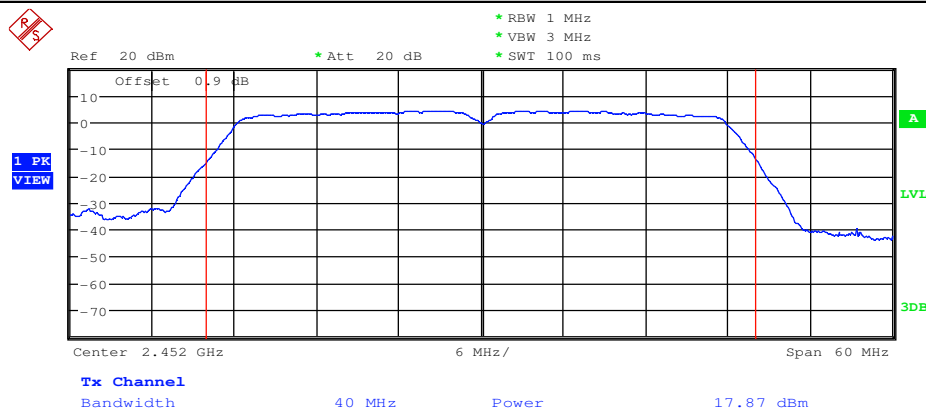




### Maximum peak conducted output power\_11N40SISO\_2437\_Ant1



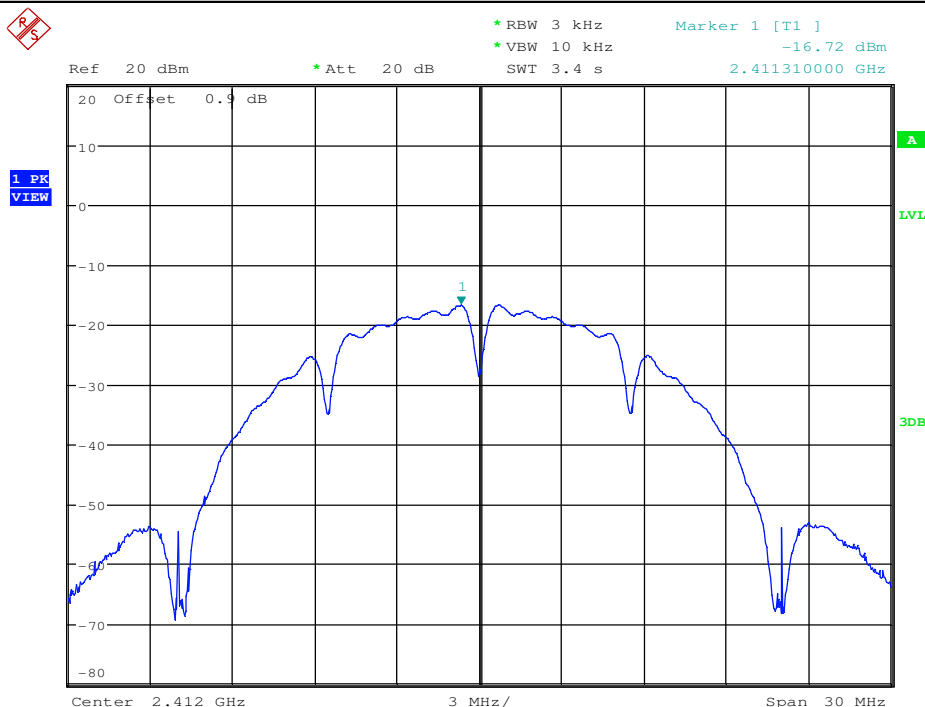
### Maximum peak conducted output power\_11N40SISO\_2452\_Ant1



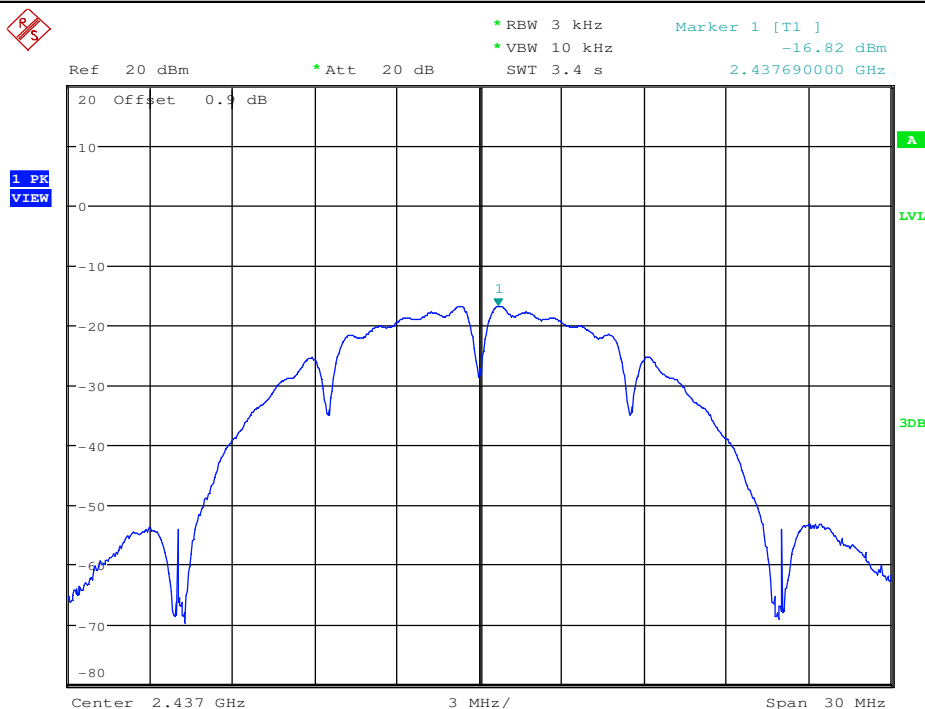
### 3.Maximum Peak power spectral density

Test Mode	Test Channel	Ant	PSD[dBm/3kHz]	Limit[dBm/3kHz]	Verdict
11B	2412	Ant1	-16.72	<8.00	PASS
11B	2437	Ant1	-16.82	<8.00	PASS
11B	2462	Ant1	-16.82	<8.00	PASS
11G	2412	Ant1	-17.49	<8.00	PASS
11G	2437	Ant1	-17.66	<8.00	PASS
11G	2462	Ant1	-17.64	<8.00	PASS
11N20SISO	2412	Ant1	-16.92	<8.00	PASS
11N20SISO	2437	Ant1	-16.9	<8.00	PASS
11N20SISO	2462	Ant1	-17.17	<8.00	PASS
11N40SISO	2422	Ant1	-18.03	<8.00	PASS
11N40SISO	2437	Ant1	-20.23	<8.00	PASS
11N40SISO	2452	Ant1	-18.63	<8.00	PASS

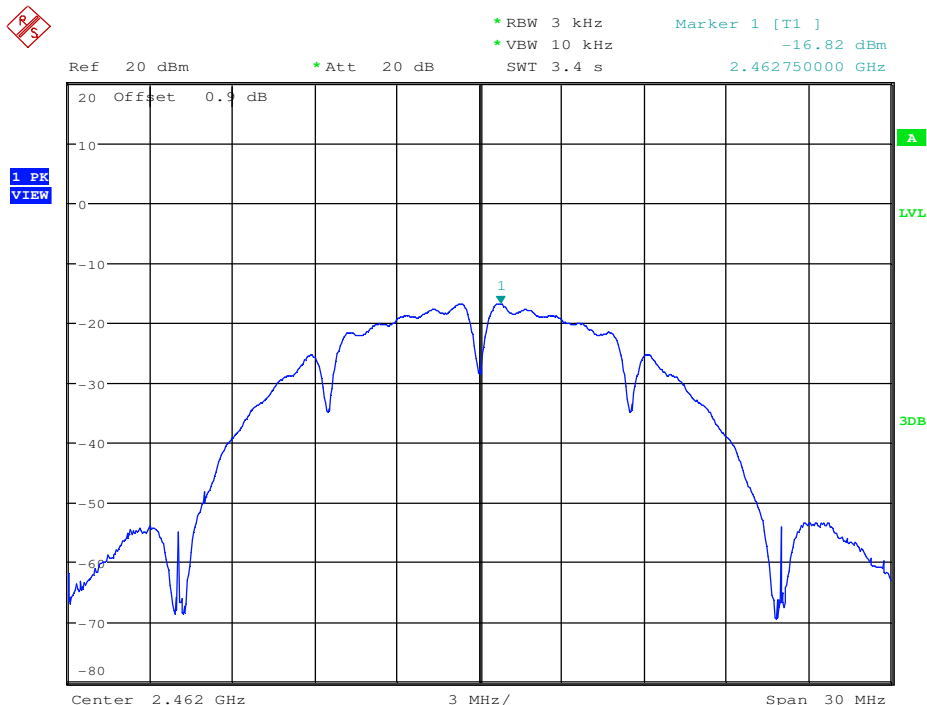
### Maximum Peak power spectral density\_11B\_2412\_Ant1



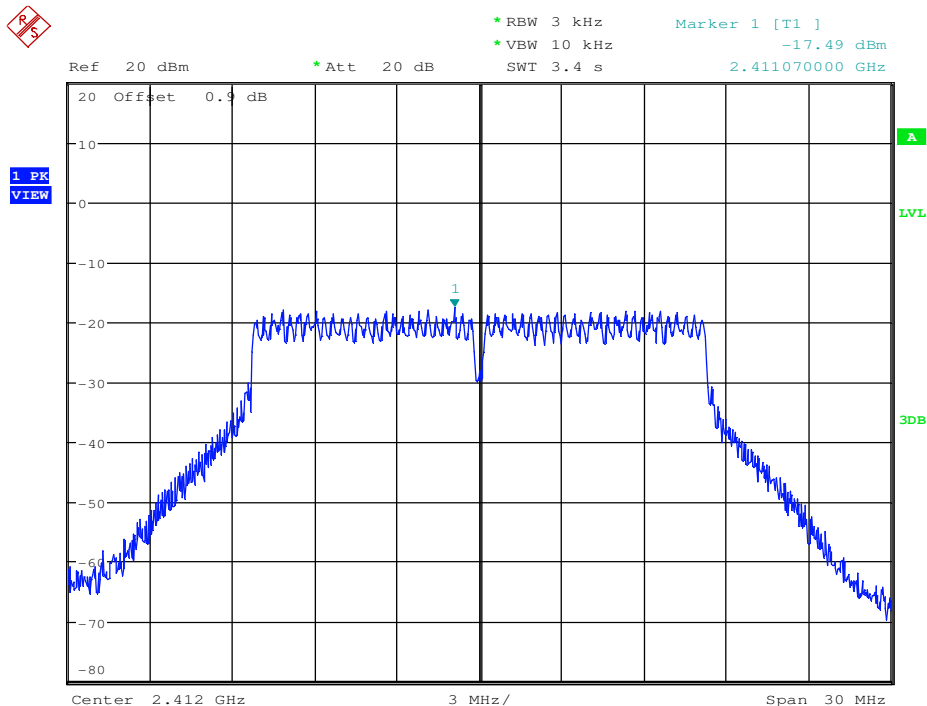
### Maximum Peak power spectral density\_11B\_2437\_Ant1



### Maximum Peak power spectral density\_11B\_2462\_Ant1

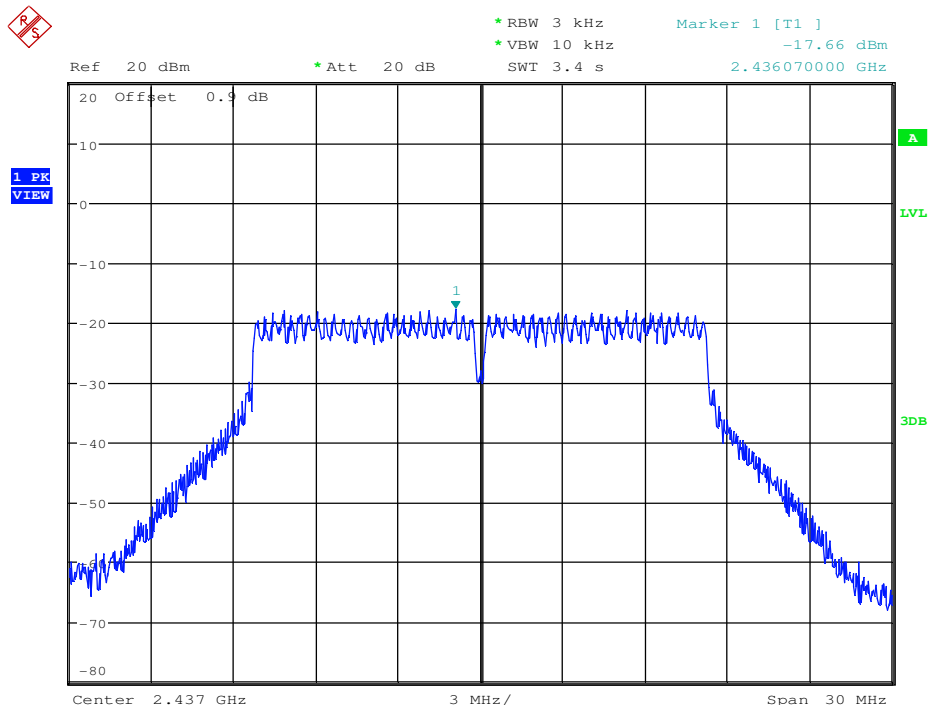


### Maximum Peak power spectral density\_11G\_2412\_Ant1

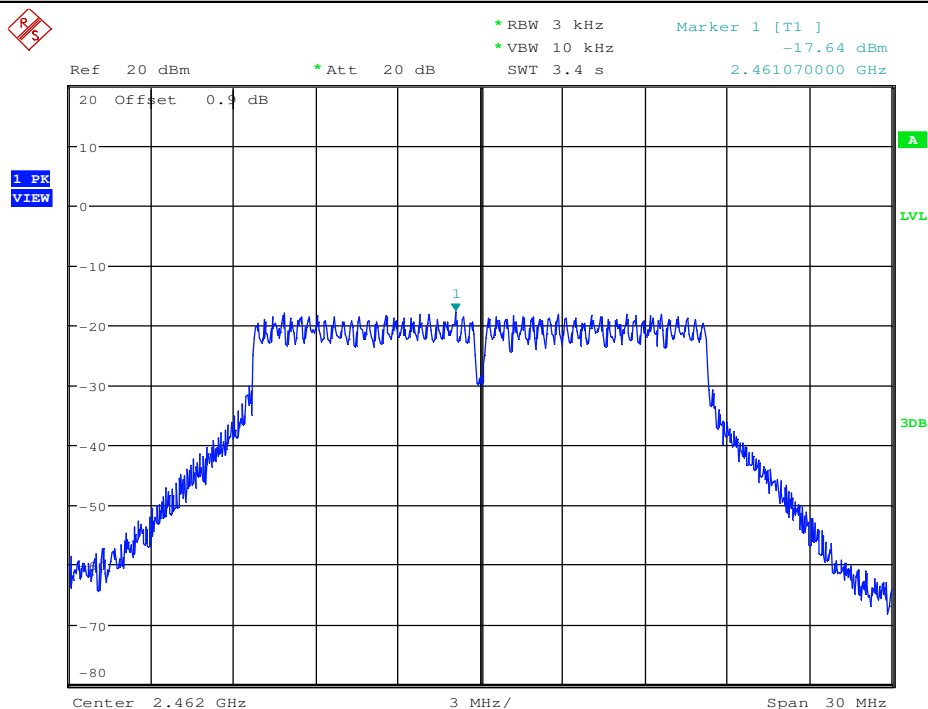




### Maximum Peak power spectral density\_11G\_2437\_Ant1



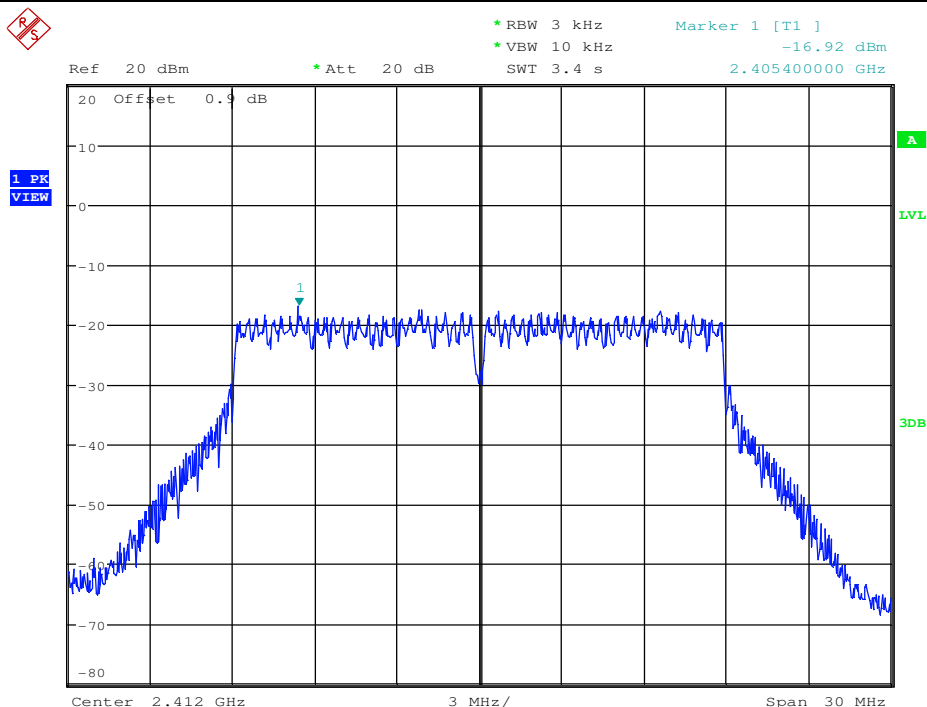
### Maximum Peak power spectral density\_11G\_2462\_Ant1



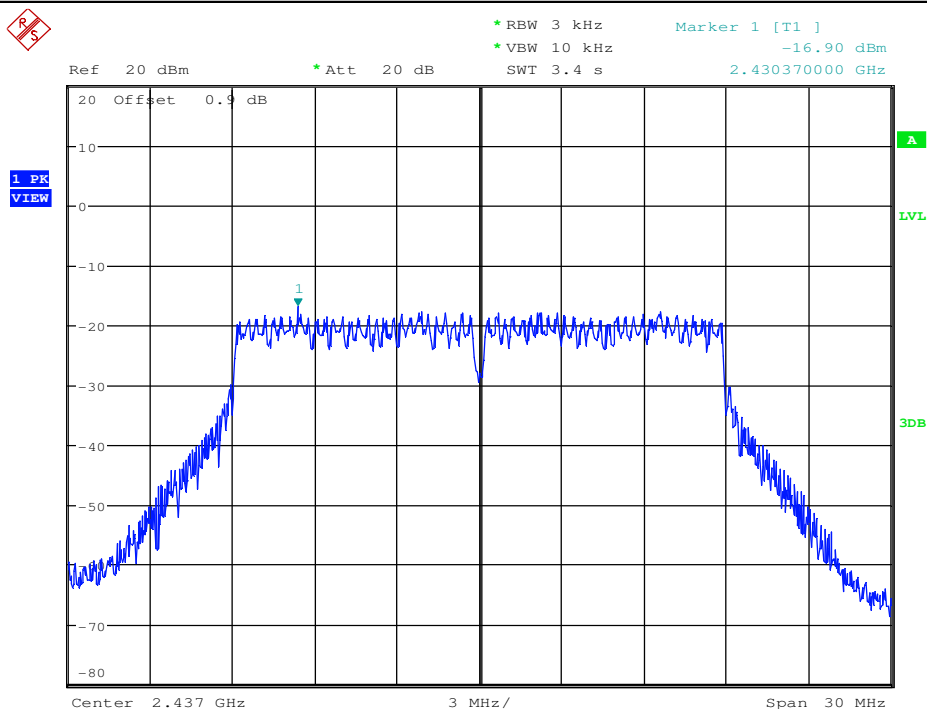
Unless otherwise agreed in writing, this document is issued by the Company subject to its General Conditions of Service printed overleaf, available on request or accessible at <http://www.sgs.com/en/Terms-and-Conditions.aspx> and, for electronic format documents, subject to Terms and Conditions for Electronic Documents at <http://www.sgs.com/en/Terms-and-Conditions/Terms-e-Documents.aspx>. Attention is drawn to the limitation of liability, indemnification and jurisdiction issues defined therein. Any holder of this document is advised that information contained hereon reflects the Company's findings at the time of its intervention only and within the limits of Client's instructions, if any. The Company's sole responsibility is to its Client and this document does not exonerate parties to a transaction from exercising all their rights and obligations under the transaction documents. This document cannot be reproduced except in full, without prior written approval of the Company. Any unauthorized alteration, forgery or falsification of the content or appearance of this document is unlawful and offenders may be prosecuted to the fullest extent of the law. Unless otherwise stated the results shown in this test report refer only to the sample(s) tested and such sample(s) are retained for 30 days only.

Attention: To check the authenticity of testing / inspection report & certificate, please contact us at telephone: (86-755) 83071443, or email: [CN.Doccheck@sgs.com](mailto:CN.Doccheck@sgs.com)

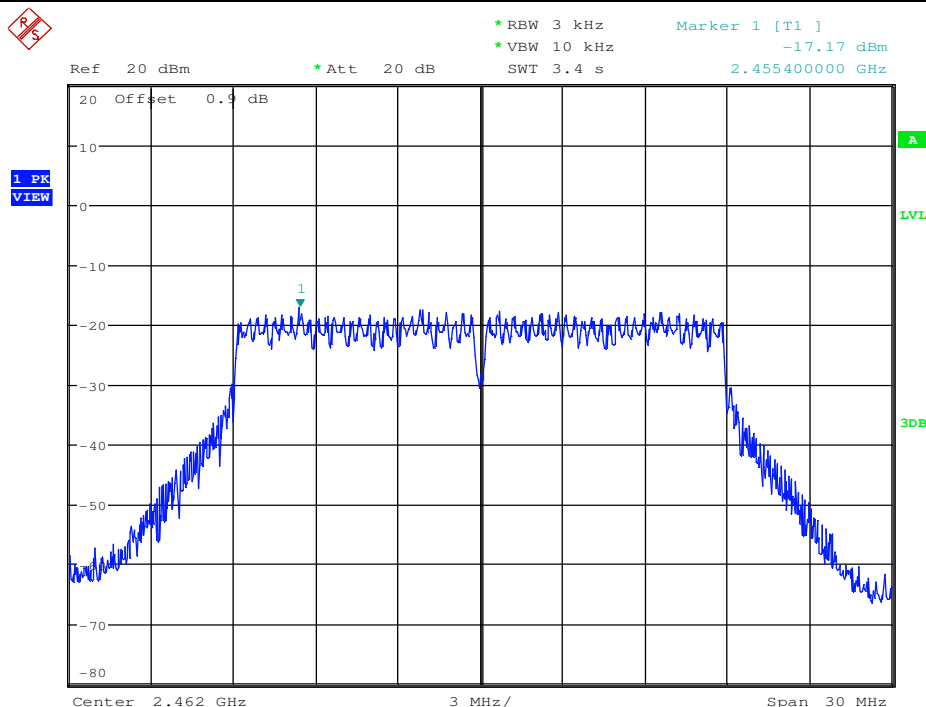
### Maximum Peak power spectral density\_11N20SISO\_2412\_Ant1



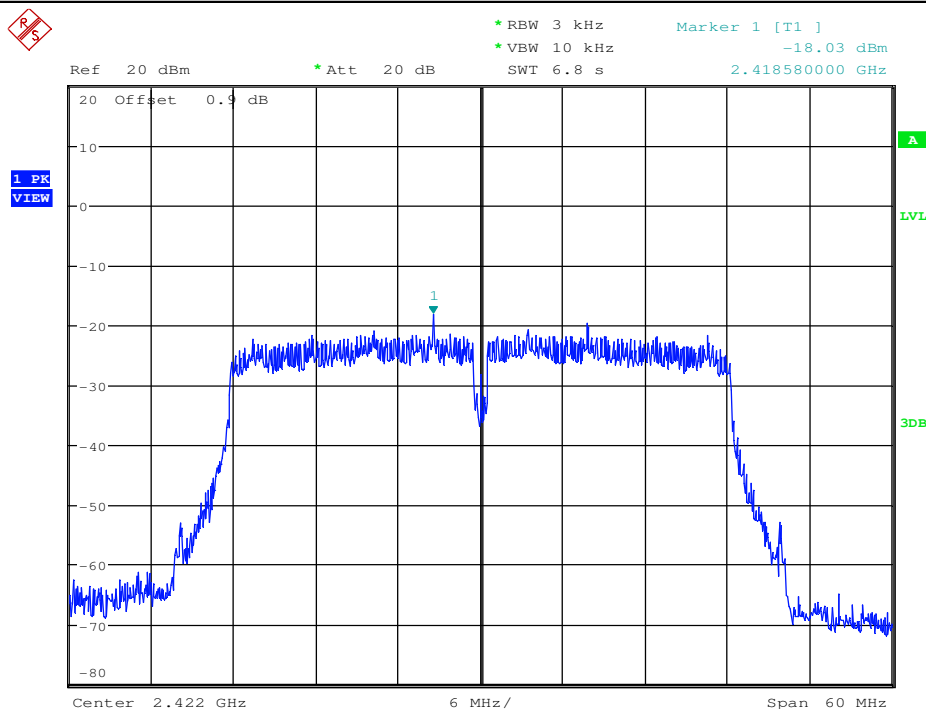
### Maximum Peak power spectral density\_11N20SISO\_2437\_Ant1



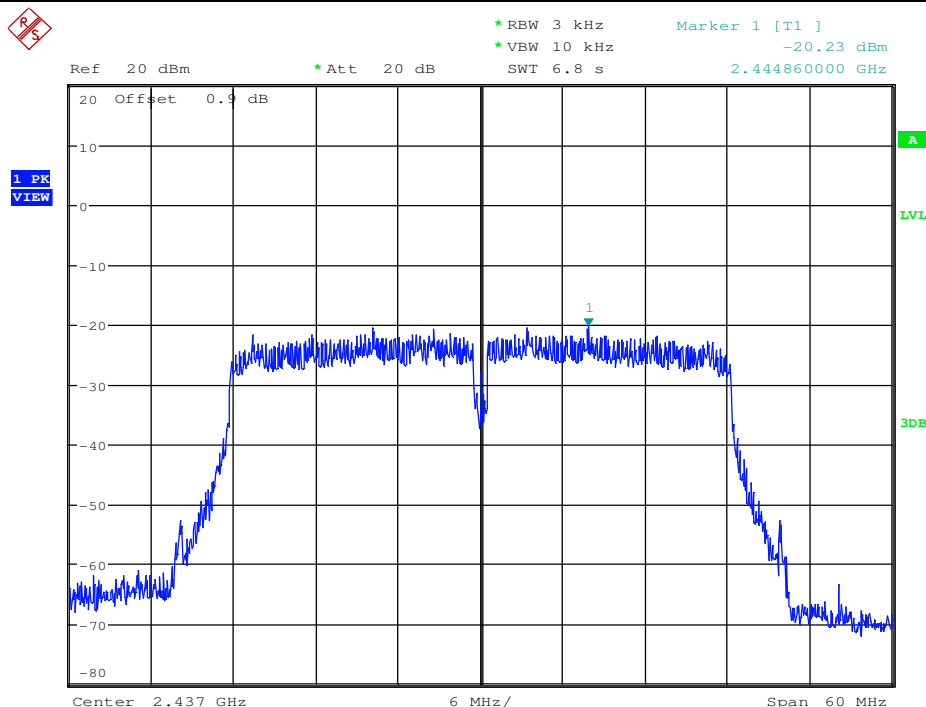
### Maximum Peak power spectral density\_11N20SISO\_2462\_Ant1



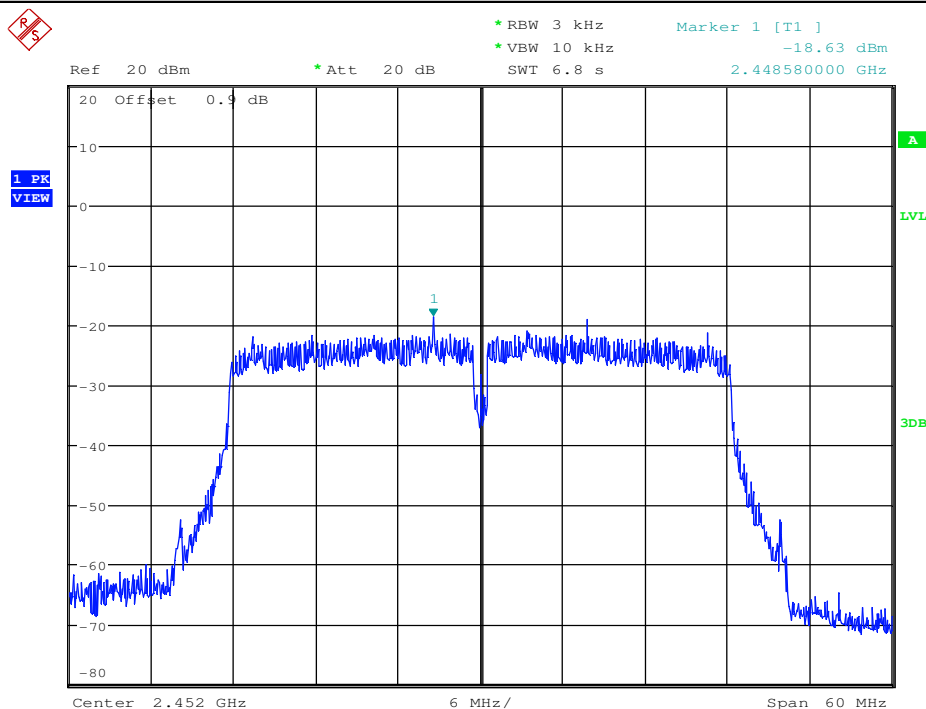
### Maximum Peak power spectral density\_11N40SISO\_2422\_Ant1



### Maximum Peak power spectral density\_11N40SISO\_2437\_Ant1



### Maximum Peak power spectral density\_11N40SISO\_2452\_Ant1

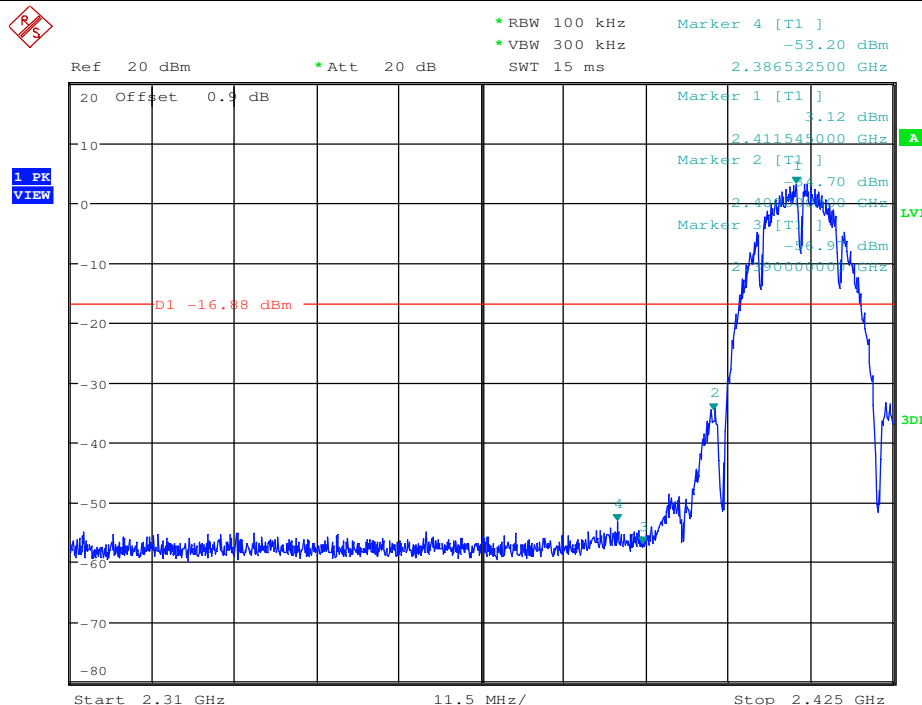




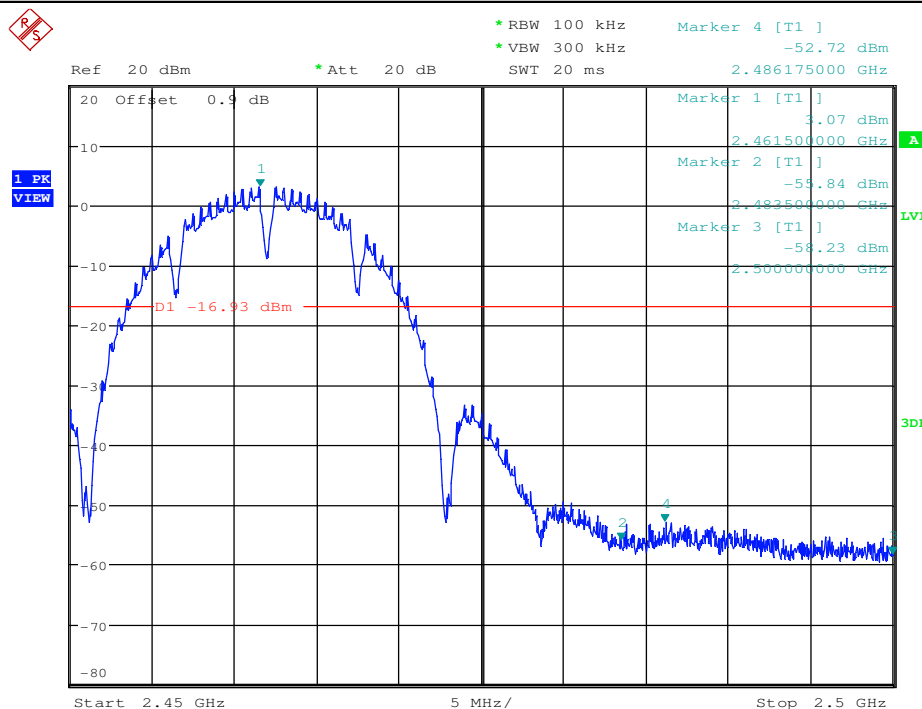
#### 4.Band-edge for RF Conducted Emissions

Test Mode	Test Channel	Ant	Carrier Power[dBm]	Max. Spurious Level [dBm]	Limit [dBm]	Verdict
11B	2412	Ant1	3.120	-53.196	<-16.88	PASS
11B	2462	Ant1	3.070	-52.721	<-16.93	PASS
11G	2412	Ant1	-3.520	-53.037	<-23.52	PASS
11G	2462	Ant1	-3.670	-51.965	<-23.67	PASS
11N20SISO	2412	Ant1	-3.450	-50.497	<-23.45	PASS
11N20SISO	2462	Ant1	-3.520	-52.570	<-23.52	PASS
11N40SISO	2422	Ant1	-7.780	-49.183	<-27.78	PASS
11N40SISO	2452	Ant1	-7.630	-52.586	<-27.63	PASS

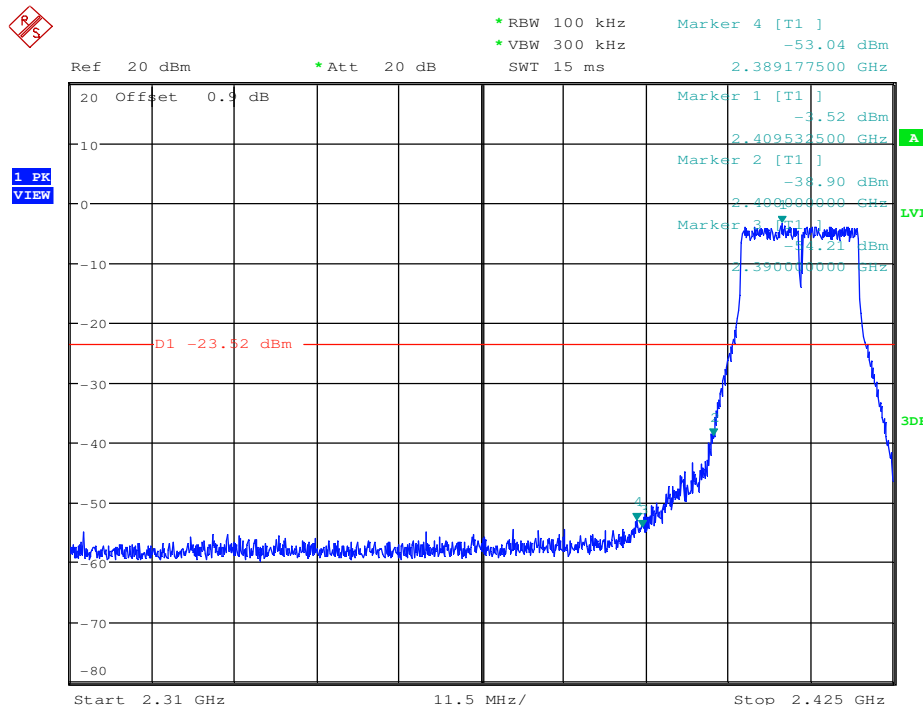
### Band-edge for RF Conducted Emissions\_11B\_2412\_Ant1



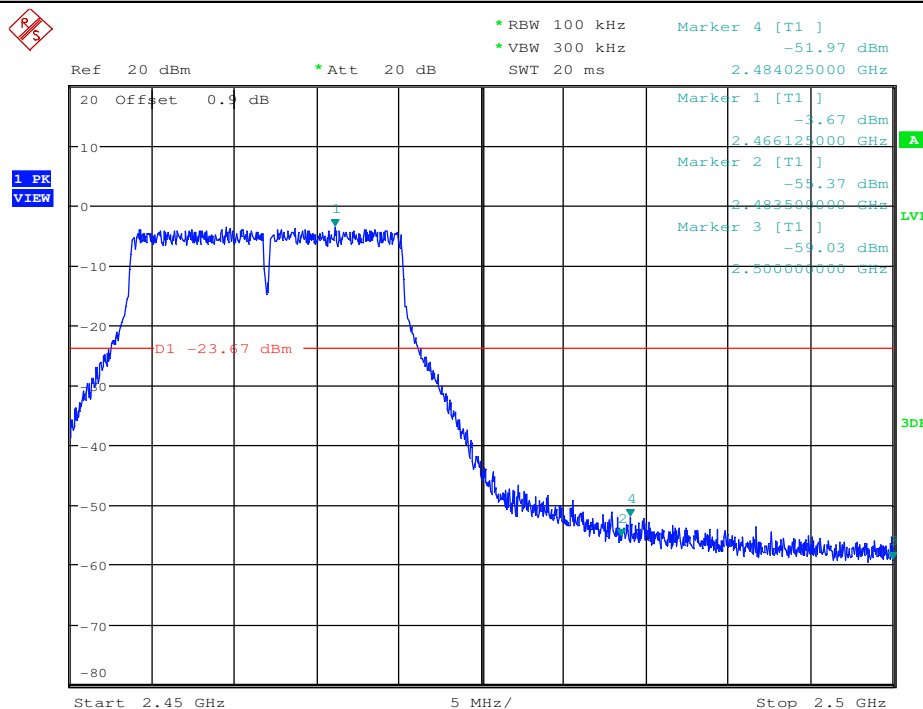
### Band-edge for RF Conducted Emissions\_11B\_2462\_Ant1

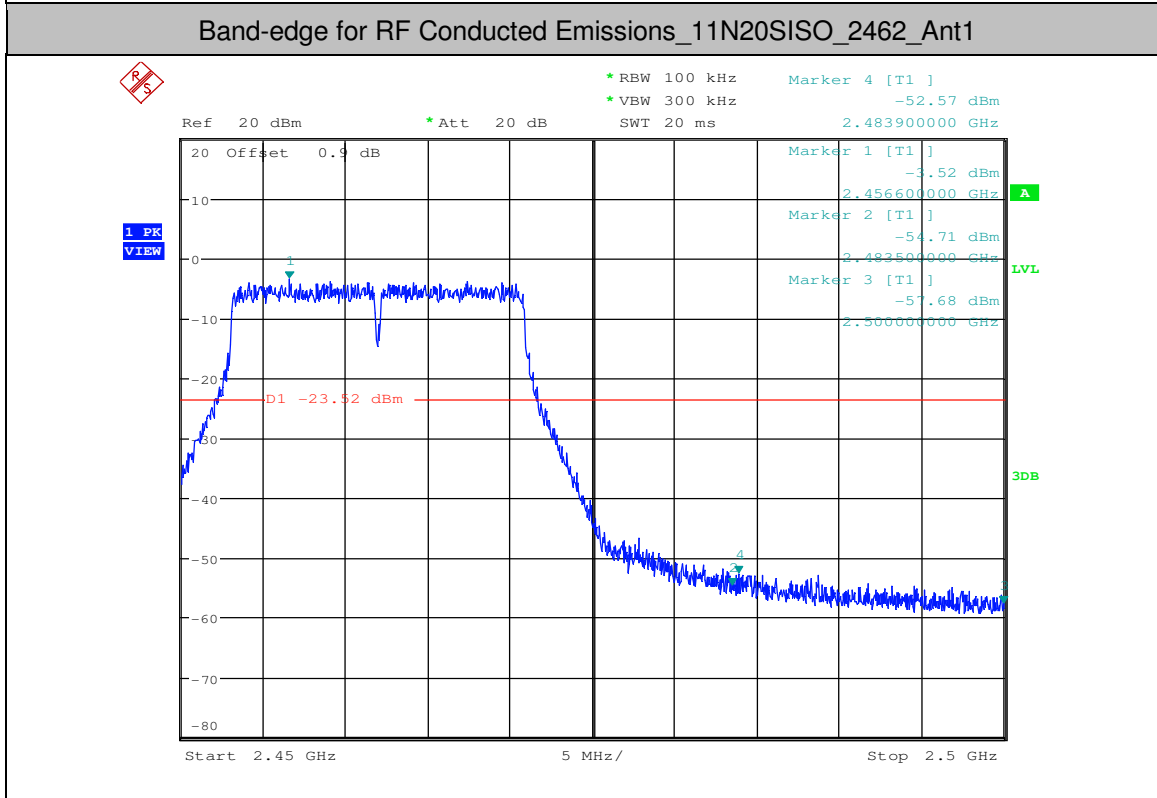
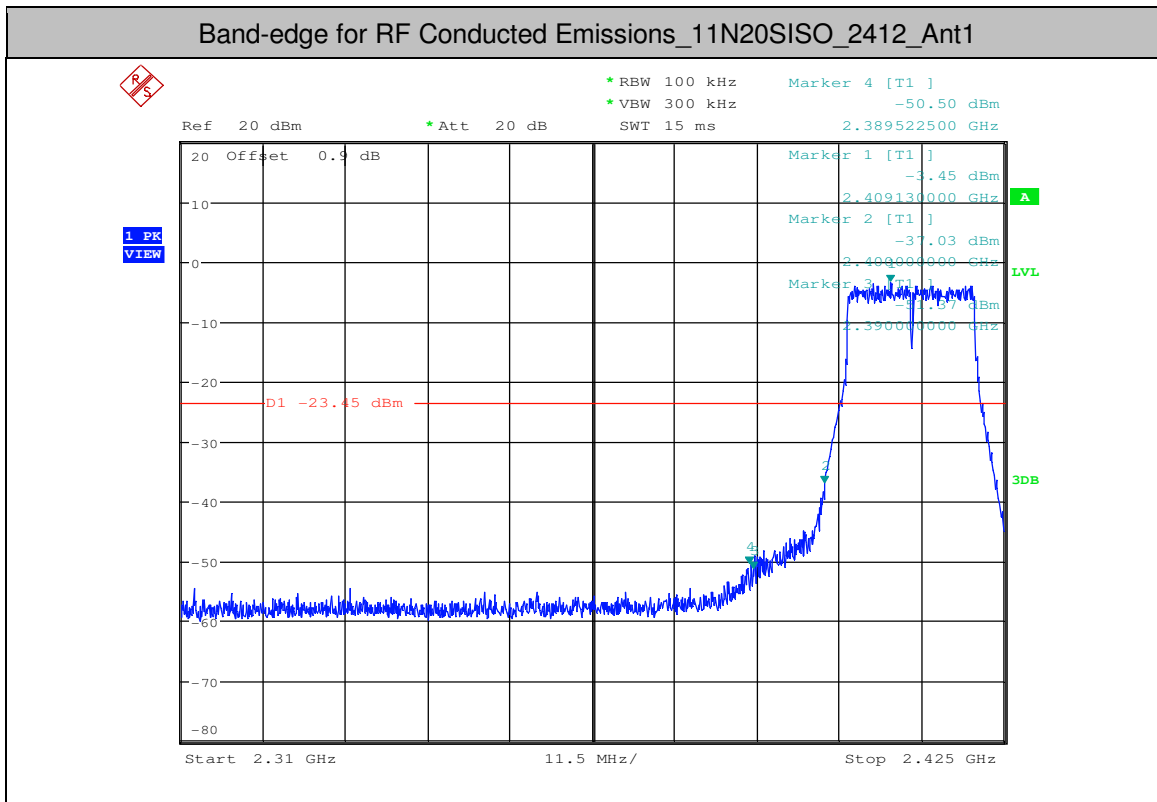


### Band-edge for RF Conducted Emissions\_11G\_2412\_Ant1

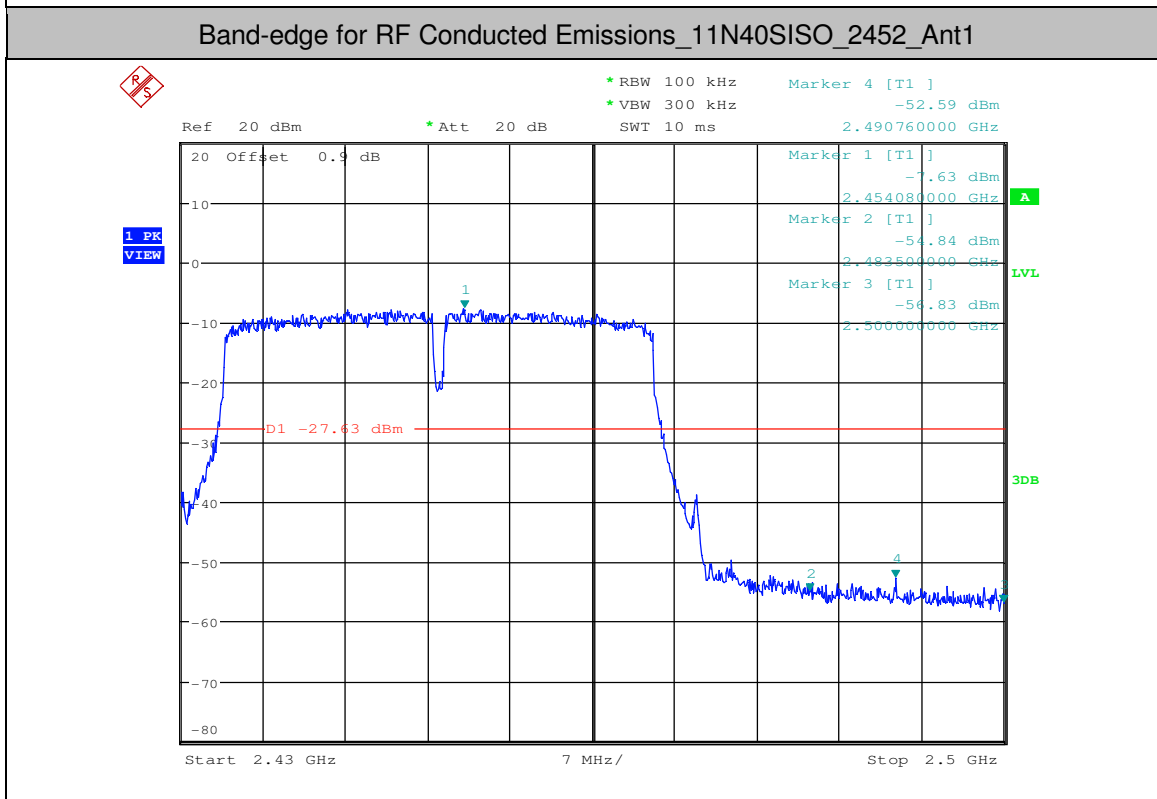
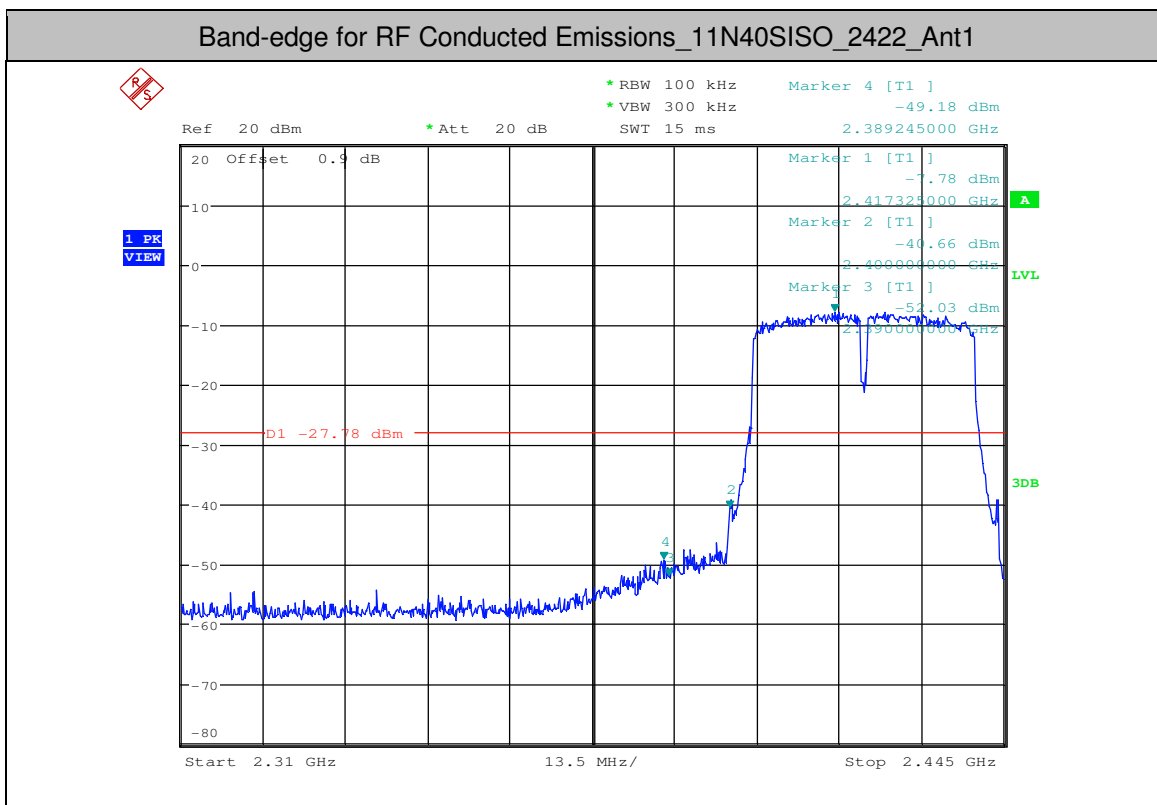


### Band-edge for RF Conducted Emissions\_11G\_2462\_Ant1









### 5.RF Conducted Spurious Emissions

Test Mode	Test Channel	StartFre [MHz]	StopFre [MHz]	RBW [kHz]	VBW [kHz]	Pref[dBm]	Max. Level [dBm]	Limit [dBm]	Verdict
11B	2412	30	10000	100	300	2.99	-37.880	<-17.01	PASS
11B	2412	10000	25000	100	300	2.99	-55.630	<-17.01	PASS
11B	2437	30	10000	100	300	2.94	-38.290	<-17.06	PASS
11B	2437	10000	25000	100	300	2.94	-55.630	<-17.06	PASS
11B	2462	30	10000	100	300	2.92	-38.470	<-17.08	PASS
11B	2462	10000	25000	100	300	2.92	-55.660	<-17.08	PASS
11G	2412	30	10000	100	300	-3.7	-51.440	<-23.7	PASS
11G	2412	10000	25000	100	300	-3.7	-56.160	<-23.7	PASS
11G	2437	30	10000	100	300	-3.44	-52.060	<-23.44	PASS
11G	2437	10000	25000	100	300	-3.44	-55.600	<-23.44	PASS
11G	2462	30	10000	100	300	-3.55	-49.650	<-23.55	PASS
11G	2462	10000	25000	100	300	-3.55	-55.960	<-23.55	PASS
11N20SISO	2412	30	10000	100	300	-3.47	-50.110	<-23.47	PASS
11N20SISO	2412	10000	25000	100	300	-3.47	-55.800	<-23.47	PASS
11N20SISO	2437	30	10000	100	300	-3.57	-51.860	<-23.57	PASS
11N20SISO	2437	10000	25000	100	300	-3.57	-55.370	<-23.57	PASS
11N20SISO	2462	30	10000	100	300	-3.47	-52.210	<-23.47	PASS
11N20SISO	2462	10000	25000	100	300	-3.47	-55.620	<-23.47	PASS
11N40SISO	2422	30	10000	100	300	-7.58	-53.110	<-	PASS



Unless otherwise agreed in writing, this document is issued by the Company subject to its General Conditions of Service printed overleaf, available on request or accessible at <http://www.sgs.com/en/Terms-and-Conditions.aspx> and, for electronic format documents, subject to Terms and Conditions for Electronic Documents at <http://www.sgs.com/en/Terms-and-Conditions/Terms-e-Documents.aspx>. Attention is drawn to the limitation of liability, indemnification and jurisdiction issues defined therein. Any holder of this document is advised that information contained hereon reflects the Company's findings at the time of its intervention only and within the limits of Client's instructions, if any. The Company's sole responsibility is to its Client and this document does not exonerate parties to a transaction from exercising all their rights and obligations under the transaction documents. This document cannot be reproduced except in full, without prior written approval of the Company. Any unauthorized alteration, forgery or falsification of the content or appearance of this document is unlawful and offenders may be prosecuted to the fullest extent of the law. Unless otherwise stated the results shown in this test report refer only to the sample(s) tested and such sample(s) are retained for 30 days only.

Attention: To check the authenticity of testing / inspection report & certificate, please contact us at telephone: (86-755) 83071443, or email: [CN.Doccheck@sgs.com](mailto:CN.Doccheck@sgs.com)

No.1 Workshop, M-10, Middle Section, Science & Technology Park, Shenzhen, China 518057 t (86-755) 26012053 f (86-755) 26710594 www.sgs.com.cn  
中国·深圳·科技园中区M-10栋一号厂房 邮编: 518057 t (86-755) 26012053 f (86-755) 26710594 sgs.china@sgs.com

								27.58	
11N40SISO	2422	10000	25000	100	300	-7.58	-55.440	<- 27.58	PASS
11N40SISO	2437	30	10000	100	300	-7.64	-53.280	<- 27.64	PASS
11N40SISO	2437	10000	25000	100	300	-7.64	-55.690	<- 27.64	PASS
11N40SISO	2452	30	10000	100	300	-7.48	-55.490	<- 27.48	PASS
11N40SISO	2452	10000	25000	100	300	-7.48	-55.860	<- 27.48	PASS

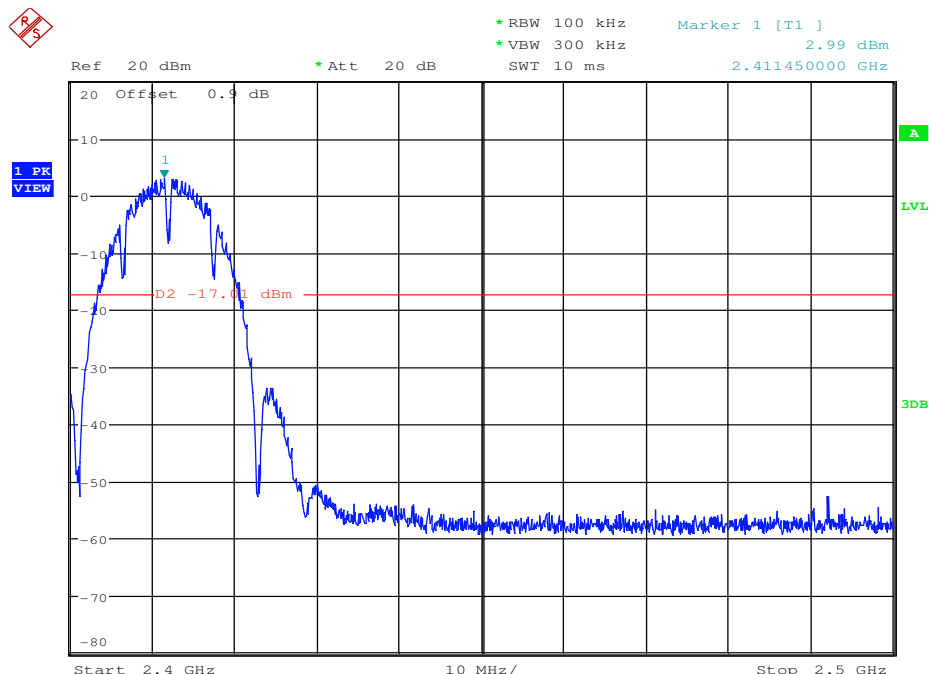


Unless otherwise agreed in writing, this document is issued by the Company subject to its General Conditions of Service printed overleaf, available on request or accessible at <http://www.sgs.com/en/Terms-and-Conditions.aspx> and, for electronic format documents, subject to Terms and Conditions for Electronic Documents at <http://www.sgs.com/en/Terms-and-Conditions/Terms-e-Documents.aspx>. Attention is drawn to the limitation of liability, indemnification and jurisdiction issues defined therein. Any holder of this document is advised that information contained hereon reflects the Company's findings at the time of its intervention only and within the limits of Client's instructions, if any. The Company's sole responsibility is to its Client and this document does not exonerate parties to a transaction from exercising all their rights and obligations under the transaction documents. This document cannot be reproduced except in full, without prior written approval of the Company. Any unauthorized alteration, forgery or falsification of the content or appearance of this document is unlawful and offenders may be prosecuted to the fullest extent of the law. Unless otherwise stated the results shown in this test report refer only to the sample(s) tested and such sample(s) are retained for 30 days only.

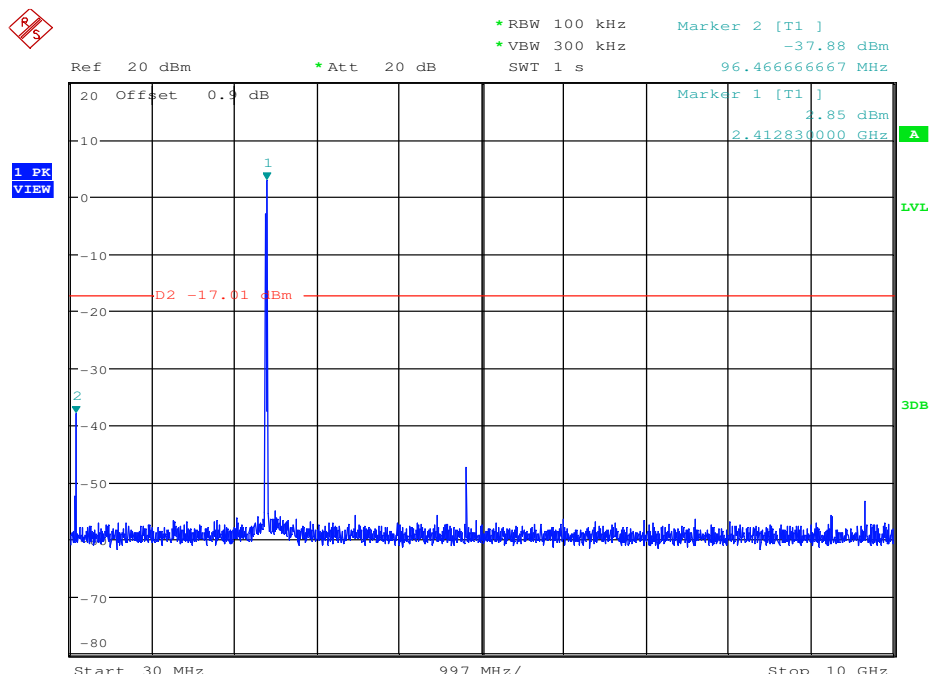
Attention: To check the authenticity of testing / inspection report & certificate, please contact us at telephone: (86-755) 8307 1443, or email: [CN.Doccheck@sgs.com](mailto:CN.Doccheck@sgs.com)

### RF Conducted Spurious Emissions\_11B\_2412\_Ant1

Pref



CSE\_1

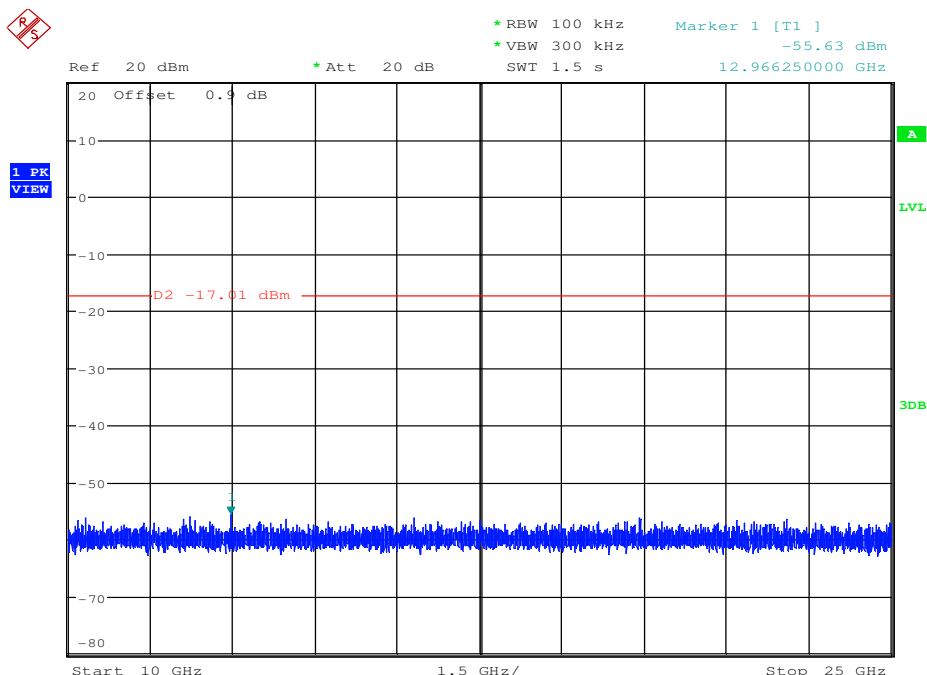


Unless otherwise agreed in writing, this document is issued by the Company subject to its General Conditions of Service printed overleaf, available on request or accessible at <http://www.sgs.com/en/Terms-and-Conditions.aspx> and, for electronic format documents, subject to Terms and Conditions for Electronic Documents at <http://www.sgs.com/en/Terms-and-Conditions/Terms-e-Documents.aspx>. Attention is drawn to the limitation of liability, indemnification and jurisdiction issues defined therein. Any holder of this document is advised that information contained hereon reflects the Company's findings at the time of its intervention only and within the limits of Client's instructions, if any. The Company's sole responsibility is to its Client and this document does not exonerate parties to a transaction from exercising all their rights and obligations under the transaction documents. This document cannot be reproduced except in full, without prior written approval of the Company. Any unauthorized alteration, forgery or falsification of the content or appearance of this document is unlawful and offenders may be prosecuted to the fullest extent of the law. Unless otherwise stated the results shown in this test report refer only to the sample(s) tested and such sample(s) are retained for 30 days only.

Attention: To check the authenticity of testing /inspection report & certificate, please contact us at telephone: (86-755) 83071443, or email: [CN.Doccheck@sgs.com](mailto:CN.Doccheck@sgs.com)

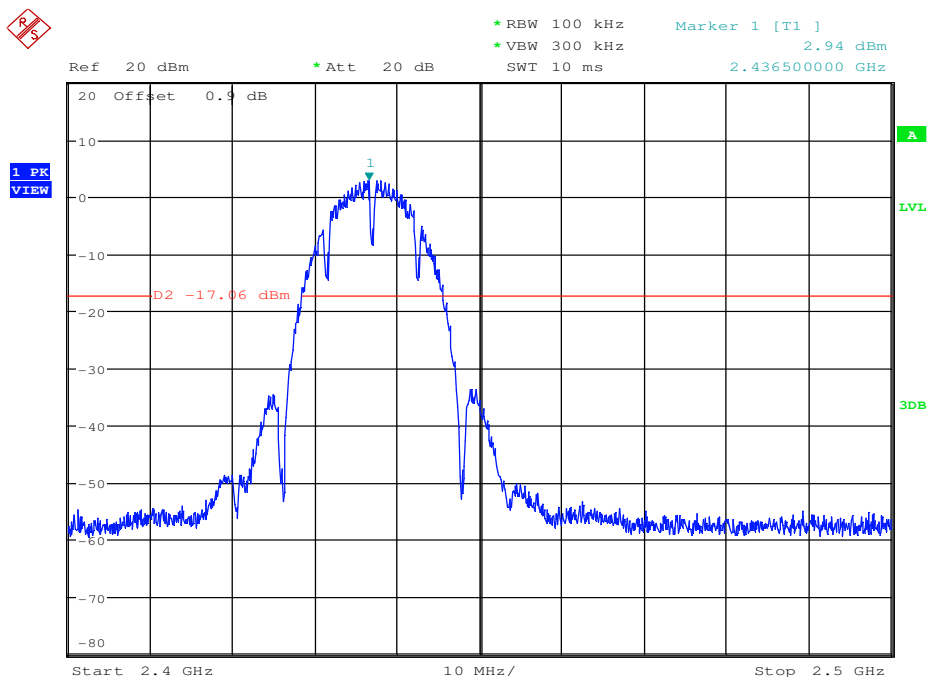


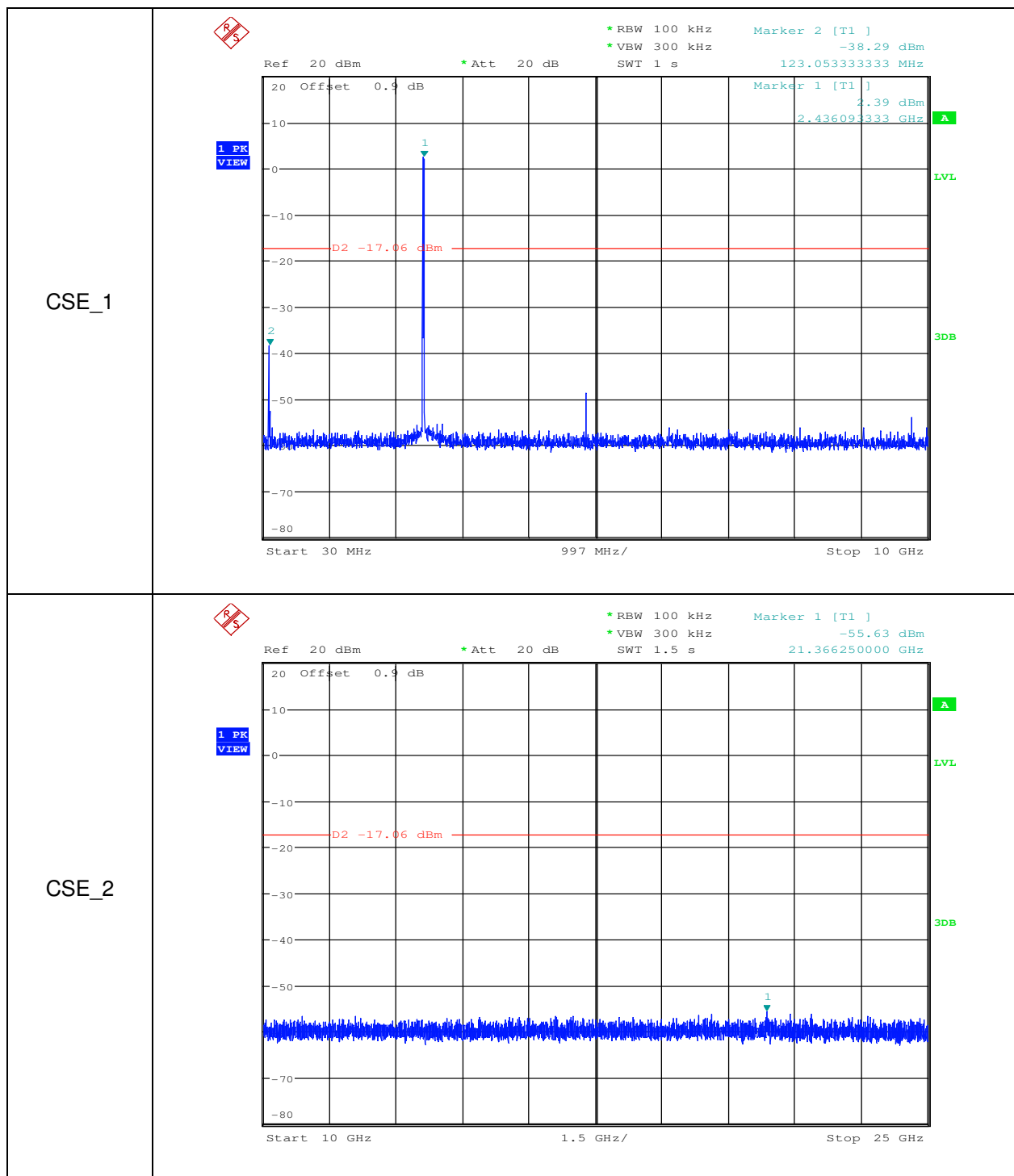
CSE\_2



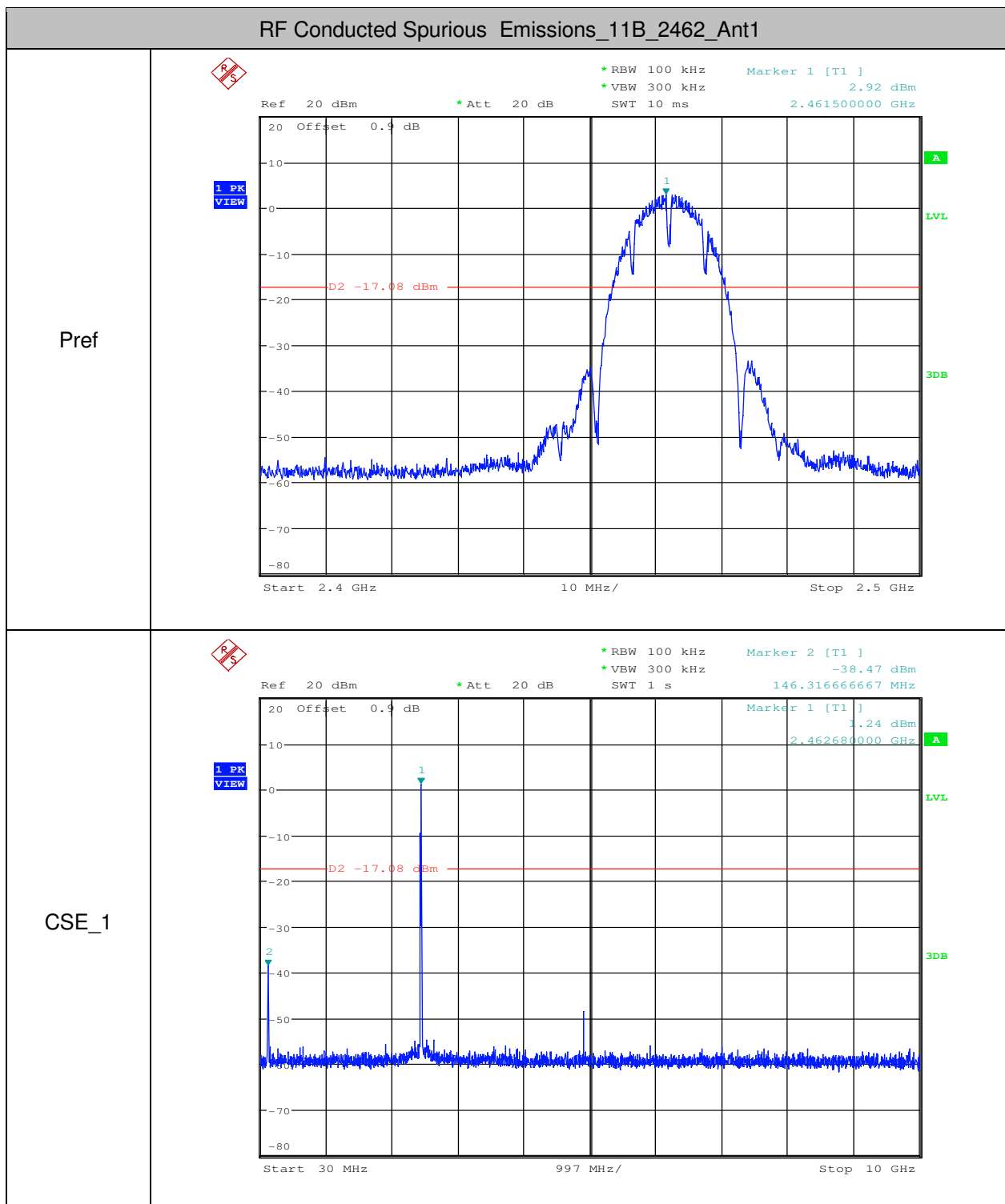
### RF Conducted Spurious Emissions\_11B\_2437\_Ant1

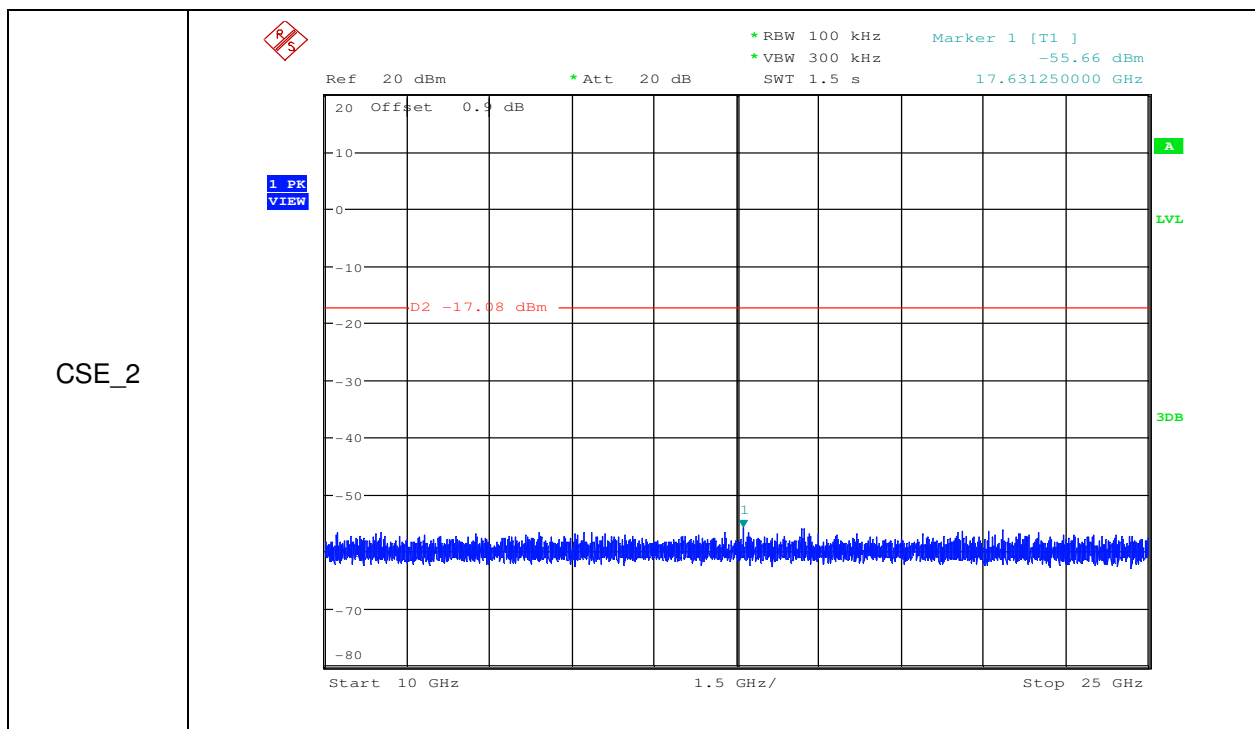
Pref



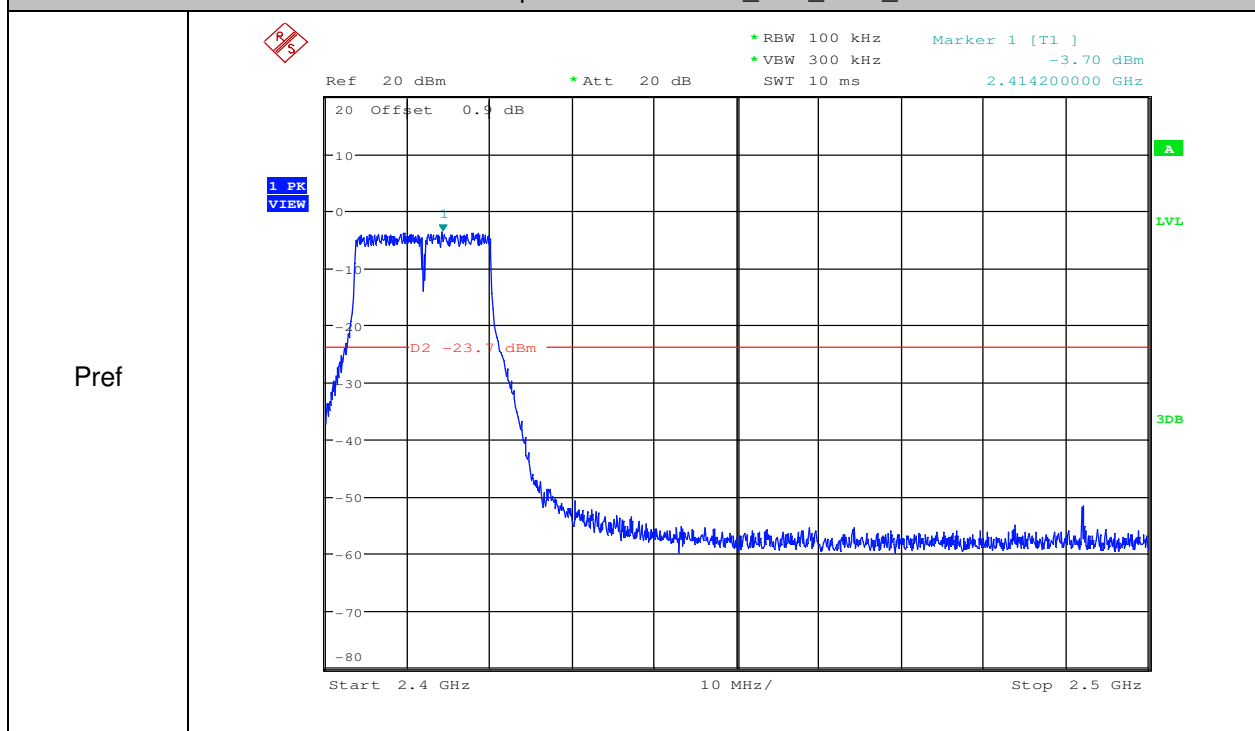


## RF Conducted Spurious Emissions 11B 2462 Ant1

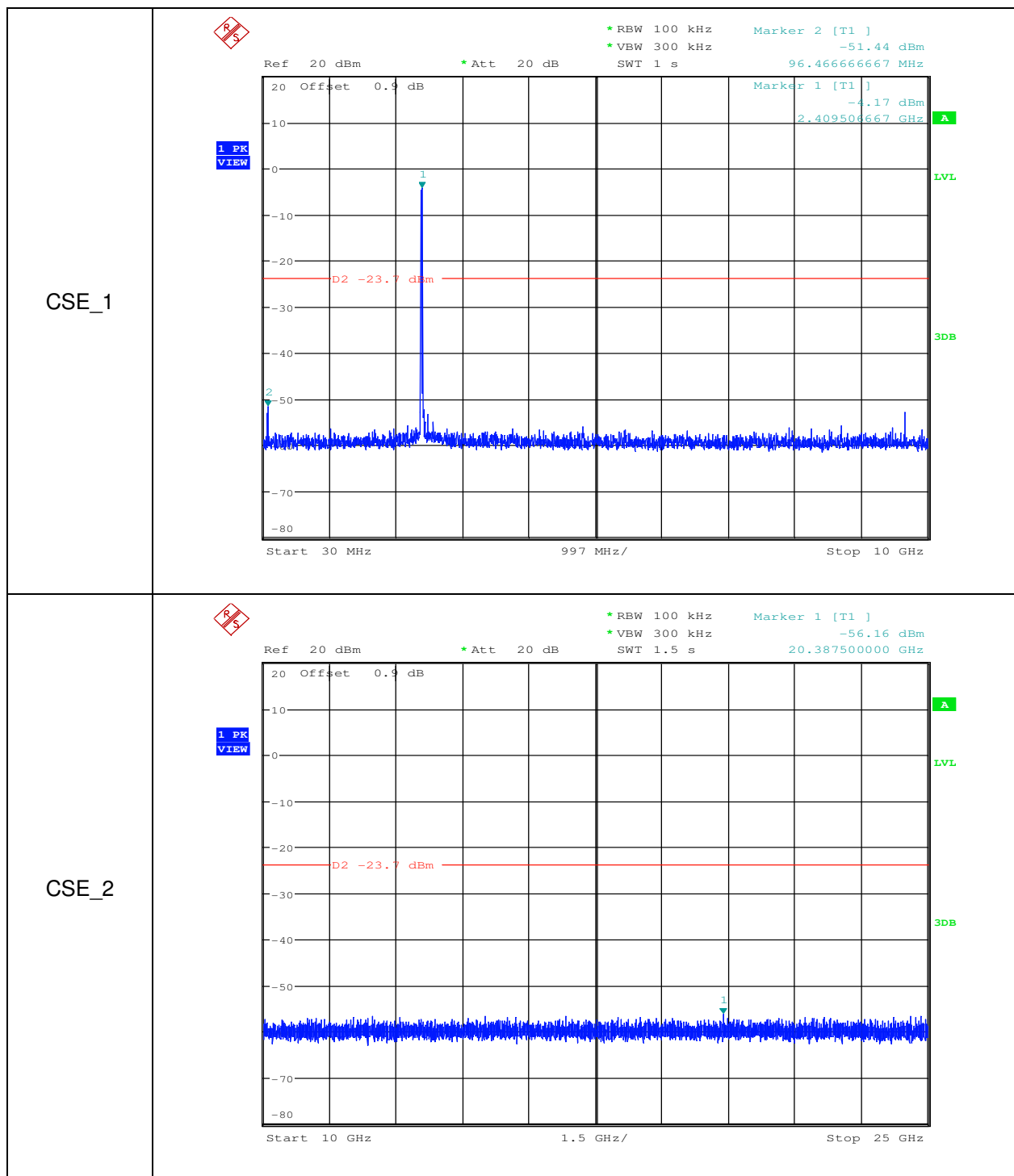




### RF Conducted Spurious Emissions\_11G\_2412\_Ant1

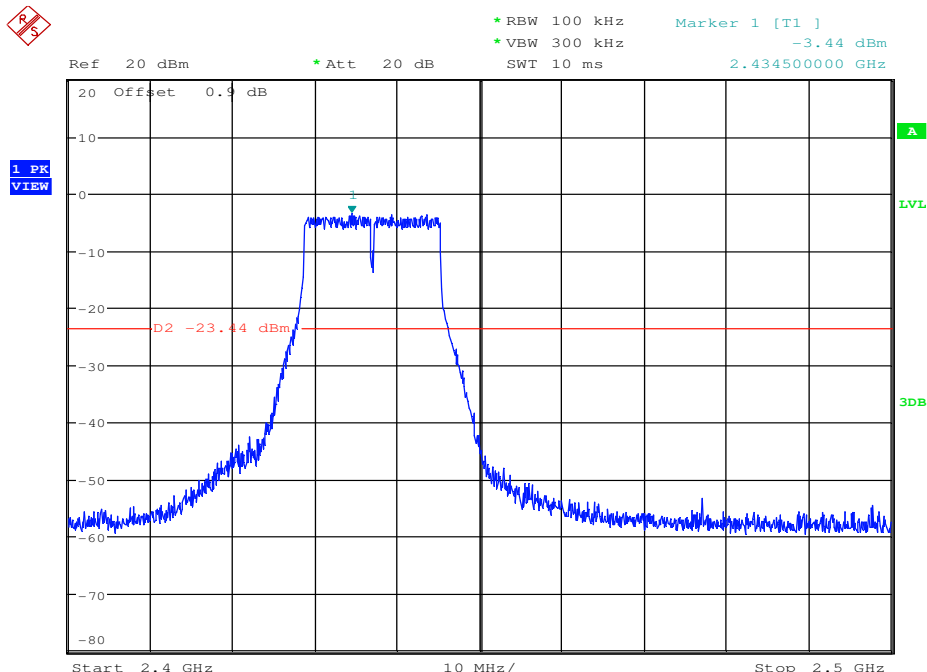




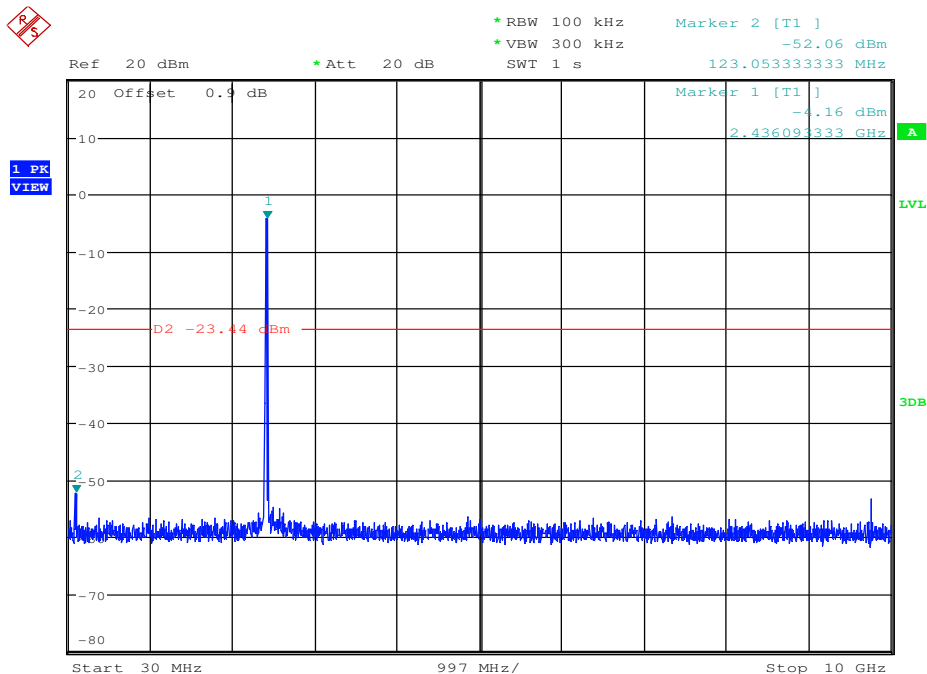


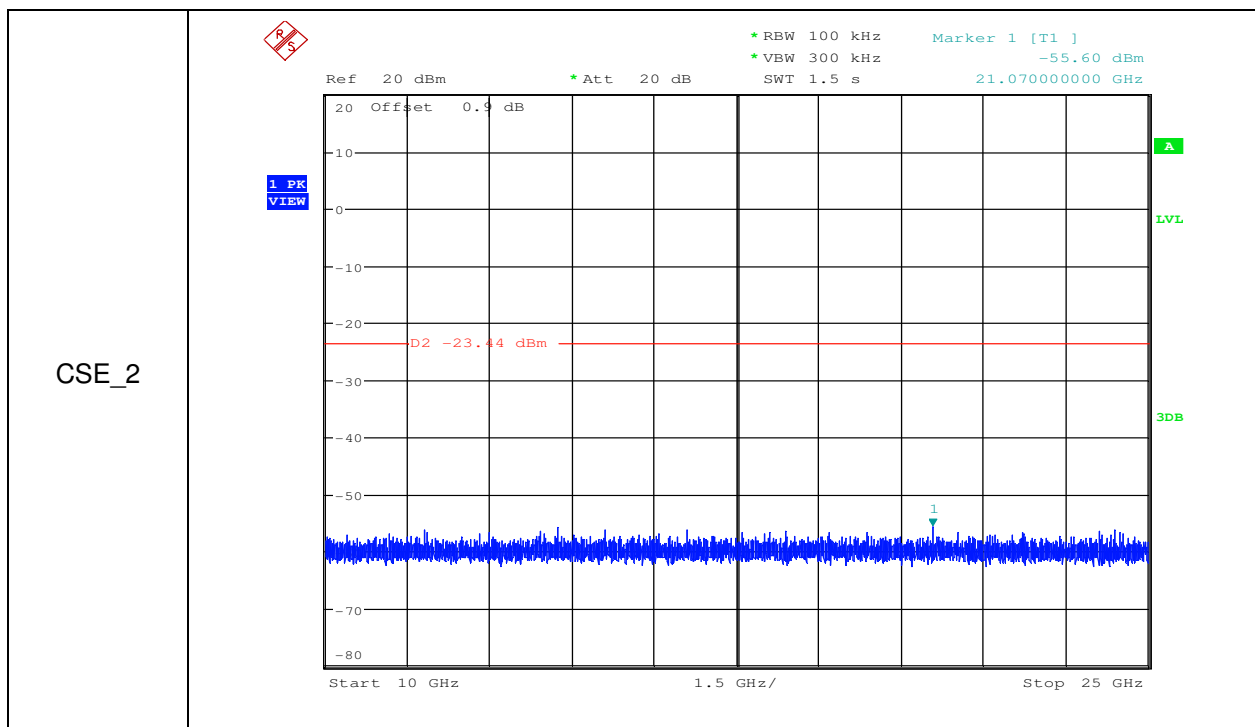
### RF Conducted Spurious Emissions\_11G\_2437\_Ant1

Pref

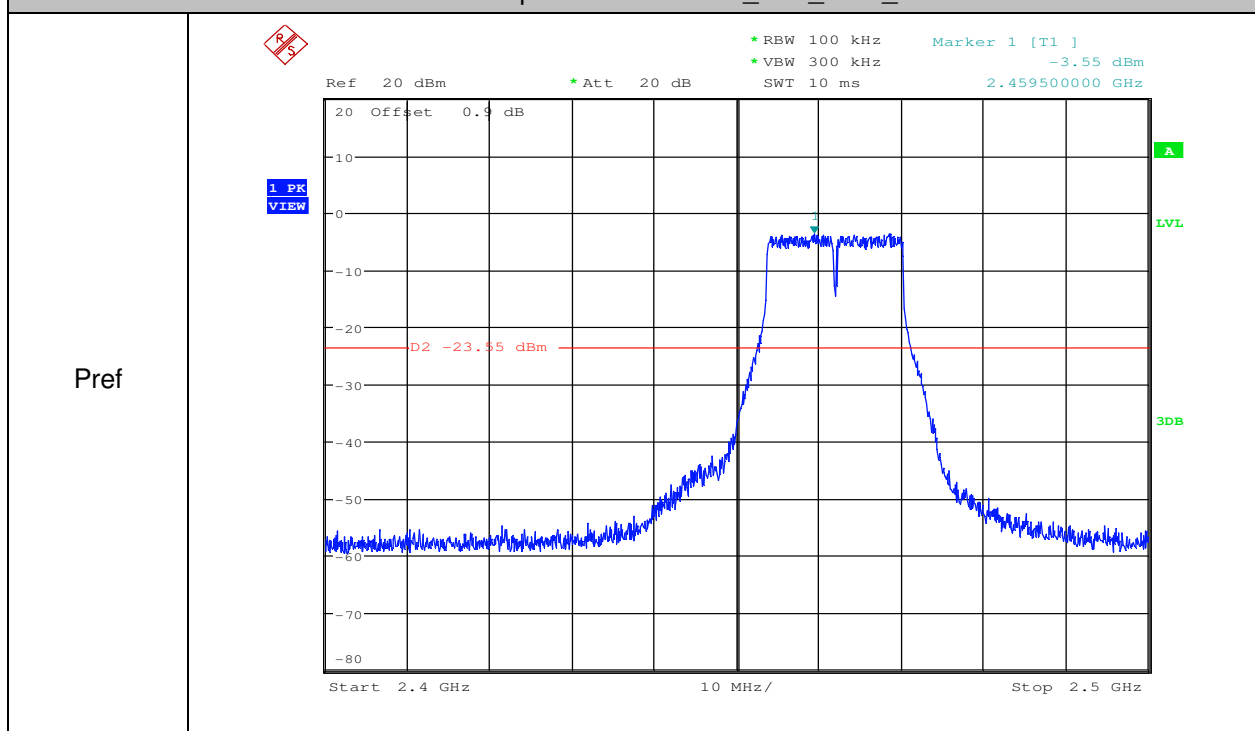


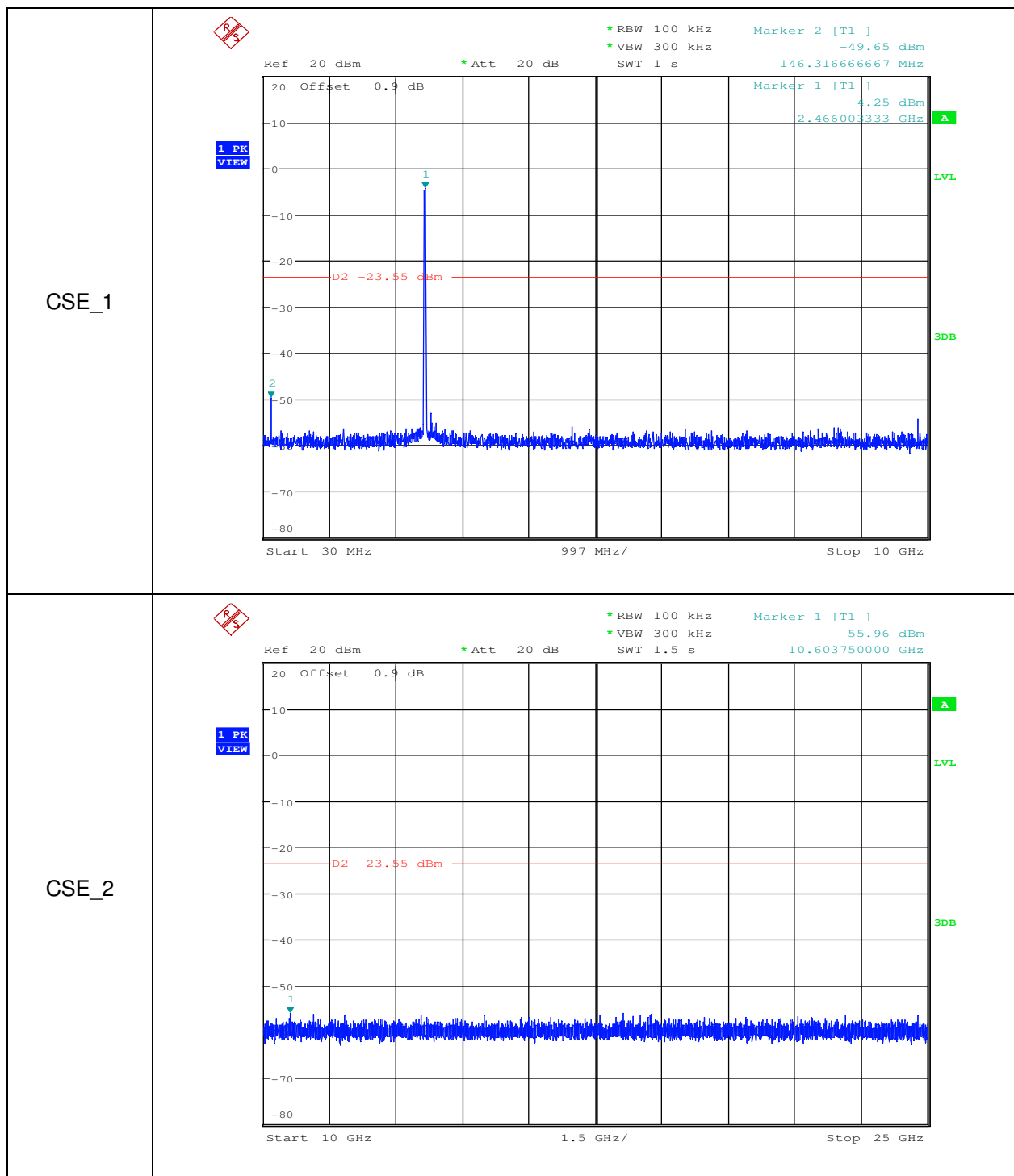
CSE\_1





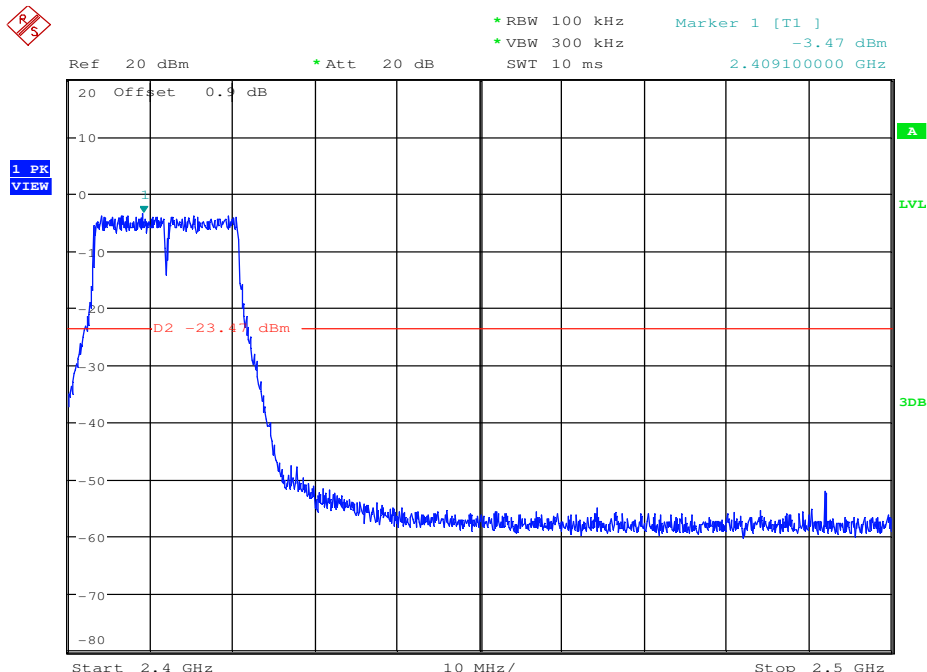
### RF Conducted Spurious Emissions\_11G\_2462\_Ant1



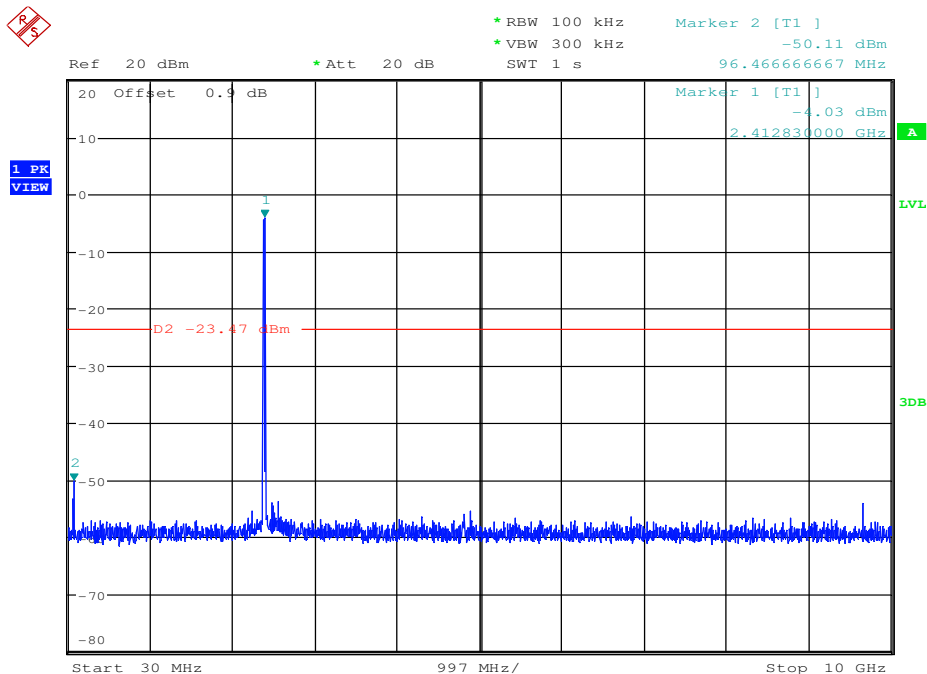


### RF Conducted Spurious Emissions\_11N20SISO\_2412\_Ant1

Pref



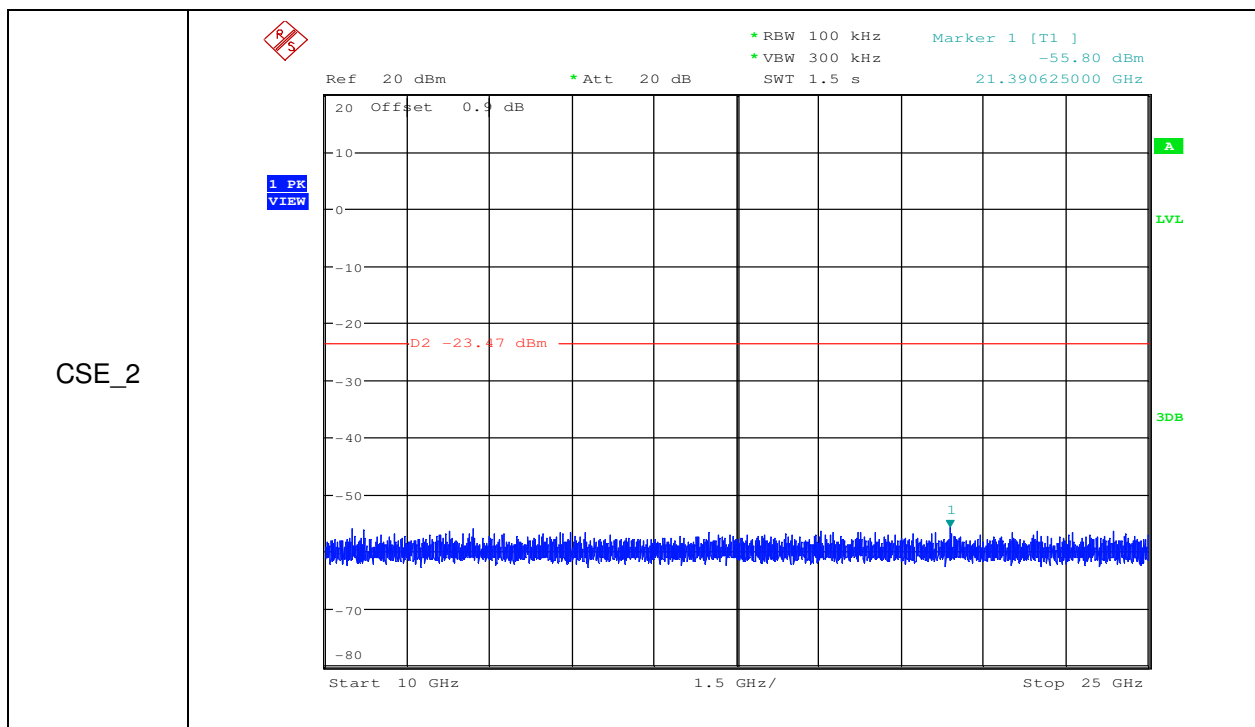
CSE\_1



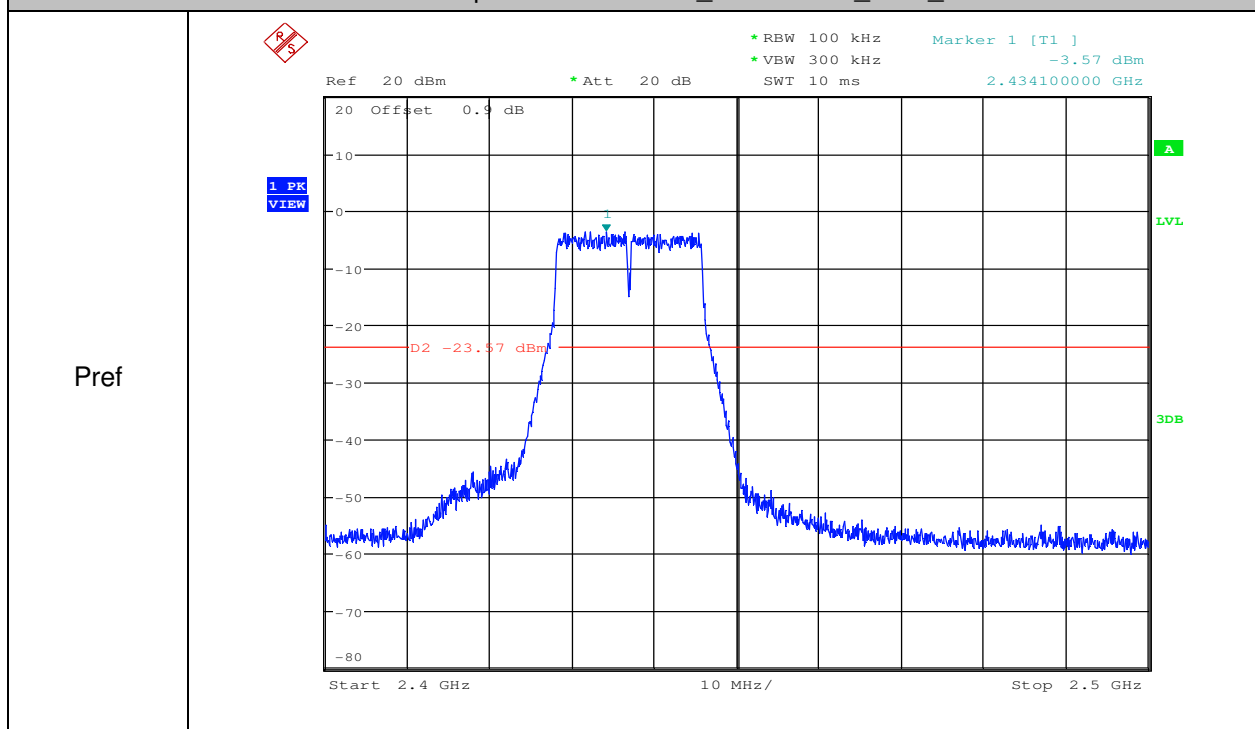
Unless otherwise agreed in writing, this document is issued by the Company subject to its General Conditions of Service printed overleaf, available on request or accessible at <http://www.sgs.com/en/Terms-and-Conditions.aspx> and, for electronic format documents, subject to Terms and Conditions for Electronic Documents at <http://www.sgs.com/en/Terms-and-Conditions/Terms-e-Documents.aspx>. Attention is drawn to the limitation of liability, indemnification and jurisdiction issues defined therein. Any holder of this document is advised that information contained hereon reflects the Company's findings at the time of its intervention only and within the limits of Client's instructions, if any. The Company's sole responsibility is to its Client and this document does not exonerate parties to a transaction from exercising all their rights and obligations under the transaction documents. This document cannot be reproduced except in full, without prior written approval of the Company. Any unauthorized alteration, forgery or falsification of the content or appearance of this document is unlawful and offenders may be prosecuted to the fullest extent of the law. Unless otherwise stated the results shown in this test report refer only to the sample(s) tested and such sample(s) are retained for 30 days only.

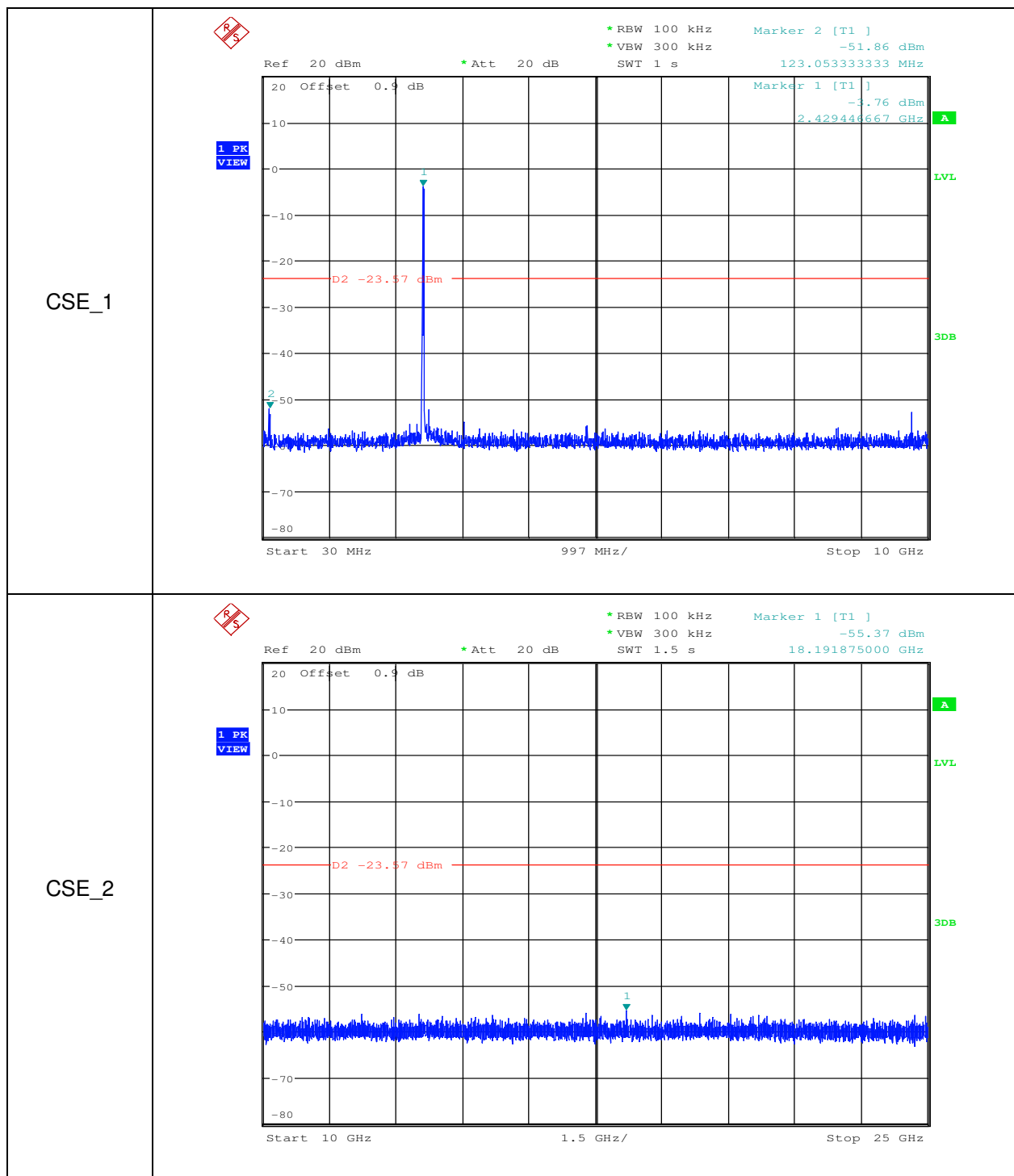
Attention: To check the authenticity of testing / inspection report and certificate, please contact us at telephone: (86-755) 8307 1443, or email: [CN.Doccheck@sgs.com](mailto:CN.Doccheck@sgs.com)





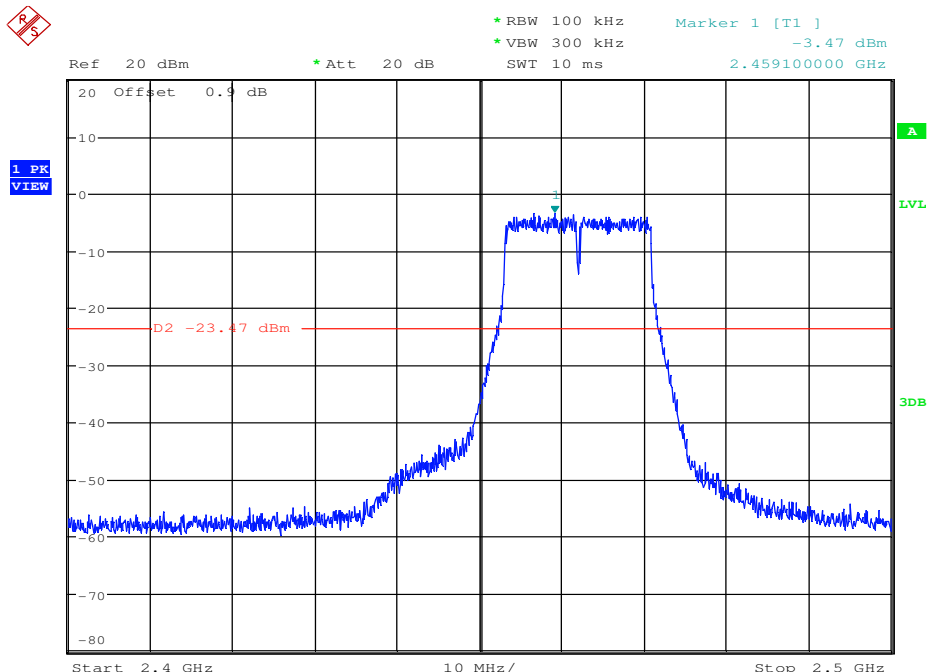
### RF Conducted Spurious Emissions\_11N20SISO\_2437\_Ant1



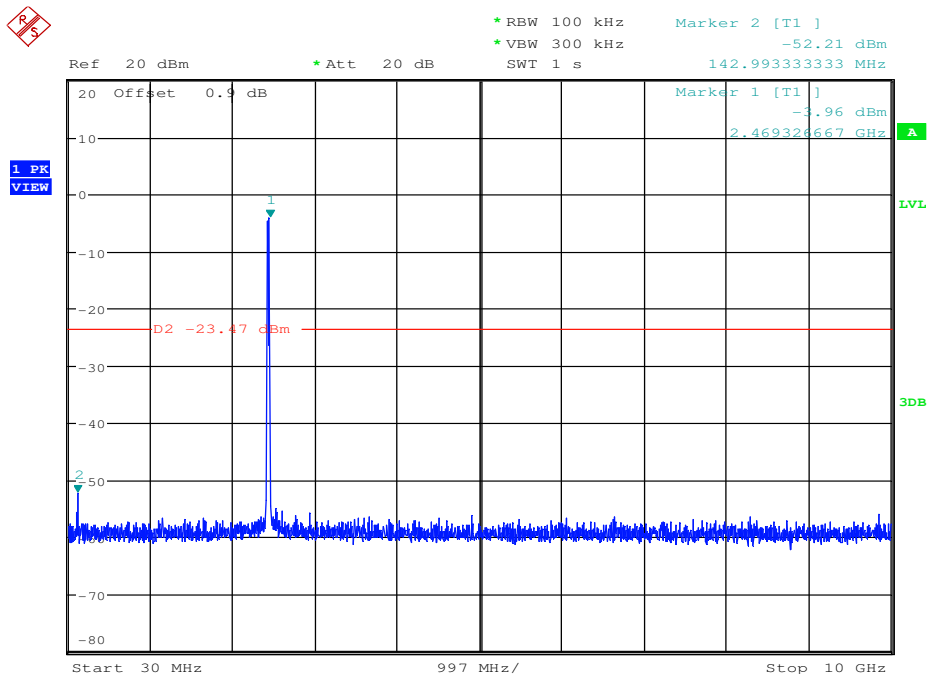


### RF Conducted Spurious Emissions\_11N20SISO\_2462\_Ant1

Pref

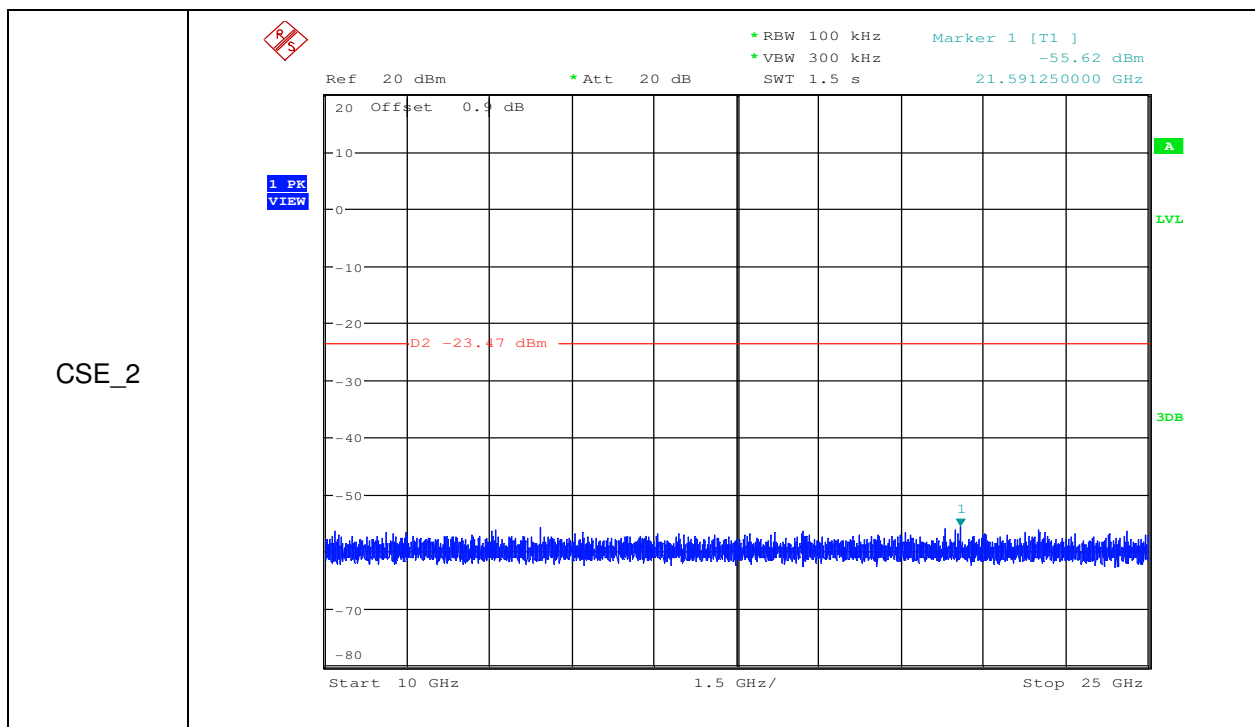


CSE\_1

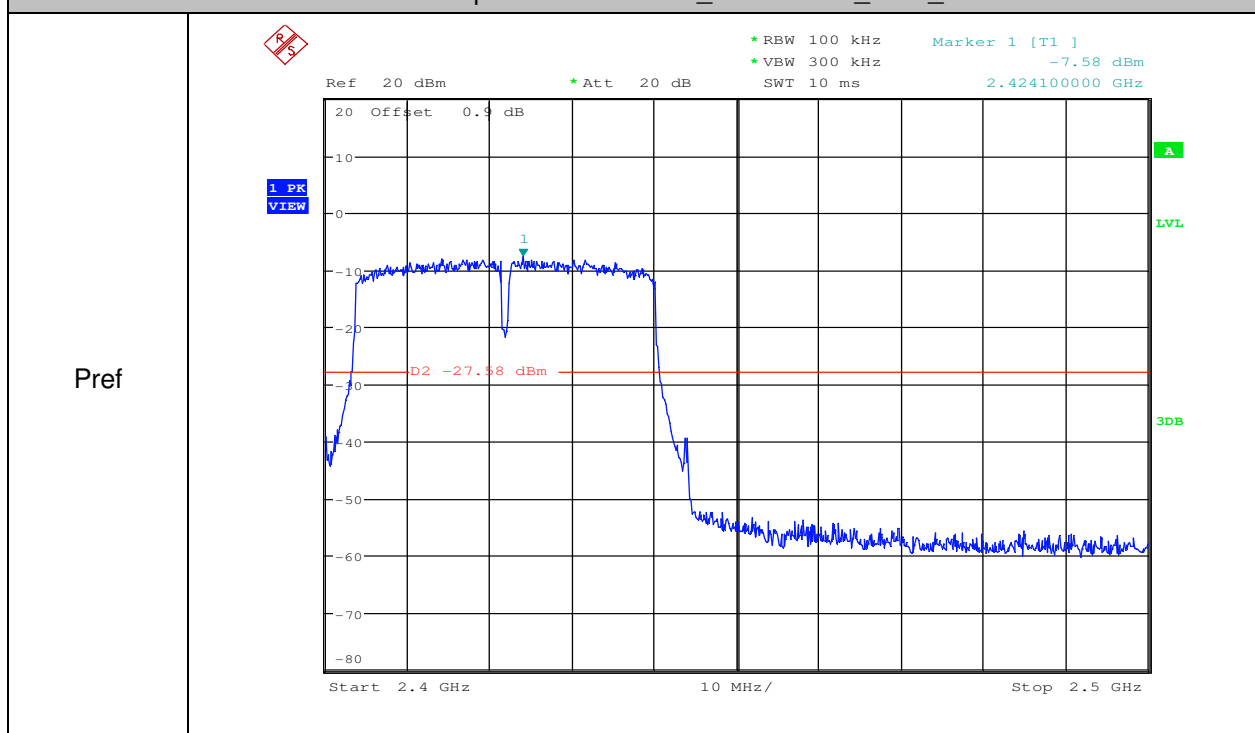


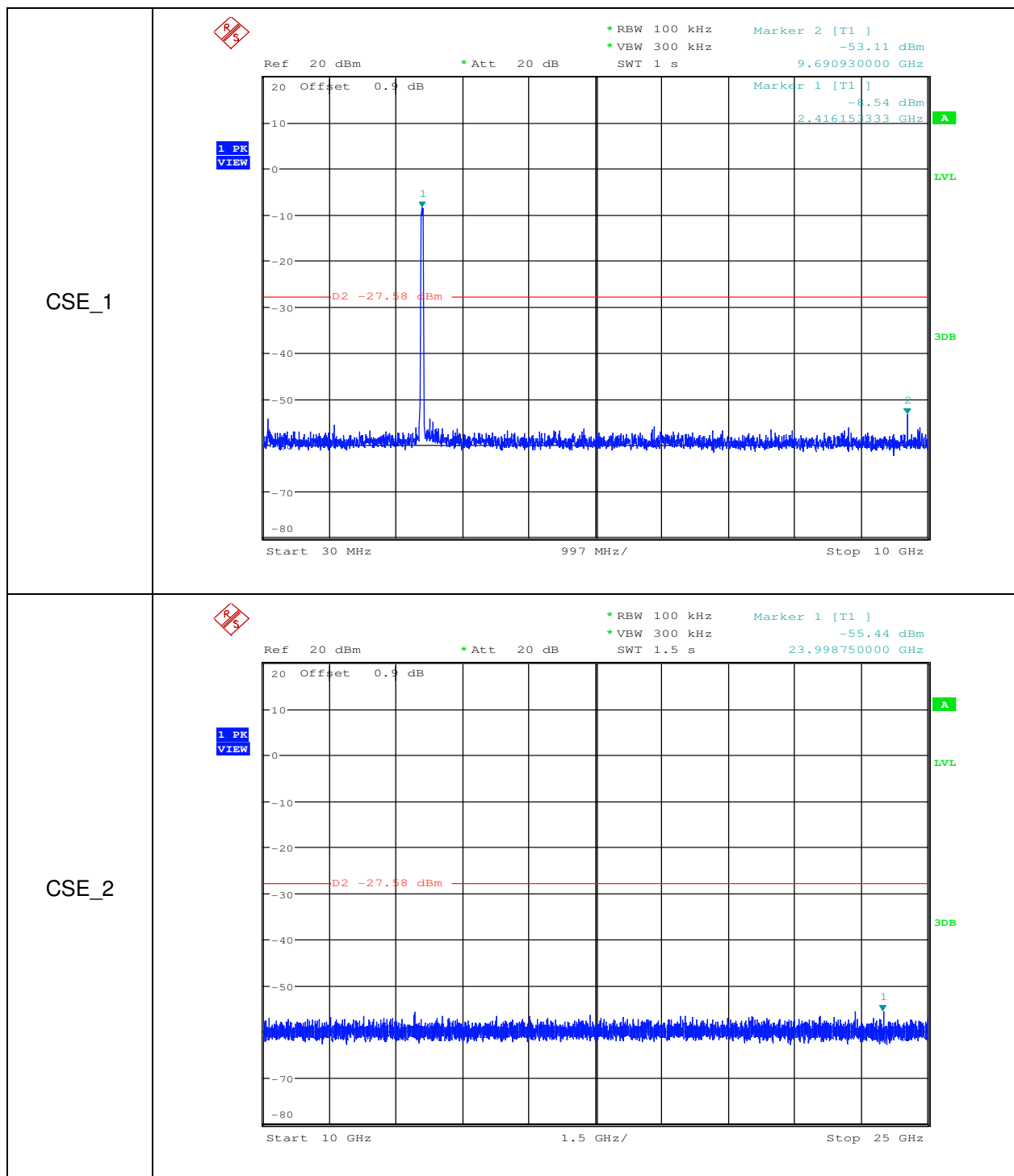
Unless otherwise agreed in writing, this document is issued by the Company subject to its General Conditions of Service printed overleaf, available on request or accessible at <http://www.sgs.com/en/Terms-and-Conditions.aspx> and, for electronic format documents, subject to Terms and Conditions for Electronic Documents at <http://www.sgs.com/en/Terms-and-Conditions/Terms-e-Documents.aspx>. Attention is drawn to the limitation of liability, indemnification and jurisdiction issues defined therein. Any holder of this document is advised that information contained hereon reflects the Company's findings at the time of its intervention only and within the limits of Client's instructions, if any. The Company's sole responsibility is to its Client and this document does not exonerate parties to a transaction from exercising all their rights and obligations under the transaction documents. This document cannot be reproduced except in full, without prior written approval of the Company. Any unauthorized alteration, forgery or falsification of the content or appearance of this document is unlawful and offenders may be prosecuted to the fullest extent of the law. Unless otherwise stated the results shown in this test report refer only to the sample(s) tested and such sample(s) are retained for 30 days only.

Attention: To check the authenticity of testing / inspection report and certificate, please contact us at telephone: (86-755) 8307 1443, or email: [CN.Doccheck@sgs.com](mailto:CN.Doccheck@sgs.com)



### RF Conducted Spurious Emissions\_11N40SISO\_2422\_Ant1

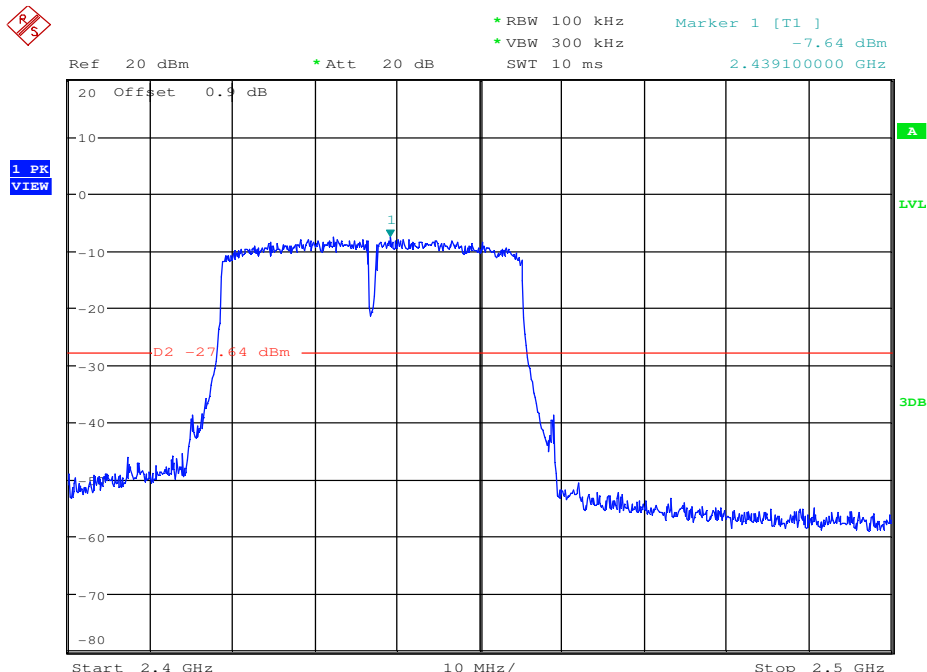




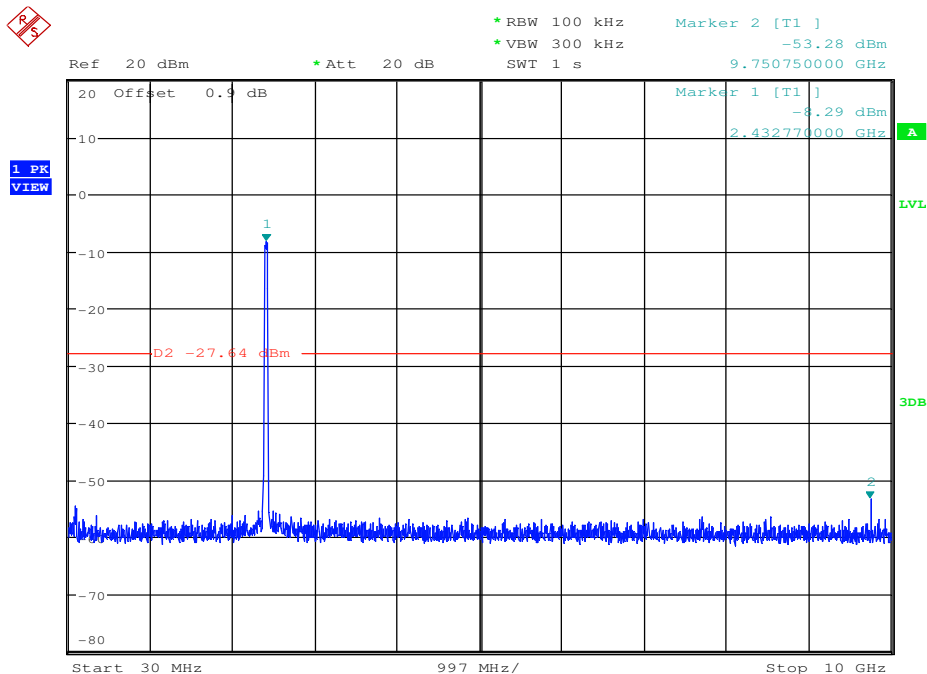


### RF Conducted Spurious Emissions\_11N40SISO\_2437\_Ant1

Pref

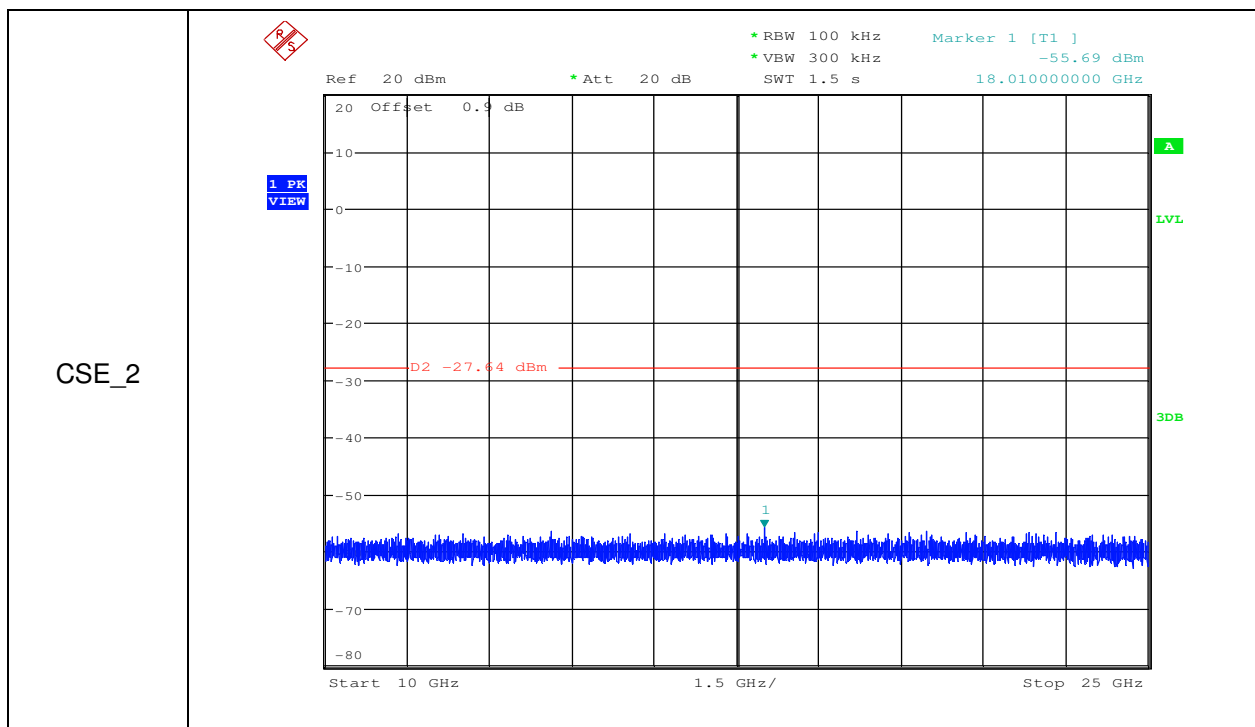


CSE\_1

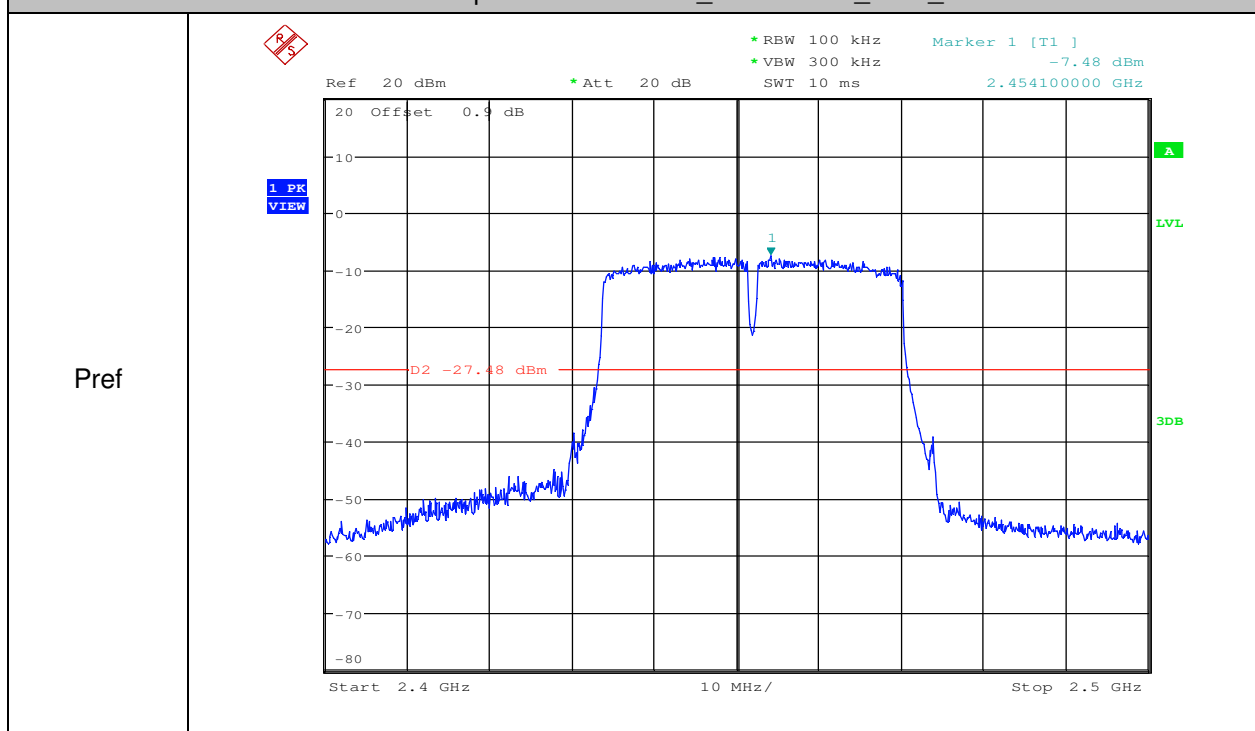


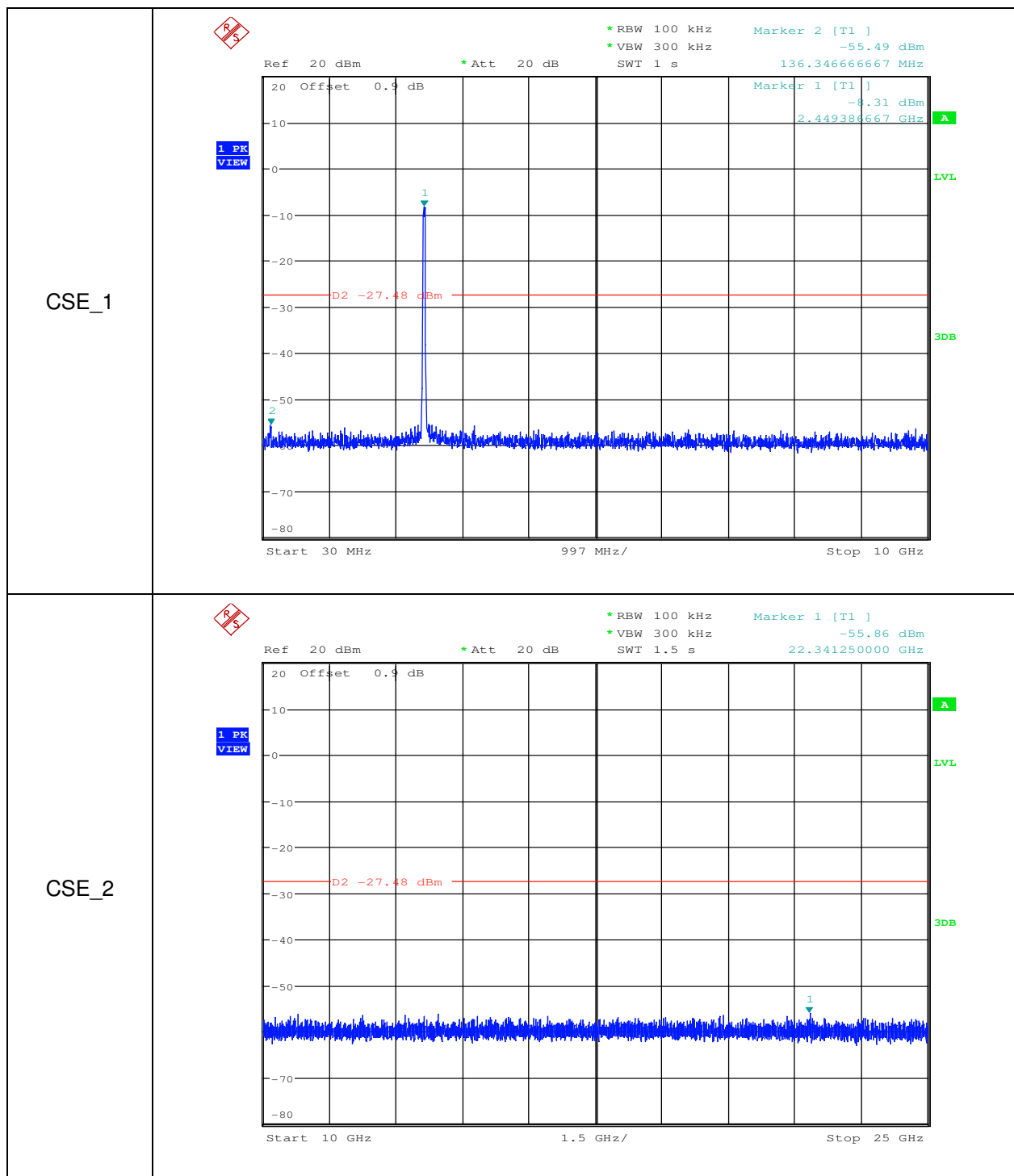
Unless otherwise agreed in writing, this document is issued by the Company subject to its General Conditions of Service printed overleaf, available on request or accessible at <http://www.sgs.com/en/Terms-and-Conditions.aspx> and, for electronic format documents, subject to Terms and Conditions for Electronic Documents at <http://www.sgs.com/en/Terms-and-Conditions/Terms-e-Documents.aspx>. Attention is drawn to the limitation of liability, indemnification and jurisdiction issues defined therein. Any holder of this document is advised that information contained hereon reflects the Company's findings at the time of its intervention only and within the limits of Client's instructions, if any. The Company's sole responsibility is to its Client and this document does not exonerate parties to a transaction from exercising all their rights and obligations under the transaction documents. This document cannot be reproduced except in full, without prior written approval of the Company. Any unauthorized alteration, forgery or falsification of the content or appearance of this document is unlawful and offenders may be prosecuted to the fullest extent of the law. Unless otherwise stated the results shown in this test report refer only to the sample(s) tested and such sample(s) are retained for 30 days only.

Attention: To check the authenticity of testing /inspection report & certificate, please contact us at telephone: (86-755) 8307 1443, or email: [CN.Doccheck@sgs.com](mailto:CN.Doccheck@sgs.com)



### RF Conducted Spurious Emissions\_11N40SISO\_2452\_Ant1





- End of the Report -