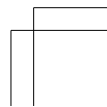
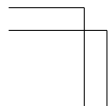


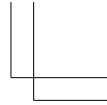
Quick Guide



x Issue draft EN

RM-1089
RM-1090





Keys and parts

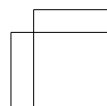
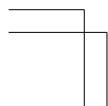
Important: For important info on the safe use of your device and battery, read "Safety" and "Product and safety info" at www.microsoft.com/mobile/support/ before you take your device into use. The same info is available in the in-device user guide. Select **i Lumia Help+Tips**.

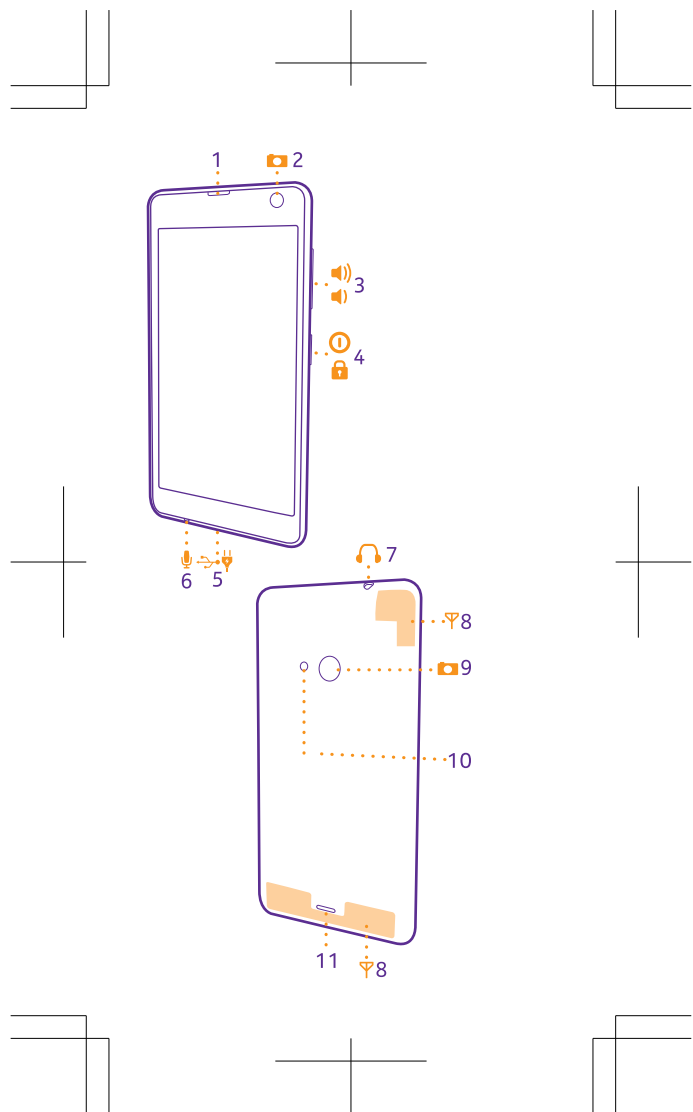
- 1 Earpiece
- 2 Front camera
- 3 Volume keys
- 4 Power/Lock key
- 5 Micro-USB connector
- 6 Microphone
- 7 Audio connector (3.5 mm)
- 8 Antenna area
- 9 Camera lens
- 10 Camera flash
- 11 Loudspeaker

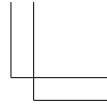
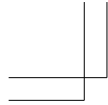


Some of the accessories mentioned in this user guide, such as charger, headset, or data cable, may be sold separately.

Avoid touching the antenna area while the antenna is in use. Contact with antennas affects the communication quality and may reduce battery life due to higher power level during operation.







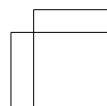
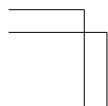
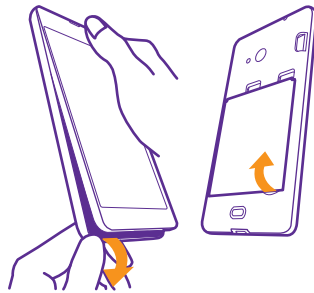
Get started

Before you start using your phone, remove the back cover and battery to insert the micro-SIM cards (also known as mini-UICC cards).

Remove the back cover and battery

Make sure the phone is switched off.

1. At the bottom corner of the phone, put your thumb in the seam between the screen frame and the back cover. Do not use any sharp tools, as they may damage the phone.
2. Bend the cover open, and remove it.
3. Lift the battery out.

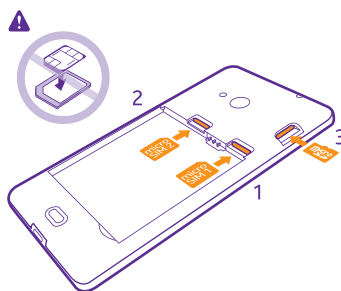


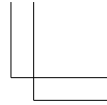
Insert the SIM and memory card

1. Slide the micro-SIM card into the SIM slot with the metal contact area down.
2. For RM-1090: If you have a second SIM card, push it into the SIM2 slot until it locks into place.
3. If you have a memory card, slide the card into the memory card slot.

It is recommended that you use a fast microSD card from a well-known manufacturer.

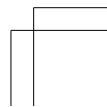
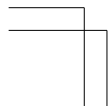
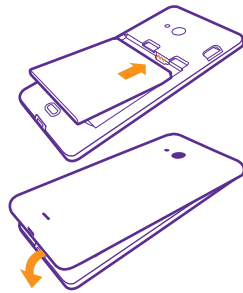
Use of incompatible SIM cards, or use of SIM card adapters, may damage the card or the device, and may corrupt data stored on the card.

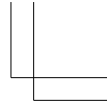
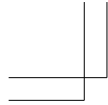




Replace the battery and back cover

1. Line up the battery contacts, and put the battery in.
2. Press the top edge of the back cover against the top edge of your phone, and snap the cover into place.
3. To switch your phone on, press and hold the power key.





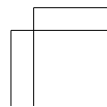
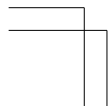
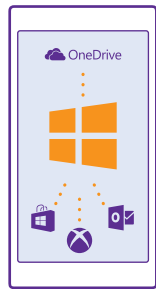
Set up your phone

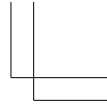
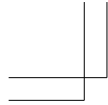
When you switch your phone on for the first time, your phone guides you to set up your network connections, phone settings, and Microsoft account.

1. Switch your phone on, and follow the instructions shown on your phone.
2. When asked, create your Microsoft account if you don't have one already, or sign in with your existing Xbox, Hotmail, or Outlook username and password.

You need a Microsoft account to back up and restore your phone, to buy, install, and update apps, and to access some Microsoft services, such as OneDrive.

To create a Microsoft account later, on the start screen, swipe down from the top of the screen, and tap **ALL SETTINGS > email+accounts > add an account > Microsoft account**.






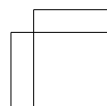
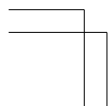
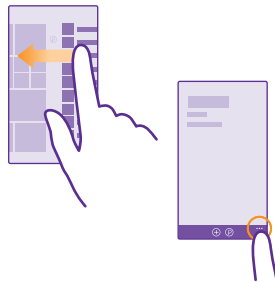
Explore your tiles and apps

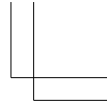
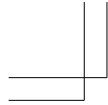
The start screen, the main view of your phone, consists of tiles, which are shortcuts to your apps, contacts, browser bookmarks, and more. Some tiles may show you notifications and updates. The apps menu is the home to all your apps.

To go to the apps menu from the start screen, swipe left. To go back, swipe right.

Tip: To go back to the start screen from any view, press .

To see more options, such as settings, in an app, tap  at the bottom right corner.





Navigate by touch

To use your phone, simply swipe left or right, tap, or tap and hold the screen.

Swipe

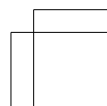
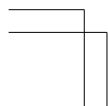
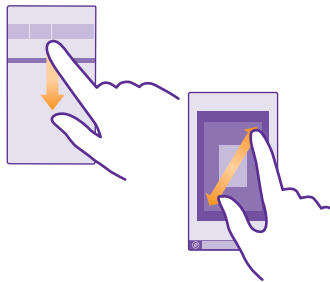
To, for example, open the action centre, place a finger at the top of the screen, and slide it down.

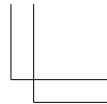
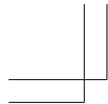
Zoom in or out

Place 2 fingers on an item, such as a photo or a web page, and slide your fingers apart or together.

Tap and hold to open a menu

Place your finger on an item, until the menu opens.



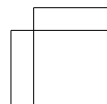
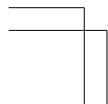
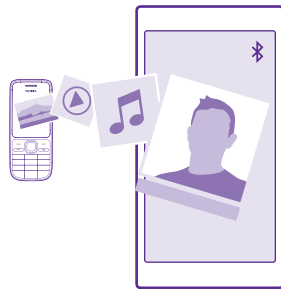


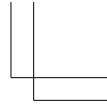
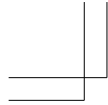
Transfer content from your old phone

You can transfer content from your old phone in several ways.

To transfer your contacts, text messages, pictures, and videos, use the Transfer my Data app. Your old phone must support Bluetooth. Not all phones may be compatible with the transfer.

To transfer other content, such as music, see the section for new Lumia users in the [Lumia Help + Tips](#) app, or go to www.microsoft.com/mobile/switch-easy.





Help and tips

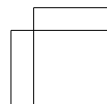
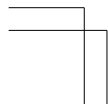
There's a user guide in your phone – it's always with you, available when needed. Check out videos, find answers to your questions, and get helpful tips. On the start screen, swipe left, and tap **i Lumia Help + Tips**. If you're new to Lumia, check out the section for new users. Make sure to keep the Lumia Help + Tips app up to date.

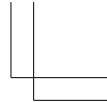
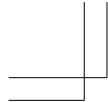
For the online user guide, even more info, and troubleshooting help, go to www.microsoft.com/mobile/support/.

If your phone doesn't respond

To restart the phone without losing your data and settings, press and hold the volume down key and power key at the same time for about 10 seconds. The phone vibrates and restarts.

You can also remove and replace the battery, and switch the phone on.





Product and safety info

For info on Microsoft Mobile Service terms and Privacy policy, go to www.microsoft.com/mobile/privacy.

This user guide applies to RM-1089 and RM-1090.

You can only use your device on the WCDMA 900, 2100; and GSM 850, 900, 1800, 1900 MHz networks.

Use your device only with an original BL-L4A rechargeable battery. Do not dispose batteries as household waste. Charge your device with AC-18 charger. Charger plug type may vary. Microsoft Mobile may make additional battery or charger models available for this device.

Third-party chargers that comply with the IEC/EN 62684 standard, and that can connect to your device micro USB connector, may also be compatible.

To prevent possible hearing damage, do not listen at high volume levels for long periods. Exercise caution when holding your device near your ear while the loudspeaker is in use.

When using this device, obey all laws and respect local customs, privacy and legitimate rights of others, including copyrights.



Additional safety information

Accessibility solutions

Microsoft Mobile is committed to making mobile phones easy to use for all individuals, including those with disabilities. For more information, visit www.nokiaaccessibility.com.

Hearing

Warning: When you use the headset, your ability to hear outside sounds may be affected. Do not use the headset where it can endanger your safety.

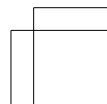
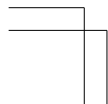
Some wireless devices may interfere with some hearing aids.

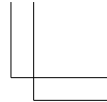
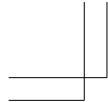
Nickel

The surface of this device is nickel-free.

Safety and texting while driving

Safety should be every driver's first priority. Drivers must obey all local laws that may include restrictions on the use of cellular telephones or accessories while driving. If use is legal, always keep your hands free to operate the vehicle while driving and use a handsfree device whenever possible. Suspend calls in heavy traffic or hazardous weather. Get to know your cellular phone and its features and make any necessary information inputs prior to driving. Do not input data or engage in text messaging while driving. Cellular telephones should not be used when use may be a distraction to the driver.





The Cellular Telecommunications & Internet Association (CTIA) has published further info and tips on safe use of cellular telephones at www.ctia.org/consumer_info/safety, which we encourage you to review.

Certification information (SAR)

This mobile device meets international guidelines for exposure to radio waves.

Your mobile device is a radio transmitter and receiver. It is designed not to exceed the limits for exposure to radio waves (radio frequency electromagnetic fields), recommended by international guidelines from the independent scientific organization ICNIRP. These guidelines incorporate substantial safety margins that are intended to assure the protection of all persons regardless of age and health. The exposure guidelines are based on the Specific Absorption Rate (SAR), which is an expression of the amount of radio frequency (RF) power deposited in the head or body when the device is transmitting. The ICNIRP SAR limit for mobile devices is 2.0 W/kg averaged over 10 grams of tissue.

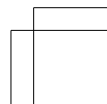
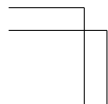
SAR tests are carried out with the device in standard operating positions, transmitting at its highest certified power level, in all its frequency bands. The maximum recorded SAR values for this device are:

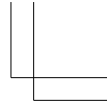
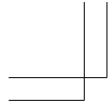
	Maximum SAR value	Frequency bands used when Maximum SAR value was recorded
When held against the head	0.54 W/kg (RM-1089, RM-1090) over 10g	WCDMA900+WLAN 2450 (RM-1089, RM-1090)
When operated at a separation distance of 1.5 centimetres (5/8 inch) from the body	0.55 W/kg (RM-1089, RM-1090) over 10g	WCDMA900+WLAN 2450 (RM-1089, RM-1090)



Your mobile device is also designed to meet the United States Federal Communications Commission (FCC) and Industry Canada SAR (IC) guidelines. FCC ratings for your device and more information on SAR can be found at transition.fcc.gov/oet/rfsafety/sar.html. Information on IC SAR can be found at www.ic.gc.ca.

This device meets RF exposure guidelines when used against the head or when positioned at least 1.5 centimetres (5/8 inch) away from the body. When a carry case, belt clip or other form of device holder is used





for body-worn operation, it should not contain metal and should provide at least the above stated separation distance from the body. To send data or messages, a good connection to the network is needed. Sending may be delayed until such a connection is available. Follow the separation distance instructions until the sending is finished. During general use, the SAR values are usually well below the values stated above. This is because, for purposes of system efficiency and to minimise interference on the network, the operating power of your mobile is automatically decreased when full power is not needed for the call. The lower the power output, the lower the SAR value. Device models may have different versions and more than one value. Component and design changes may occur over time and some changes could affect SAR values. The latest available SAR information for this and other Nokia device models can be found at www.microsoft.com/mobile/sar.

For more info, go to www.sar-tick.com. Note that mobile devices may be transmitting even if you are not making a voice call.

The World Health Organization (WHO) has stated that current scientific information does not indicate the need for any special precautions when using mobile devices. If you are interested in reducing your exposure, they recommend you limit your usage or use a hands-free kit to keep the device away from your head and body. For more information and explanations and discussions on RF exposure, go to the WHO website at www.who.int/peh-emf/en.



Care

For questions regarding your plans, billing or network please contact your operator. For questions regarding your Nokia product and warranty, please visit the support pages for your country at www.microsoft.com/mobile/support/.

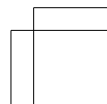
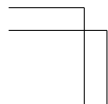
Copyrights and other notices

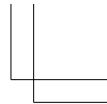
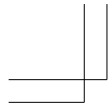
DECLARATION OF CONFORMITY

Hereby, Microsoft Mobile Oy declares that this RM-1089/RM-1090 product is in compliance with the essential requirements and other relevant provisions of Directive 1999/5/EC. A copy of the Declaration of Conformity can be found at www.microsoft.com/mobile/declaration-of-conformity.

The availability of products, features, apps and services may vary by region. For more info, contact your dealer or your service provider. This device may contain commodities, technology or software subject to export laws and regulations from the US and other countries. Diversion contrary to law is prohibited.

The contents of this document are provided "as is". Except as required by applicable law, no warranties of any kind, either express or implied, including, but not limited to, the implied warranties of merchantability and fitness for a particular purpose, are made in relation to the accuracy, reliability or contents of this document. Microsoft Mobile reserves the





right to revise this document or withdraw it at any time without prior notice.

To the maximum extent permitted by applicable law, under no circumstances shall Microsoft Mobile or any of its licensors be responsible for any loss of data or income or any special, incidental, consequential or indirect damages howsoever caused.

Reproduction, transfer or distribution of part or all of the contents in this document in any form without the prior written permission of Microsoft Mobile is prohibited. Microsoft Mobile operates a policy of continuous development. Microsoft Mobile reserves the right to make changes and improvements to any of the products described in this document without prior notice.

Microsoft Mobile does not make any representations, provide a warranty, or take any responsibility for the functionality, content, or end-user support of third-party apps provided with your device. By using an app, you acknowledge that the app is provided as is.

To access the Windows Phone software license terms, select **Settings > about**. Please read the terms. Please note that by using the software, you accept the terms. If you do not accept the terms, do not use the device or software. Instead contact Microsoft Mobile or the party from which you purchased the device to determine its return policy.

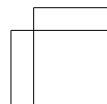
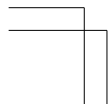
FCC/MEXICO NOTICE

This FCC/MEXICO NOTICE is for RM-1089/RM-1090.

This device complies with part 15 of the FCC rules. Operation is subject to the following two conditions: (1) This device may not cause harmful interference, and (2) this device must accept any interference received, including interference that may cause undesired operation. Any changes or modifications not expressly approved by Microsoft Mobile could void the user's authority to operate this equipment.

Note: This equipment has been tested and found to comply with the limits for a Class B digital device, pursuant to part 15 of the FCC Rules. These limits are designed to provide reasonable protection against harmful interference in a residential installation. This equipment generates, uses and can radiate radio frequency energy and, if not installed and used in accordance with the instructions, may cause harmful interference to radio communications. However, there is no guarantee that interference will not occur in a particular installation. If this equipment does cause harmful interference to radio or television reception, which can be determined by turning the equipment off and on, the user is encouraged to try to correct the interference by one or more of the following measures:

- Reorient or relocate the receiving antenna.
 - Increase the separation between the equipment and receiver.
 - Connect the equipment into an outlet on a circuit different from that to which the receiver is connected.
 - Consult the dealer or an experienced radio/TV technician for help.
- Manufacturer: Microsoft Mobile Oy, Keilalahdentie 2-4, 02150 Espoo, Finland



Importer: Microsoft Mobile Oy (see above), or Nokia Komárom Kft, Nokia Utca 1., 2900 Komárom, Hungary
TM © 2014 Microsoft Mobile. All rights reserved. Microsoft, Windows, the Windows logo and Lumia are trademarks of the Microsoft group of companies. Nokia is a registered trademark of Nokia Corporation. Third party products/names may be TM of respective owner.
The Bluetooth word mark and logos are owned by the Bluetooth SIG, Inc. and any use of such marks by Microsoft Mobile is under license.
Dolby and the double-D symbol are trademarks of Dolby Laboratories. Manufactured under license from Dolby Laboratories.
This product is licensed under the MPEG-4 Visual Patent Portfolio License (i) for personal and noncommercial use in connection with information which has been encoded in compliance with the MPEG-4 Visual Standard by a consumer engaged in a personal and noncommercial activity and (ii) for use in connection with MPEG-4 video provided by a licensed video provider. No license is granted or shall be implied for any other use. Additional information, including that related to promotional, internal, and commercial uses, may be obtained from MPEG LA, LLC. See www.mpegla.com.



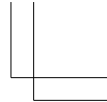
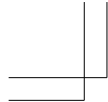
MANUFACTURER'S LIMITED WARRANTY

1. GENERAL

Microsoft Mobile Oy, Keilalahdentie 2-4 FIN-02150 Espoo, Finland (hereinafter "MMO") provides this Manufacturer's Limited Warranty ("Warranty") for this genuine product (the "Product"), which MMO has released for sale in the European Union, Iceland, Norway, Switzerland, and Turkey ("Covered Countries") since 1 November 2013. This Warranty is distinct from any statutory rights under any mandatory consumer protection laws of your country applicable to you. It is intended to grant you specific, and as the case may be, additional rights, within the limits of what is permissible under such law, and does not limit the rights you may have under applicable statutory product warranty provisions. You may have other rights based on local laws during or after the Warranty period. These rights are not excluded by this Warranty.

2. WARRANTY

From the date the Product is sold to an end-user for the first time, as evidenced by the original proof of purchase, MMO warrants the Product is free from defects in materials and workmanship ("Defect") as follows:
(i) Twenty four (24) months for the main device;
(ii) Twelve (12) months for accessories sold separately or included in the sales pack of the main device excluding batteries, covers, cables and chargers; and



(iii) Six (6) months for all batteries, covers, cables and chargers, unless otherwise specified in the Product user guide. During the warranty period, MMO will, in a reasonable time, remedy the Defect free of charge by either repairing or replacing the defective Product or the defective part of it at its option provided that you have informed MMO of the Defect before the warranty period expires. When repairing or replacing your Product, MMO may use new or re-conditioned parts or products.

To the fullest extent permitted by applicable law, no repair or replacement will renew or extend the warranty period. Original or replacement parts or replacement Products provided under this Warranty will be covered by this Warranty for the remainder of the original warranty period or for sixty (60) days from the date of repair or replacement, whichever is longer.

The Product or all parts of your Product that MMO has replaced shall become MMO's property.

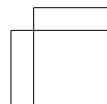
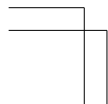
MMO does not warrant that software preinstalled by or on behalf of MMO in the Product (or subsequent updates and upgrades) (together "MMO software") will meet your requirements, work in combination with any hardware or software not provided by MMO, is uninterrupted or error free or that errors are correctable or will be corrected. For MMO software related errors, MMO will make available the latest version of the MMO software for reinstallation on your Product or, if that would not be possible, another remedy, which in MMO's reasonable discretion, satisfactorily addresses the error. Some MMO software may be subject to separate license terms that are available with the software or your local section of www.microsoft.com/mobile.

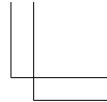
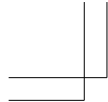
Please always back up all data and content stored on your Product before taking your Product in for service since service activities will erase all data from your Product.

3. WHAT THIS WARRANTY DOES NOT COVER

MMO does not provide any warranty for the following:

- 1 User guides;
- 2 Any (i) third party software, settings, content, data, or links installed or downloaded onto your Product at any time, or (ii) MMO and third party services or enabling clients even if preinstalled by MMO (please read the terms and conditions that may accompany the services as those will define your rights and obligations);
- 3 Any (i) normal wear and tear, (ii) reduced charging capacity of the battery resulting from its natural end of product life, or (iii) pixel defects in your Product's display that are within the scope of industry standards;
- 4 SIM card and/or any cellular or other networks or system on which your Product operates; or
- 5 Errors or damage caused by: (a) misuse or not using your Product in accordance with the user guide, such as if the Product has been exposed to moisture, to dampness or to extreme thermal or environmental conditions or to rapid changes in such conditions, to corrosion, to oxidation, to spillage of food or liquid or to influence from chemical products, (b) using your Product with, or connecting it to, any product,





accessory, software, or service not manufactured or supplied by MMO,
(c) any products combined with your Product by a third party, (d) damage
or errors caused by hacking, cracking, viruses, or other malware, or by
unauthorised access to services, accounts, computer systems or
networks; or (e) other acts beyond MMO's reasonable control.

This Warranty is not valid:

- 1 Outside of the Covered Countries;
- 2 If your Product, or the software it runs on, has been (a) opened,
modified, or repaired without MMO's authorisation, or (b) repaired with
unauthorised spare parts;
- 3 If your Product's serial number, the mobile accessory date code, or the
IMEI number has been removed, erased, defaced, altered or if these are
illegible in any way;
- 4 If you have not installed the latest software updates that are publicly
available for your Product within a reasonable time of their release; or
- 5 If you refuse to give possession of the Product to MMO for repair and
investigation.

If this Warranty does not cover your Product or the issue based on which
it requires service, MMO reserves the right to charge for the repair or
replacement of your Product, as well as a handling fee.

4. LIMITATION OF MMO'S LIABILITY

To the extent permitted by applicable law(s), MMO shall not under any
circumstances be liable, either expressly or implicitly, for any
1 Damages or losses of any kind whatsoever resulting from or relating to
loss of, damage to, or corruption of, content or data or the recreation or
transfer thereof even if such loss, damage, or corruption was a result of
a Defect in your Product; and/or

2 Loss of profit, products or functionality, business, contracts, revenues
or anticipated savings, increased costs or expenses, or for any indirect,
consequential or special loss or damage.

To the extent permitted by applicable law, MMO's liability shall be
limited to the purchase value of your Product.

The limitations in this clause 4 shall not apply in case of MMO's
negligence or intentional misconduct or in case of death or personal
injury resulting from MMO's proven negligence.

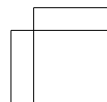
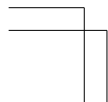
5. OTHER IMPORTANT NOTICES

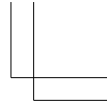
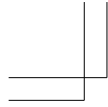
For further information on your Warranty, as well as information needed
to process your warranty queries, please visit [www.microsoft.com/
mobile](http://www.microsoft.com/mobile).

Please ensure your operator has removed any SIM-locks (or other
equivalent mechanisms that may lock your Product to a specific network
or operator) prior to delivering your Product for repair.

Your Product may contain country specific elements, including software.
The warranty services available in a particular country may be limited to
the Products and country specific elements available in that country.

Also, if your Product has been re-exported from its original destination
to another country, your Product may contain country specific elements
that are not considered a defect under this Warranty even if it would not
be operational.





Microsoft Mobile Oy, Keilalahdentie 2-4, FIN-02150 Espoo, Finland

