

Wearable Bluetooth Speaker

Enjoy Music Anytime, Anywhere

4001984

User Guide



Introduction

Thanks for choosing our wearable Bluetooth speaker 4001984. This is a multifunctional Bluetooth speaker with professional-quality for music playing. If you want to have a better experience, please read this instruction carefully.

Important: Your speaker is shipped from the factory in a deep sleep mode to conserve battery. Activate your speaker by connecting the USB cable to a power source before first use.

What's in the Box

- User manual x 1
- USB-C charging cable x 1

Specifications:

- Waterproof Level: IPX5
- Bluetooth Version: 5.3
- Chipset: AC6956C4
- Bluetooth Profile: A2DP, AVRCP, HFP
- Audio Format: SBC
- Speaker: 2W

- Battery Type: lithium battery
- Battery Capacity: 3.7V/600mAh
- Playing Time: Up to 4 hours(under max volume)
- Charging Time: 2H
- Product Size: 73x42.9x28.2mm
- Product Weight: 64g

Features:

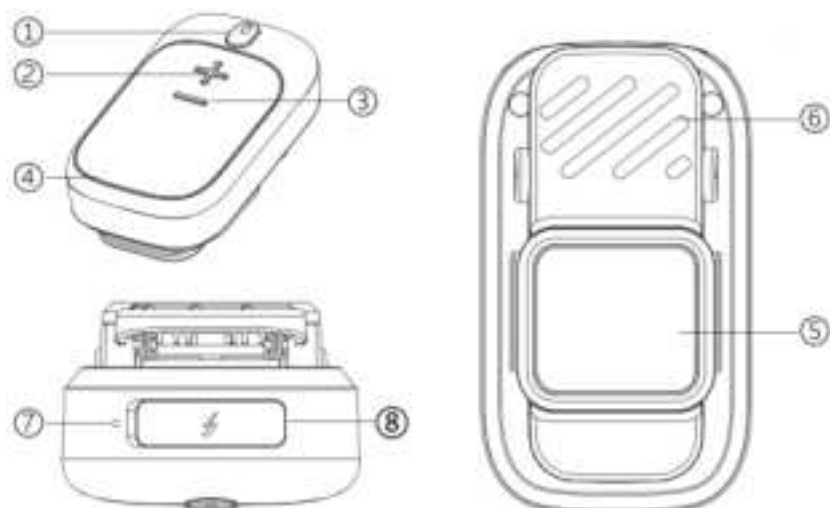
- Travel and Outdoor Friendly: Small enough to fit in your pocket, bold enough to be shown to the world;
- Flaunting a slim and compact size, easy to carry;
- Attaching to your shirt、backpack or jacket via spring clamp or magnetic clip;
- Enjoy crystal clear phone calls with active noise suppression;
- Up to 4 hours of playing time;
- With dust-proof and waterproof materials;
- Delicate mesh design better prevents dust from entering.

Precautions:

Please read all safety instruction warnings carefully before using this product. Improper use of this product may result in damage to this or attached products. To ensure the products work well, please never use this in the following conditions:



1. Moist or underwater conditions.
2. Conditions near heater or high-temperature service.
3. Conditions with direct and strong sunshine.
4. Never dismantle the product without due permission, otherwise it may nullify the warranty clause.


Appearance:



- ① Power button
- ② Volume up/ Previous song
- ③ Volume down/ Next song
- ④ Fabric mesh
- ⑤ Magnetic clip
- ⑥ Spring clamp
- ⑦ Microphone
- ⑧ Charging port

Operation Instructions:

	<p>Press and hold for 3 seconds to power on/power off</p> <p>Calling mode: Short press to answer a call, press again to hang off the call. Press and hold for 2 seconds to reject a call.</p> <p>Music mode: Short press to play / pause music.</p>
	<p>Calling mode: Short press to increase volume.</p> <p>Music mode: Short press to increase volume. Press and hold to previous song.</p>

	<p>Calling mode: Short Press to decrease volume.</p> <p>Music mode: Short Press to decrease volume. Press and hold to next song.</p>
---	--

Using the Bluetooth function

Pair the Bluetooth for the first time, you need to activate your mobile phone's Bluetooth function, and then search the new device. When the mobile phone detects this unit (named as "4001984"), click this name to connect.

FCC Statement

This equipment has been tested and found to comply with the limits for a Class B digital device, pursuant to part 15 of the FCC rules. These limits are designed to provide reasonable protection against harmful interference in a residential installation. This equipment generates, uses and can radiate radio frequency energy and, if not installed and used in accordance with the instructions, may cause harmful interference to radio communications. However, there is no guarantee that interference will not occur in a particular installation. If this equipment does cause harmful interference to radio or television reception, which can be determined by turning the equipment off and on, the user is encouraged to try to correct the interference by one or more of the following measures:

- Reorient or relocate the receiving antenna.
- Increase the separation between the equipment and receiver.
- Connect the equipment into an outlet on a circuit different from that to which the receiver is connected.
- Consult the dealer or an experienced radio/TV technician for help.

To assure continued compliance, any changes or modifications not expressly approved by the party.

Responsible for compliance could void the user's authority to operate this equipment. (Example- use only shielded interface cables when connecting to computer or peripheral devices).

This equipment complies with Part 15 of the FCC Rules. Operation is subject to the following two conditions:

- (1) This device may not cause harmful interference, and
- (2) This device must accept any interference received, including interference that may cause undesired operation.

RF warning statement:

The device has been evaluated to meet general RF exposure requirement.

The device can be used in portable exposure condition without restriction.