

Safety Instructions

- Each deck light body is rated as IP65 waterproof, while the control box is IP65. The product can be used outdoors but cannot be immersed in water.
- The internal light sources of the deck lights cannot be replaced. If the light sources sustain damage, the entire product or light strand should be replaced.
- To reduce the risk of strangulation, the flexible cabling making up this deck light should be effectively fixed to a surface when the cabling is within reach.
- Do not allow children to assemble and install this product without adult supervision.
- Avoid installing this product near major heat sources.
- External dimmers cannot be used with this product.
- Use this product with the provided power adapter only.
- Risk of Electric Shock. To install the adapter, use a covered Class A GFCI receptacle with a weatherproof enclosure and either insert or remove the attachment plug cap.
- Do not physically combine or connect parts of this lighting product with any parts of another manufacturer's lighting product.
- Use only the supplied components to assemble, connect, and power this product. Any open ends must be sealed off before use.
- Replace failing lights immediately with the same product or light stand specification by the same manufacturer.

Introduction

Thanks for choosing Govee Outdoor Deck Lights. These strands of lights can be easily installed on outdoor railings, fences, and other locations. Enjoy rich and dynamic lighting effects with a variety of preset scenes, and embrace an amazing sound and light experience anytime and anywhere with the built-in microphone in the control box.

What You Get

Item	Quantity
Deck Light Strands	2
Control Box	1
Power Adapter	1
Accessories Pack (Cable Clips + Screws + Adhesive Backing + Level)	1
User Manual	1
Service Card	1

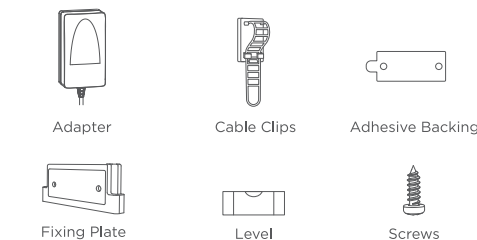

At a Glance

Deck Light Strand



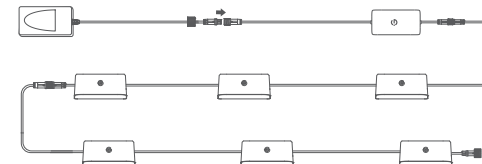
Control Box

- Press to turn the lights on or off.
- Long press for 5 seconds to reset.



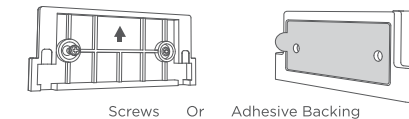
Installing Your Device

Before installing, confirm the lights are working properly by attaching the deck light strands together, connecting them to the control box and power adapter, and plugging into power. Once confirmed, unplug, disassemble, and prepare the lights for installation.



Installing on Railings and Fences:

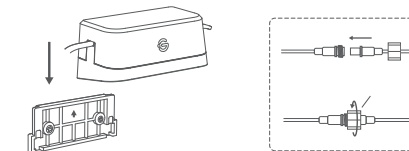
- 1 Install the fixing plate to the rail or fence surface horizontally with its arrow pointing up, using screws or the adhesive backing.



Notes:

1. It is recommended to use screws when installing on a wooden surface.
2. The adhesive backing performs best on flat surfaces that have been pre-cleaned.
3. The fixing plates should be spaced horizontally, with no more than 6.5ft (2m) between each plate.

- 2 Attach each deck light, in order, to the fixing plates, and connect each strand and tighten the cable caps.



- 3 Straighten the excess cabling, folding it back on itself if necessary, and secure the cables using the provided cable clips.



- 4 Connect the control box to the power cord.



Govee Home App

For FAQs and more information,
please visit: www.govee.com



Pairing with Govee Home App

What You Need:

- A Wi-Fi router supporting the 2.4GHz and 802.11 b/g/n bands. 5GHz is not supported.
- A smartphone or tablet running iOS or Android.



1. Download Govee Home App from the App Store (iOS devices) or Google Play (Android devices).
2. Turn on Bluetooth on your smartphone.
3. Open the app, tap the "+" icon in the top right corner and search "H7067".
4. Tap the light model's icon and follow the on-screen instructions to complete pairing.

Specifications

Power Input	100-240VAC 50/60HZ
Power Output	36VDC 1A
Single Light Brightness (4000K)	180lm
Light Color	RGBW
Waterproof Rating	Control Box (IP65) Deck Lights (IP65)
Working Temperature	-20°C to 40°C/-4°F to 104°F

Troubleshooting

1. Failed to connect to Wi-Fi.
 - Make sure the distance between the light's control box and the router is less than 100ft (34m).

- Keep as few obstructions (e.g. walls, windows) as possible between the light's control box and the router.
 - Make sure the Wi-Fi name and the password you entered are correct.
 - Make sure the Wi-Fi you connect to is 2.4GHz. 5GHz is not supported.
2. Lost Wi-Fi connection or cannot use the light with the app.
 - Make sure your home Wi-Fi is working correctly.
 - Check whether the Wi-Fi password has been modified.
 - Keep as few obstructions (e.g. walls, windows) as possible between the light's control box and the router.
 - Check whether the light has been connected to Wi-Fi. If not, please re-connect the light to Wi-Fi as mentioned above.
 3. Cannot pair with or connect to Alexa or Google Assistant.
 - Ensure the stability of the Wi-Fi connection.
 - Go to the app's "Settings" page and follow the instructions under "User Guide" to pair the light again.
 4. The synchronization effect for Music Mode does not work properly.
 - Make sure the control box is close to the music source to ensure better sound pickup. sounds better.
 5. Can multiple users control one light?
 - Each light can only be controlled by one account.
 - If multiple users want to control the same light, make sure they are using the same account.

Customer Service

🛒 Warranty: 12-Month Limited Warranty

🔍 Support: Lifetime Technical Support

✉ Email: support@govee.com

🌐 Official Website: www.govee.com

📺 @Govee 📷 @goveeofficial 📢 @govee.official

📱 @GoveeOfficial 📖 @Govee.smarthome

FCC and ISED Canada Statement

This device complies with Part 15 of the FCC Rules and Industry Canada licence-exempt RSS standard(s). Operation is subject to the following two conditions:

- (1) this device may not cause harmful interference, and
- (2) this device must accept any interference received, including interference that may cause undesired operation.

Warning: Changes or modifications not expressly approved by the party responsible for compliance could void the user's authority to operate the equipment.

Le présent appareil est conforme aux CNR d'Industrie Canada applicables aux appareils radio exempts de licence. L'exploitation est autorisée aux deux conditions suivantes :

- (1) l'appareil n'émet pas de brouillage, et.
- (2) l'utilisateur de l'appareil doit accepter tout brouillage radioélectrique subi, même si le brouillage est susceptible d'en compromettre le fonctionnement.

NOTE: This equipment has been tested and found to comply with the limits for a Class B digital device, pursuant to Part 15 of the FCC Rules.

These limits are designed to provide reasonable protection against harmful interference in a residential installation. This equipment generates uses and can radiate radio frequency energy and, if not installed and used in accordance with the instructions, may cause harmful interference to radio communications. However, there is no guarantee that interference will not occur in a particular installation. If this equipment does cause harmful interference to radio or television reception, which can be determined by turning the equipment off and on, the user is encouraged to try to correct the interference by one or more of the following measures:

1. Reorient or relocate the receiving antenna.
2. Increase the separation between the equipment and receiver.
3. Connect the equipment into an outlet on a circuit different from that to which the receiver is connected.
4. Consult the dealer or an experienced radio/TV technician for help.

This Class B digital apparatus complies with Canadian ICES-005. Cet appareil numérique de la classe B est conforme à la norme NMB-005 du Canada.



FCC and IC Radiation Exposure Statement

This equipment complies with FCC and IC radiation exposure limits set forth for an uncontrolled environment. This equipment should be installed and operated with minimum distance 20cm between the radiator & your body. Lors de l'utilisation du produit, maintenez une distance de 20 cm du corps afin de vous conformer aux exigences en matière d'exposition RF.

Responsible party (this contact information is only for FCC matters) :

Name: GOVEE MOMENTS(US) TRADING LIMITED
Address: 2501 Chatham Rd Suite R Springfield IL 62704
Email: certification@govee.com
Contact information: <https://www.govee.com/support>

The Bluetooth® word mark and logos are registered trademarks owned by Bluetooth SIG, Inc. and any use of such marks by Shenzhen Qianyan Technology LTD is under license.

The trademark Govee have been authorised to Shenzhen Qianyan Technology LTD.
Copyright ©2021 Shenzhen Qianyan Technology LTD.
All Rights Reserved.

Model: H7067
Govee Outdoor Deck Lights