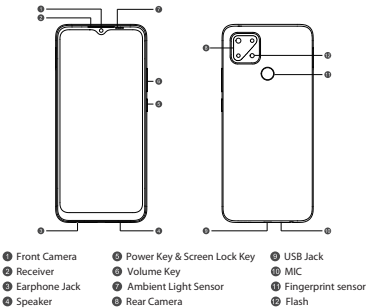


Greetings from OPPO Mobile

This guide will show you how to use the phone and its important functions. You may also visit OPPO official website to get more information about the phone.

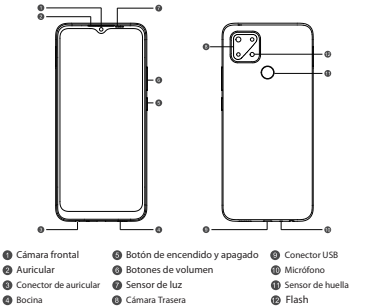


Standard accessories

You are provided with the following standard accessories:
1 Phone, 1 Charger, 1 Earphone, 1 USB data cable, 1 Safety Guide, 1 Quick Guide, 1 SIM Ejector Tool, 1 Protective Case.

Bienvenido a OPPO Mobile

Esta guía le mostrará el uso del teléfono además de sus funciones más importantes. También, puede visitar nuestra página web oficial de OPPO donde obtendrá mayor información sobre el mismo.



Accesorios incluidos

Se le proporcionan los siguientes accesorios estándar:
1 Teléfono, 1 Cargador, 1 Auriculares, 1 Cable USB, 1 Guía de seguridad, 1 Guía rápida, 1 Herramienta de extracción de tarjeta SIM, 1 Funda protectora.

How to reboot the phone

Press and hold the Power Button and Volume Up Button at the same time until the OPPO boot animation is displayed to reboot the phone.

How to Transfer Old Mobile Content to a New Mobile

You can use OPPO Clone Phone to easily transfer photos, videos, music, contacts, messages, apps, etc from your old phone to the new one.

1. If you have an old Android phone, first scan the QR code below, then download and install Clone Phone, next open Clone Phone on both the new and old phones, and follow the on-screen instructions to complete the operation.



<https://i.clonephone.coloros.com/download>

2. If you have an old iPhone, open Clone Phone on the new phone directly, and follow on-screen instructions to sign in to iCloud account and sync the files.

English

Specification

Product	CPH2185	
Main screen parameter	16.55cm(6.52")	
Dimension	164.0x75.4x7.9(mm)	
Battery	4100mAh/15.78Wh(Min) 4230mAh/16.28Wh(Typ)	
Camera	13Megapixels+2Megapixels +2Megapixels Rear 5Megapixels Front	
Operating temperature	0°C-35°C	
SAR Values	CE SAR	XXXXW/kg(Head) XXXXW/kg(Body)

Radio Waves Specifications		
Radio	Frequency	Max. Output Power
GSM	850MHz	32.5±1dBm
	900MHz	32.5±1dBm
	1800MHz	29.5±1dBm
	1900MHz	29.5±1dBm
WCDMA	Bands 1/5	23±1dBm
	Bands 2/4	23±1dBm
LTE FDD	Bands 1/2/3/4/5/28	23±1dBm
	Bands 12/17/26/66	23±1dBm
	Band 7	23±1dBm
LTE TDD	Bands 38/41	23±1dBm
Bluetooth	2.4-2.4835GHz	8±2dBm(EIRP)
2.4G Wi-Fi	2.4-2.4835GHz	16±2dBm(EIRP)
	5.15-5.35GHz; 5.47-5.725GHz	16±2dBm(EIRP)
5G Wi-Fi	5.15-5.35GHz; 5.47-5.725GHz	16±2dBm(EIRP)
	5.725-5.85GHz	12±2dBm(EIRP)

Spanish

Cómo forzar el reinicio del teléfono

Mantenga presionados los botones de Encendido y Vol (+) hasta que aparezca la animación de inicio de OPPO para forzar el reinicio del teléfono.

Puede utilizar la función de OPPO "Clonar Teléfono" para transferir rápidamente sus fotos, videos, música, contactos y aplicaciones a su nuevo teléfono desde el antiguo. Para ello, siga estos pasos:

Puede usar "Clonar Teléfono" de OPPO para transferir fácilmente fotos, videos, música, contactos, mensajes, aplicaciones, etc. desde su antiguo teléfono al nuevo.

1. Si tiene un teléfono Android, primero escanee el código QR que aparece a continuación, seguidamente descargue e instale "Clonar Teléfono", abra la aplicación en ambos teléfonos y siga las instrucciones que aparecen en pantalla para completar la operación.



<https://i.clonephone.coloros.com/download>

2. Si tiene un iPhone antiguo, abra "Clonar Teléfono" directamente en el nuevo teléfono y siga las instrucciones que aparecen en pantalla para iniciar sesión en la cuenta de iCloud y sincronizar los archivos.

NOTA:

Para realizar la configuración inicial (al adquirir el dispositivo o realizar un reseteo de fábrica) es necesario conectarse a una red de datos (WiFi / Datos móviles). Si no se tiene disponible la red de datos, realice la configuración sin tarjeta SIM insertada.

Especificaciones técnicas

Producto	CPH2185	
Tamaño de la pantalla	16,55cm(6,52 Pulgadas)	
Dimensiones	164,0x75,4x7,9(mm)	
Batería	4100mAh/15,78 Wh(Min) 4230mAh/16,28Wh(Typ)	
Cámara	Cuádruple cámara trasera de 13 Mpx + 2 Mpx + 2 Mpx. Cámara delantera de 5 Mpx	
Temperatura para el correcto funcionamiento	0°C-35°C	
Valores SAR	CE SAR	x,xxxW/kg(Cabeza) x,xxxW/kg(Cuerpo)
	FCC SAR	x,xxxW/kg(Cabeza) x,xxxW/kg(Cuerpo) x,xxxW/kg(Hotspot)
Características Eléctricas	Entrada	100- 240Vca 50/60Hz 0.4A
	Salida	5Vcc 2A
Especificación Eléctrica del terminal móvil		3.85 Vcc, 2A
Radio FM	Para acceder al Radio FM. Selecciona Extras - Radio FM Se requiere conectar el audífono a modo de antena.	

Especificaciones de ondas de radio		
Radio	Frecuencia	Potencia máx. de salida
GSM	850MHz	32.5±1dBm
	900MHz	32.5±1dBm
	1800MHz	29.5±1dBm
	1900MHz	29.5±1dBm
WCDMA	Bands 1/5	23±1dBm
	Bands 2/4	23±1dBm
LTE FDD	Bands 1/2/3/4/5/28	23±1dBm
	Bands 12/17/26/66	23±1dBm
	Band 7	23±1dBm
LTETDD	Bands 38/41	23±1dBm
Bluetooth	2.4-2.4835GHz	8±2dBm(EIRP)
2.4G Wi-Fi	2.4-2.4835GHz	16±2dBm(EIRP)
	5.15-5.35GHz; 5.47-5.725GHz	16±2dBm(EIRP)
5G Wi-Fi	5.15-5.35GHz; 5.47-5.725GHz	16±2dBm(EIRP)
	5.725-5.85GHz	12±2dBm(EIRP)

Some content may differ from your device depending on the region, service provider, or software version, and is subject to change without prior notice.

El contenido del dispositivo puede variar dependiendo de la región, proveedor de servicio o versión de SW, y está sujeto a cambios sin previo aviso.

Quick Guide CPH2185

oppo



XXXXXXXX



This user manual provides the product safety information. Before using the phone, please read the Safety Guide carefully.

OPPO Mobile Warranty Information

1 Service Terms

OPPO Mobile Phone: OPPO Mobile Phone. We provide our products with comprehensive warranty services in accordance with applicable National laws and Regulations. In case of any conflict between the following policies and the National Laws and Regulations, the National Laws and Regulations shall prevail.

Warranty: "Warranty" shall include the services for repair, maintenance and replacement in accordance with the terms and conditions mentioned herein. Warranty Conditions:

- The limited warranty shall be available in case of Manufacturing defect to the Product and its accessories.
- The warranty shall be applicable to the products purchased through our authorized sales in the territory.
- The Warranty for the product is applicable during the term of twelve (12) months from the date of Purchase.
- For the purpose of the accessories, data cards and anyothers shall be 36 (36) months and for the battery specifically (including internal battery) shall be 12 (12) months. In case of manufacturing defect for the battery workmanship, consumer can claim the replacement, maintenance or repair within 30 days from the date of purchase.
- OPPO mobile phone and valid purchase invoice are pre-requisite to claim warranty.

2. What is not covered by the warranty:

- Damage caused by a force majeure (such as floods, fire, earthquakes and lightning).
- The original Sarcos/airside number is removed from the phone.
- Natural wear and tear of the product such as casing being dented, display screen, antenna and other accessories).
- Defects caused due to usage of third party material/ non-OPPO authorized consumables.
- Excessive water damages are damaged and unrecoverable.
- Barcodes and packaging labels, text, and scratch) are not entitled to the warranty service.
- Faults caused by the internet and wireless information service providers and/or network not covered under the warranty.

3. Other terms:

- If the device or accessory gets faulty due to manufacturing defect Company will replace the device or accessory free of cost (If all the same meets the replacement parameters) during the warranty period. Consumer can visit the nearest authorized service center to claim the warranty.
- If any of our products is reported to be faulty, you may take it to any authorized service centers of the Company in the territory along with the documents as specified in this warranty manual.
- If the product is damaged and requires repair, then the customer is required to sign the repair agreement form with the OPPO Customer Service Center duly.
- If defective components, parts and accessories replaced during the warranty period shall become the property of the Company.

Thank you!

The product important information and warranty card contains information for the user's operation, and repair. Before using the OPPO smart phone, please read all the instructions and the safety information carefully, and keep the backup. More detailed instructions and the company's electronic documents are laid on this product. Please read the built-in instructions on the OPPO Smartphone.

To get the latest information, please visit <http://www.oppo.com>

Safety Information

Read the following warnings for working in an environment of 0°C to 35°C. Storage documents should be between -20°C and 45°C. Excessive or low temperature can affect the use of mobile phones and even damage the cell phone battery. And use mobile phones as much as possible in ordinary telephone, television, radio, and use battery information in order to avoid the effect. If the phone has a flashlight function, the temperature is below 35°C and below 35°C, so as not to reduce battery performance and reduce standby time. If the phone has a flashlight function, the temperature is below 15°C or more than 35°C, and the cell phone may not be able to enter the flash charge.

The operating system of this product supports official system updates, if the user or the ROM system of the third party or modifies the system file for cracking, may lead to the security risk of the system. OPPO will not provide any support and responsibility for the final use of these cases.

- Do not use the battery or connect it with a high-voltage power supply, otherwise it may cause a short circuit or burst.
- The battery can be charged and discharged hundreds of times at least, but it will eventually wear out.
- Do not charge the battery as household waste. Dispose the battery according to local regulations and environmental laws or as instructed by the Company's Recycling Center.
- Caution: Risk of explosion if battery is replaced by an incorrect type. Dispose of used battery according to local regulations and environmental laws.

Warning: Please do not charge the battery over 12 hours.

FCC Regulatory Compliance

FCC Statement

This device complies with part 15 of the FCC rules. Operation is subject to the following two conditions:

(1) This device may not cause harmful interference and

(2) This device must accept any interference received, including interference caused by unauthorized modifications or changes to this equipment. Such changes or modifications could void the user's authority to operate the equipment.

Warning: This equipment has been tested and found to comply with the limits for a Class B digital device, pursuant to part 15 of the FCC Rules. These limits are designed to provide reasonable protection against harmful radio interference in a residential installation. This equipment generates and can receive radio signals, and if it is not properly installed and used according to the instructions, may cause harmful interference to radio communications.

Explanation: Valid purchase invoice shall mean and include the invoice indicating IMEI number of the mobile phone, factory serial number (batch number) of the accessories, battery and charger, product model, sales date, Seller's seal, amount and so on.

The warranty card contains important information related to your product. Please preserve it for your future reference.

The information filled in the warranty card and the Purchase Invoice shall be complete, true and correct, without alteration. If consumer fails to provide the necessary documents, however, the company shall calculate the warranty from the date of activation or post receipt(s) (70) day from the date of receiving, whichever is earlier.

Note: OPPO shall have the only right to final decision and interpretation for the warranty policy. The Customer waives all rights to claim under the terms and conditions.

Warranty Instructions and Conditions

The warranty (please refer to the Warranty Information Card): is only valid under the condition of your device being used in accordance with the terms not limited to the accidental or liability damages and any of the following conditions are out of warranty, but a repair can be still implemented at your own cost:

- A warranty period has expired.
- Damage caused by human factors, including damages caused by usage of unauthorized operating and repair services.
- The customer disassembles, repairs or modifies the device without the company's authorization or get it repaired at an unauthorized repair shop.

II: Considerations for Sending the Device for Repair and Collecting It

- When completing the OPPO Mobile Phone Repair Form, the customer must fill in valid information (e.g. card handling and repair name, address, phone number and fault symptoms).
- Before sending your device for repair, please back up all phone data and you have saved on the mobile phone such as information numbers, text messages and pictures before you deliver them to prevent loss or damage during the testing and inspection process. If any circumstances, OPPO Customer Service Center and its staff will not be responsible or obligated to back up or recover your information and data, or accept responsibility for any damages arising from loss, damage or to take any of your information and data. Please ensure the legitimacy of the information and data and the responsibility of the repair. Please do not delete or examine your information and data (unless they are necessary for us to provide you with service), and we reserve the right to refuse to provide service if you do not agree to this.
- The Customer shall collect the mobile phone by presenting the OPPO Mobile phone repair form and the receipt to the Customer Care. The Customer shall go through the loss reporting procedures with his/her personal or valid proof of identity before collecting the mobile phone.

Battery precautions in use

- Please do not weld battery terminals. Otherwise, it may cause battery fire, explosion, overheating, explosion and fire.
- Please do not press or pierce the battery with hard objects for example needle or other sharp objects; it would damage battery, leak, overheating or fire.
- Battery liquid may be harmful if contacted with skin or clothes, your eye or mouth. Please immediately wash it with water, or go to hospital to get some medical help if necessary.
- If there are any abnormalities like high temperature, discoloration, distortion, bulging, etc. during operation, charging, operation or preservation, please cease to use the device.
- Do not expose the battery liquid to eyes. It might cause potential blindness. When happens, wash your eyes immediately or go to the hospital if serious.
- Do not disassemble or modify the battery, as it may cause battery leakage, overheating, explosion or fire.
- Do not place or use the battery near fire, heater or other high temperature places. Otherwise, it may cause battery leakage, overheat, explosion or fire.
- If there is a battery leakage or strange smell, please immediately move it from its place in order to avoid fire or explosion.
- Please keep the battery away from moist or wet areas from moisture. Otherwise, it may cause battery overheat, swelling and corrosion.
- Do not place the battery directly in sunlight, or other high temperature areas. Otherwise, battery leakage and overheating may make battery performance degraded and some life affected. Keep the battery in a well-ventilated area.

However, there is no guarantee that interference will not occur in a particular situation. If you are experiencing interference from a radio or television reception, which can be determined by turning the equipment off and on, the following steps should be taken to correct the interference by one or more of the following measures:

- Reorient or relocate the receiving antenna.
- Increase the separation between the equipment and receiver.
- Plug the equipment into a circuit different from that to which the receiver is connected.
- Consult the dealer or an experienced radio/TV technician for help.

FCC Caution

- Any changes or modifications not expressly approved by the party responsible for compliance could void the user's authority to operate the equipment.
- The antenna used for this transmitter must not be collected or operated in conjunction with any other antenna.
- The product is certified for use in the United States and Canada. For the product's country selection for non-US models only and is not available for all countries.
- Use of the product in any other country or territory not marked with the US logo is prohibited.

RF Exposure Information (SAR)

The product is designed and manufactured to not exceed the emission limits for exposure to radio waves specified by the international limits for exposure to radio waves specified by the International Commission on Non-Ionizing Radiation Protection (ICNIRP) and by the Federal Communications Commission of the U.S. Government.

The SAR limit set for the FCC is 1.6 W/kg. The highest SAR value of this device type complies with the limit. And please use the "Quick Start Guide" to find the highest SAR value reported to FCC.

When using the product in accordance with standard operating positions accepted by the FCC, with the device transmitting at its highest certified power level in its tested frequency band, the following conditions will be met:

Warranty Card ①

Your information (please fill in the following information):

User Name: _____

Phone No.: _____

User Address: _____

Zip Code: _____

E-mail: _____

Product Information & Dealer Information

Model/Color (IMEI): _____

Dealer's Name: _____

Date of purchase (DD/MM/YYYY): _____

Warranty Card ②

User Name: _____

Phone No.: _____

User Address: _____

Zip Code: _____





E-mail: _____

Product Information & Dealer Information

Model/Color (IMEI): _____

Dealer's Name: _____

Date of purchase (DD/MM/YYYY): _____

	
<ul style="list-style-type: none"> Although the SAR is determined at the highest certified power level, the actual SAR level of the device while operating can be well below the maximum value. This is because the device is designed to operate at multiple power levels so as to use the lowest power required to reach the network. In general, the closer you are to a wireless base station antenna, the lower the power level output. While there may be differences between the SAR level of various devices and at various positions, they all meet the government requirement. The device has also been tested and meets the FCC RF exposure guidelines for use with an accessory that contains no metal and positions the handset a minimum of 15mm from the body. Use of other accessories may not ensure compliance with FCC RF exposure guidelines. Position the handset a minimum of 15mm from your body when the device is switched on. Consider the belt clips, holsters, or other similar body-worn accessories which do not contain metallic components to support the minimum distance of body-worn operation. Cases with metal parts may change the RF performance of the device, including its compliance with RF exposure guidelines, in a manner that has not been tested or certified, and use such accessories should be avoided. <p>Hearing Aid Compatibility (HAC) regulations for Mobile phones</p> <ul style="list-style-type: none"> Your phone is compliant with the FCC Hearing Aid Compatibility requirements. The FCC has adopted HAC rules for digital wireless phones. These rules require certain phones to be tested and rated under the American National Standard Institute (ANSI C63.19-2011) hearing aid compatibility standards. The ANSI standard for hearing aid compatibility contains two types of ratings: <ul style="list-style-type: none"> M: Ratings for less radio frequency interference to enable acoustic coupling with hearing aids. R: Ratings: Rating for inductive coupling with hearing aids in talk coil mode. Not all phones have been rated, a phone is considered hearing aid compatible under FCC rules if it is rated M3 or M4 for acoustic coupling and T3 or T4 for inductive coupling. These ratings are given on a scale from one to four, where four is the most compatible. Your phone meets the M3/T3 level rating. 	<ul style="list-style-type: none"> However, hearing aid compatibility ratings don't guarantee that interference to your hearing aids won't happen. Results will vary, depending on the level of immunity of your hearing device and the degree of your hearing loss. If your hearing device happens to be vulnerable to interference, you may not be able to use a tested phone successfully. Trying out the phone with your hearing device is the best way to evaluate it for your personal needs. This phone has been tested and rated for use with hearing aids for some of the wireless technologies that it uses. However, there may be some newer wireless technologies used in this phone that have not been tested yet for use with hearing aids. It is important to try the different features of this phone thoroughly and in different locations, using your hearing aid or cochlear implant, to determine if you have any interference issues. Consult your service provider or the manufacturer of this phone for information on hearing aid compatibility. If you have questions about return or exchange policies, consult your service provider or phone retailer. Hearing devices may also be tested. Your hearing device manufacturer or hearing health professional may help you find this rating. For more information about FCC Hearing Aid Compatibility, please go to http://www.fcc.gov/guides.
<p>Other matters of attention</p> <ul style="list-style-type: none"> Adapter shall be installed near the equipment and shall be easily accessible. If any part of the product is cracked or damaged, discontinue use immediately and contact the OPPO Service Center. <p> To prevent possible hearing damage, do not listen at high volume levels for long periods.</p> <p>Observe national and local regulations where the device is used. This device may be restricted for use, depending on the local network.</p> <p>The operation frequency in 5150-5350MHz of W-Fi 5G are restricted to indoor use only.</p> <p>Notice Please check Radio Waves Specifications in the Quick Guide to see whether this product supports W-Fi 5G or not.</p>	<p>Waste Electrical and Electronic Equipment (WEEE)</p> <p>This symbol means that according to local laws and regulations your product and/or its battery shall be disposed of separately from household waste. When this product reaches its end of life, use has the choice to give this product to a certified recycling organization. Proper recycling of your product will protect human health and the environment.</p> <p> OPPO Mobiles will seek shared responsibility and cooperation from customers in reducing the environmental impact of their products.</p> <p> OPPO Mobiles will comply with all the applicable laws related to WEEE management.</p> <p>As a part of a waste recycling initiative, OPPO Mobiles has partnered with an authorized waste company named as JRM Recycler or Attenu Recycling Private Limited for collection, dismantling and disposing of waste collected from all over India. Our Recycler's vision is to look at a waste not just as waste, but as an important resource that can be made useful instead of throwing it as a social and environmental burden with their fully automated facility for e-waste recycling.</p>