


10. SETUP PHOTOS

RADIATED MEASUREMENT SETUP

RADIATED (FRONT)



RADIATED (BACK)




RADIATED EMISSIONS BELOW 1GHz

RADIATED (FRONT)




RADIATED (BACK)




RADIATED EMISSIONS 1-18 GH

RADIATED (FRONT)




RADIATED (BACK)




RADIATED EMISSIONS 18-26 GHz

RADIATED (FRONT)




RADIATED (BACK)




RADIATED EMISSIONS 26 -40 GHz


RADIATED (FRONT)



RADIATED (BACK)



TEMPERATURE CHAMBER MEASUREMENTSETUP




AC MAINS LINE CONDUCTED EMISSION

LINE CONDUCTED EMISSION (FRONT)



LINE CONDUCTED EMISSION (BACK)



END OF REPORT