

Drips Manual 3-fold

Notes:

- 1. Do not print dieline layer!!!
- 2. This is 3-fold 1/1 Black print

Facing side

PROBLEM	REMEDY
No sound	Make sure the speaker is properly connected to the output device. See the "PAIRING" section of this manual. Turn up the volume. Make sure the speaker is charged. Make sure the speaker is within 33 feet, without obstructions of the output device.
Can't answer or hang up calls	Some mobile devices will not support hands-free functions. Please check your phone's user guide.
Can't connect to two Bluetooth devices simultaneously	The speaker does not support connection of more than one output device at a time.
Can't connect wirelessly	Make sure your phone or other device is in the Bluetooth® mode. See the "PAIRING" section of this manual.
Hear a crackling noise or interference	Bluetooth® is a wireless radio technology. Walls or large objects between the speaker and output device may interfere with the transmission. The Drips speaker is designed for use within 33 feet (10 m) of the connected Bluetooth® enabled device.

This equipment has been tested and found to comply with the limits for a Class B digital device, pursuant to part 15 of the FCC Rules. These limits are designed to provide reasonable protection against harmful interference in a residential installation. This equipment generates, uses and can radiate radio frequency energy and, if not installed and used in accordance with the instructions, may cause harmful interference to radio communications. However, there is no guarantee that interference will not occur in a particular installation. If this equipment does cause harmful interference to radio or television reception, which can be determined by turning the equipment off and on, the user is encouraged to try to correct the interference by one or more of the following measures:

- Reorient or relocate the receiving antenna.
- Increase the separation between the equipment and receiver.
- Connect the equipment into an outlet on a circuit different from that to which the receiver is connected.
- Consult the dealer or an experienced radio/TV technician for help.

Caution: Any changes or modifications to this device not explicitly approved by manufacturer could void your authority to operate this equipment.



This device complies with part 15 of the FCC Rules. Operation is subject to the following two conditions: (1) This device may not cause harmful interference, and (2) this device must accept any interference received, including interference that may cause undesired operation.

FCC Radiation Exposure Statement
This equipment complies with FCC radiation exposure limits set forth for an uncontrolled environment.
This transmitter must not be co-located or operating in conjunction with any other antenna or transmitter.

SPECIFICATIONS:
Weight: 8.6 oz. (245g)
Dimensions: 2 3/4 in x 2 3/4 in x 3 in (70mm x 70mm x 76mm)
Microphone: Omni directional
AC Power Supply: USB 5V
Power: 3W
Speaker Unit: 50mm NdFeB magnet
Audio Input Jack: 3.5mm
Battery: 3.7V 500 Amh rechargeable polymer lithium-ion battery
Range: Up to 33 ft. (10m)
Bluetooth Version: 5.0+ EDR
Bluetooth Profiles: HSP V 1.2, A2DP V 1.2, AVRCP
Play/Talk Time: Up to approximately 3-4 hours at 30% volume, 1 hour at 100% volume
Charging Time: Approximately 1-2 hours
Pairing Password/PIN: 0000



PRECAUTIONS:
Always store your Drips Smart Speaker with the power off. Keep away from dirt and dust. Avoid storing in places that are subject to extreme temperatures. Store in well-ventilated areas with temperatures not exceeding 14° F - 131° F (-10° C - 55° C). Keep the unit away from small children.

Content:
2" Diameter Speaker, 15" USB Charging Cable, 31" Aux Cable



Wireless Speaker

with Talking Caller ID

 Operating Instructions 

Back side

The Drips smart speaker delivers powerful, clear audio with wireless convenience. It lets you listen to music, movies, or games anywhere, as well as make and answer calls on your mobile phone, hands-free.

SPECIFICATIONS:

- Powerful 50mm NdFeB magnet speaker
- Stereo amplification audio circuitry
- Easy, one-finger operation
- Long play time
- Innovative talking caller ID announces the phone numbers of incoming calls
- Omni directional microphone
- Rechargeable polymer lithium-ion battery
- Optional wired connection via standard 3.5mm audio jack



19 Progress St
Edison, NJ 08820
www.iHip.com

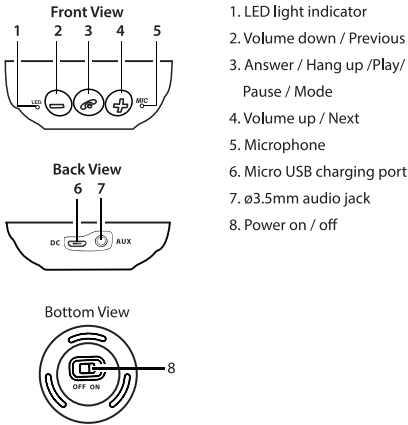


#iHip



Find us on Facebook.
Keyword: iHip: Portable
Entertainment

© 2020 iHip is a trademark, Registered in the U.S. and other countries. All Rights Reserved. The illustrated product and specifications may differ slightly from that supplied. All other trademarks and trade names are those of their respective owners. For ages 12+up. This is not a toy. For warranty information please visit www.iHip.com. Designed by iHip in the U.S.A., Manufactured in China. Limited One Year Warranty



FIRST-TIME BATTERY CHARGING:
Fully charge your Drips Smart Speaker before using. Slide the power switch to the OFF position. Connect the speaker to the USB port on your computer, or to a USB wall charger or car charger, using the included Micro USB cable. The indicator light will turn red. Once charging is complete, the indicator light will turn off. A full charge will provide 3 to 4 hours of playing time.

PAIRING:
The Drips Smart Speaker pairs easily with your Smartphone, iPhone or other Bluetooth® enabled device. The unit will automatically go into Bluetooth® search mode when you turn it on. A voice prompt will sound and the indicator light will flash. Turn on the Bluetooth® mode on your phone or other device. Find the Drips device, click on it, and wait for connection. If asked for a password, enter 0000 and confirm. The indicator blue light will flash slower when a connection is established. Pairing name: iHip Drips Speaker

AUDIO OPERATION:
Use the - and + buttons (2 and 4) to control the volume, skip to the next song, or go back to the previous song. Press the call button (3) once to pause and again to resume play.

PHONE OPERATION WITH TALKING CALLER ID:
When connected to your phone in the Bluetooth® mode, an incoming call will automatically transfer to the speaker. A voice prompt will sound and the indicator light will flash to alert you to an incoming call. In addition, the Voice Prompt will speak the phone number of the caller. Press the call button (3) to answer, or hold it down to reject the call. Use the same button to hang up. Music will automatically pause during a call and resume after the call.

WIRED CONNECTION:
You can use your unit as a traditional wired speaker. Simply connect it with the included audio cable to any device equipped with a standard 3.5mm audio jack. The indicator light will flash. Note: When the speaker is connected via the audio jack, the Bluetooth® function is disabled.