




## APPENDIX F: SAR TEST SETUP PHOTOGRAPHS/ DIMENSIONS



<b>FCC ID</b> V65C6721A1		<b>SAR EVALUATION REPORT</b>		<b>Reviewed by:</b> Quality Manager
<b>Test Dates:</b> 12/22/14	<b>DUT Type:</b> Portable Handset	APPENDIX F: Page 1 of 4		




**SAR Test Setup Photo 1: Left Cheek**




**SAR Test Setup Photo 2: Back Side at 10 mm**



<b>FCC ID</b> V65C6721A1		<b>SAR EVALUATION REPORT</b>		<b>Reviewed by:</b> Quality Manager
<b>Test Dates:</b> 12/22/14	<b>DUT Type:</b> Portable Handset			<b>APPENDIX F:</b> Page 2 of 4

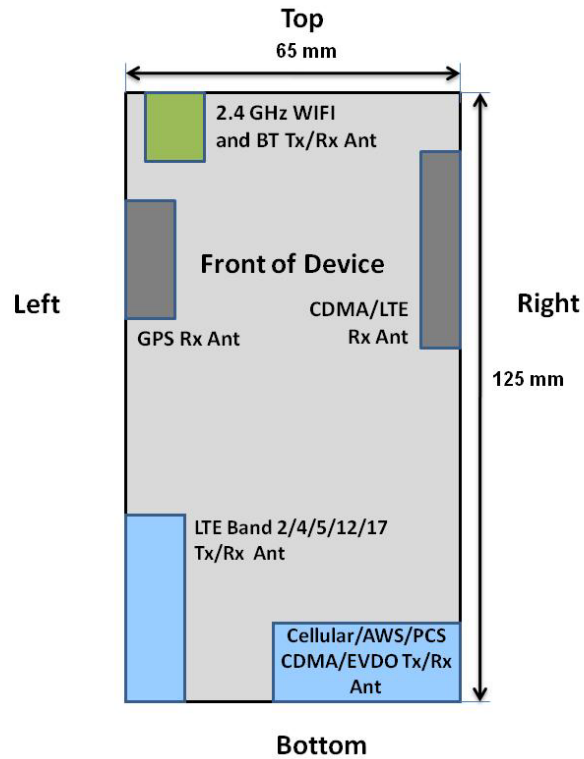


**SAR Test Setup Photo 3: Front Side at 10 mm**





**SAR Test Setup Photo 4: DUT Reference Lines**

FCC ID V65C6721A1		SAR EVALUATION REPORT		Reviewed by: Quality Manager
Test Dates: 12/22/14	DUT Type: Portable Handset			APPENDIX F: Page 3 of 4
© 2015 PCTEST Engineering Laboratory, Inc.				REV 14.0 M 07/21/2014



**Figure F-1**  
**DUT Antenna Locations**

FCC ID V65C6721A1		SAR EVALUATION REPORT		Reviewed by: Quality Manager
Test Dates: 12/22/14	DUT Type: Portable Handset			APPENDIX F: Page 4 of 4