

## TEST SETUP PHOTOGRAPHS

**Conducted Emissions Front View-DC Adapter**



**Conducted Emissions Side View-DC Adapter**



**Conducted Emissions Front View-PoE Adapter**



**Conducted Emissions Side View-PoE Adapter**





**Radiated Emission 9k-30MHz Parallel View-DC Adapter**



**Radiated Emission 9k-30MHz Perpendicular View -DC Adapter**



**Radiated Emission 9k-30MHz Ground-parallel View-DC Adapter**



**Radiated Emission 30M-1GHz View-DC Adapter**






**Radiated Emission 9k-30MHz Parallel View-PoE Adapter**




**Radiated Emission 9k-30MHz Perpendicular View-PoE Adapter**




**Radiated Emission 9k-30MHz Ground-parallel View-PoE Adapter**



**Radiated Emission 30M-1GHz View-PoE Adapter**



**Radiated Emission 1-18GHz View**



**Radiated Emission 18-25GHz View**

