



PHOTOGRAPHS OF TEST SET UP

Spurious Radiated Emissions

Internal Antenna - Bluetooth Low Energy (1M PHY)




Figure 1 -30 MHz to 1 GHz, X Orientation




Figure 2 - 30 MHz to 1 GHz, Y Orientation




Figure 3 - 30 MHz to 1 GHz, Z Orientation



Figure 4 - 1 GHz to 18 GHz, X Orientation




Figure 5 - 1 GHz to 18 GHz, Y Orientation




Figure 6 - 1 GHz to 18 GHz, Z Orientation




Figure 7 - 18 GHz to 25 GHz, X Orientation




Figure 8 - 18 GHz to 25 GHz, Y Orientation




Figure 9, 18 GHz to 25 GHz, Z Orientation

External Antenna - Bluetooth Low Energy (1M PHY)




Figure 10 - 30 MHz to 1 GHz, X Orientation



Figure 11 - 30 MHz to 1 GHz, Y Orientation



Figure 12 - 30 MHz to 1 GHz, Z Orientation




Figure 13 - 1 GHz to 18 GHz, X Orientation




Figure 14 - 1 GHz to 18 GHz, Y Orientation




Figure 15 - 1 GHz to 18 GHz, Z Orientation




Figure 16 - 18 GHz to 25 GHz, X Orientation




Figure 17 - 18 GHz to 25 GHz, Y Orientation



Figure 18 - 18 GHz to 25 GHz, Z Orientation