

## **EXHIBIT D - TEST SETUP PHOTOGRAPHS**

---


**Conducted Emissions - Front View**




**Conducted Emissions - Side View**



**Radiated Emissions View (Below 30MHz) - Perpendicular**




**Radiated Emissions View (Below 30MHz) - Parallel**






**Radiated Emissions View (Below 30MHz) - Ground-parallel**




**Radiated Emissions View (Below 1 GHz)**




**MPE Test**

**A Side**




**B Side**



**C Side**



**D Side**





**E Side**



**F Side**

