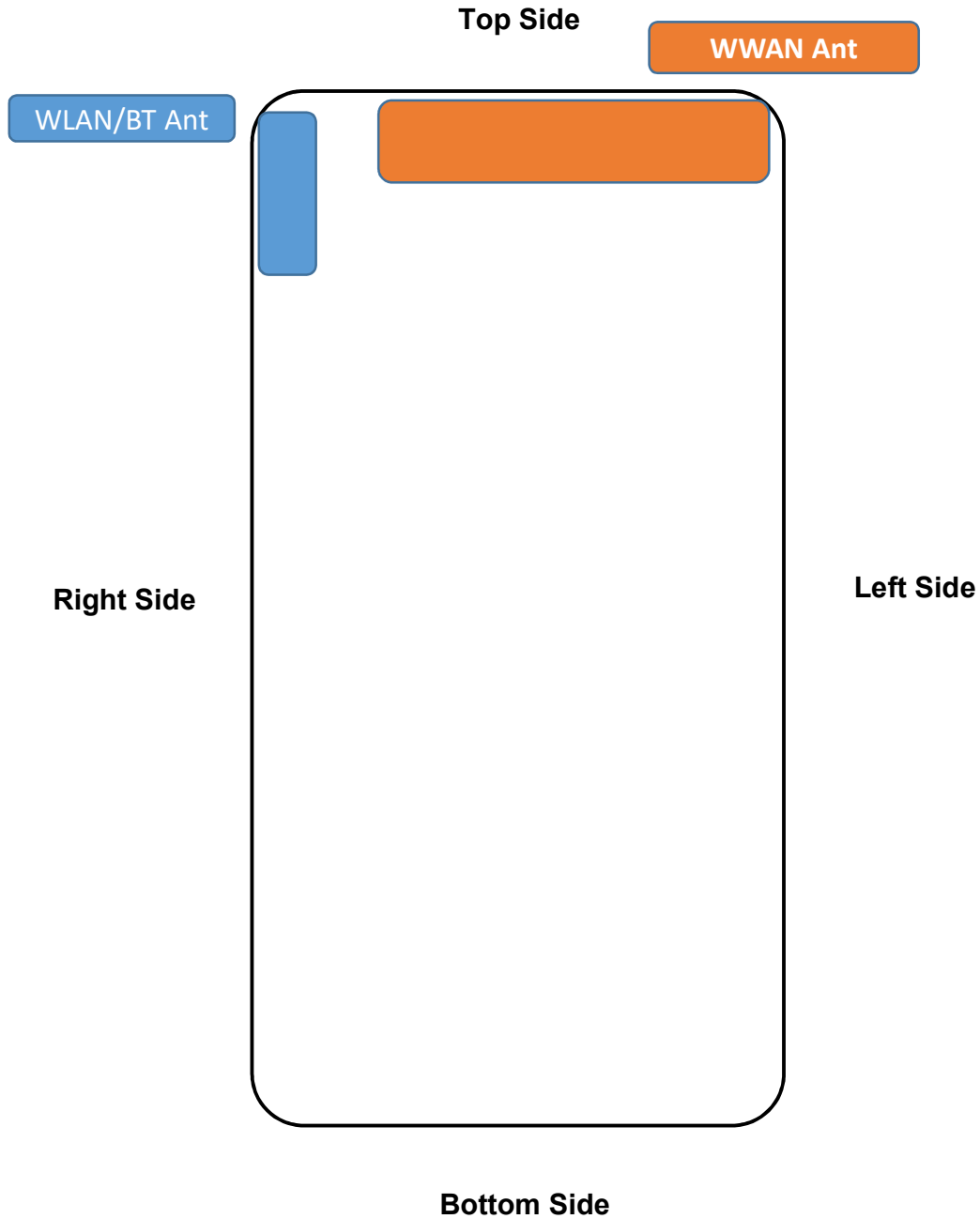


## Photographs of EUT Setup and Antenna Location

The photographs of EUT and setup for SAR testing are shown as follows.


# Antenna Location

## < Rear Face View >




Antenna	To Top Side (mm)	To Bottom Side (mm)	To Left Side (mm)	To Right Side (mm)
WWAN Ant	2.14	94.20	1.99	8.12
WLAN / BT Ant	3.00	87.75	43.75	1.13


**<Photographs of Head SAR Test Setup>**




**Right Cheek of EUT Tested at 0 mm**



**Right Tilted of EUT Tested at 0 mm**




**Left Cheek of EUT Tested at 0 mm**



**Left Tilted of EUT Tested at 0 mm**

**<Photographs of Body-worn SAR Test Setup>**




**<Photographs of Hotspot SAR Test Setup>**



**Front Face of EUT Tested at 10 mm**



**Rear Face of EUT Tested at 10 mm**



**Left Side of EUT Tested at 10 mm**



**Right Side of EUT Tested at 10 mm**



**Top Side of EUT Tested at 10 mm**