

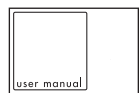
your package should contain



wireless
desktop mouse



nano
USB receiver



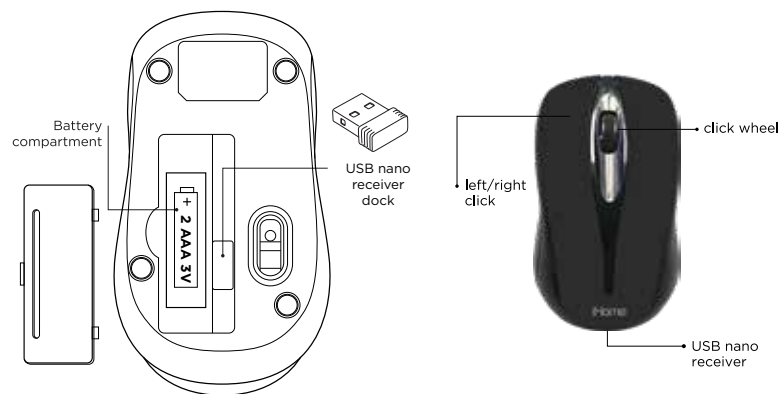
user manual
(in your hands right now)

** requires 2 AAA battery (not included)

features

- easy auto sync
- high performance optical sensor, ideal for everyday use
- nano receiver

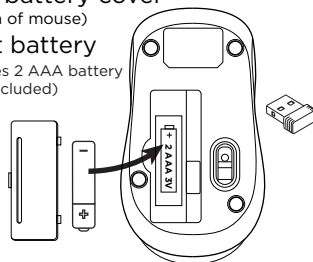
product operating tips



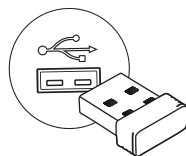
set up mouse

1. open battery cover
(bottom of mouse)
insert battery

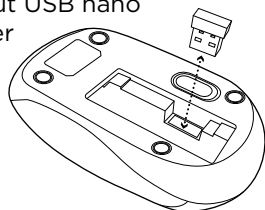
• requires 2 AAA battery
(not included)



2. connect USB nano
receiver to computer



3. take out USB nano
receiver



4. start using your mouse!



troubleshooting

situation	try this
mouse does not work	<ul style="list-style-type: none">• Ensure that the mouse is turned on.• Ensure the USB nano receiver is connected to your computer. If it is, try connecting it to a different USB port.• Ensure that the batteries are full and inserted correctly.• Ensure that the sensor on the bottom of the mouse is clean.• Restart your computer.

FCC Statement

This device complies with part 15 of the FCC Rules. Operation is subject to the following two conditions:

- (1) This device may not cause harmful interference, and
- (2) this device must accept any interference received, including interference that may cause undesired operation.

NOTE: This equipment has been tested and found to comply with the limits for a Class B digital device, pursuant to Part 15 of the FCC rules. These limits are designed to provide reasonable protection against harmful interference in a residential installation. This equipment generates, uses and can radiate radio frequency energy and if not installed and used in accordance with the instructions, may cause harmful interference to radio communications. However, there is no guarantee that interference will not occur in a particular installation. If this equipment does cause harmful interference to radio or television reception, which can be determined by turning the equipment off and on, the user is encouraged to try correct the interference by one or more of the following measures:

- Reorient or relocate the receiving antenna.
- Increase the separation between the equipment and receiver.
- Connect the equipment into an outlet on a circuit different from that to which the receiver is connected.
- Consult the dealer or an experienced radio/TV technician for help.

CAUTION: Changes or modifications not expressly approved by the party responsible for compliance could void the user's authority to operate the product. This equipment complies with FCC radiation exposure limits set forth for an uncontrolled environment. This transmitter must not be co-located or operating in conjunction with any other antenna or transmitter.

LifeWorks is not responsible for any radio or television interference caused by using other than recommended cables and connectors or by unauthorized changes or modifications to this equipment. Unauthorized changes or modifications could void the user's authority to operate the equipment. Responsible party:

LifeWorks Technology Group LLC
530 7th Ave., New York, NY 10018



Tested To Comply With FCC Standards
FOR HOME OR OFFICE USE

Mouse Devices: Health Warning

Use of a mouse may be linked to serious injuries or disorders. As in many activities, when using a computer you may experience occasional discomfort in various parts of your body. However, do not ignore symptoms such as persistent or recurring discomfort, pain, throbbing, aching, tingling, numbness, burning sensation or stiffness. Promptly see a qualified doctor, even if symptoms occur when you are not working at your computer.

There is general consensus among researchers that there may be many factors linked to the occurrence of these symptoms, including overall health, stress, physical condition and how a person positions and uses his or her body during work and other activities (including the use of a keyboard or mouse). The amount of time a person spends performing an activity may also be a factor.

If you have questions about how your own lifestyle, activities or physical condition may be related to these symptoms, see a qualified health professional.

Battery-Powered Devices

Use of disposable batteries in an improper manner may result in battery fluid leakage, overheating or explosion. Battery fluid is corrosive, may be toxic, can cause skin and eye burns, and is harmful if swallowed.

Radio Frequency Technical Specifications: 2.4 GHz Devices
Non-specific short range device. RF output power meets all SRD requirements.

Do not mix old and new batteries.

Do not mix alkaline, standard (carbon-zinc, or rechargeable (ni-cad, ni-mh, etc.) batteries.

⚠ Warning Improper setup, use and care of this product can increase the risk of serious injury death or device damage. Read and keep this guide and all other printed guides for future reference. For updated guides or replacements go to golifeworks.com

⚠ Do Not Attempt Repairs Do not attempt to take apart, open, repair, service or modify the device(s). Doing so may risk electric shock or other hazard. Evidence of any attempt to open or modify the device, including any peeling, puncture or removal of labels, will void the Limited Lifetime Warranty.

iHome

wireless desktop mouse

model #s:
2IHMS1424
2IHMS1457



quick start guide

Congratulations on the purchase of your new iHome wireless desktop mouse

This product comes with a limited lifetime warranty. Before using your product, please thoroughly read and follow the instructions inside this manual.

If you still need help, see the back page for other support options.

System Requirements:

- Windows® 2000, Windows® XP, Windows® Vista, Windows® 7-10 or later
- Mac® OSX 10.0 or later
- Must have USB port

Printed in China

2022 © Lifeworks Technology Group LLC. New York, NY 10018. iHome is a registered trademark of SDI Technologies Inc., used under license. Windows, 2000, XP, Vista, Windows 7, and Windows 8 are registered trademarks or trademarks of Microsoft Corporation in the United States and/or other countries.

Mac is a trademark of Apple Inc., registered in the U.S. and other countries. All other brands and logos are trademarks of their respective companies.

Technical Support
for technical support
(877) LIFE-540 (877-543-3540)