

# C-93 Bluetooth Speaker Instructions

## A charge

External DC 5V native charging, charging LED lights lit.

Second, power on / off

Switch to the "ON" position for power, appropriated: "OFF" position for the shutdown.


Third, the key operation

1, LED (LED key)


Press LED button to switch the LED light effect switched.


2, MODE (Mode button)

In any state press MODE button for the mode switch, press and invalid.

3,  (play - pause / call key)

This contains the function keys are: Play, Pause, and Bluetooth phone.


◆ In MP3 / FM / TF / AUX mode, short press  key to pause music, press again to replay the music.

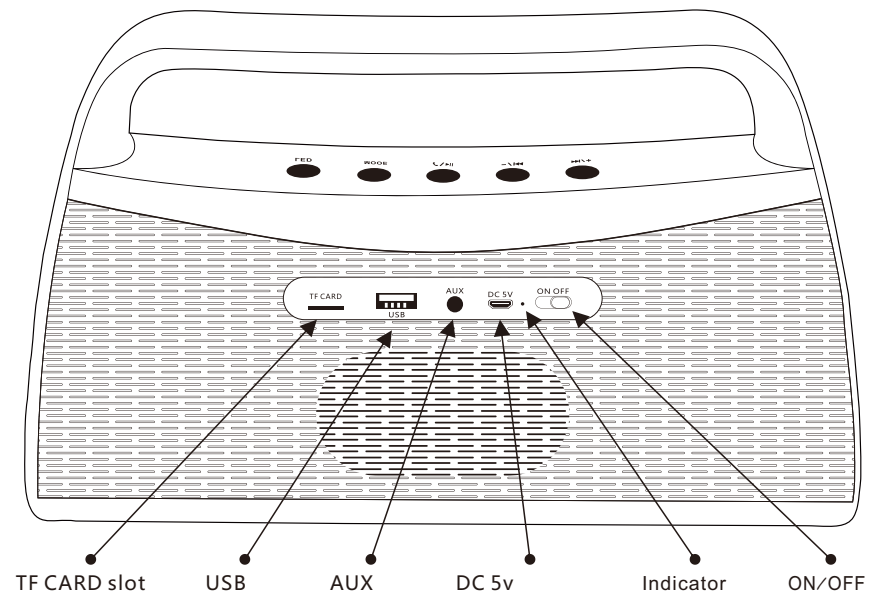
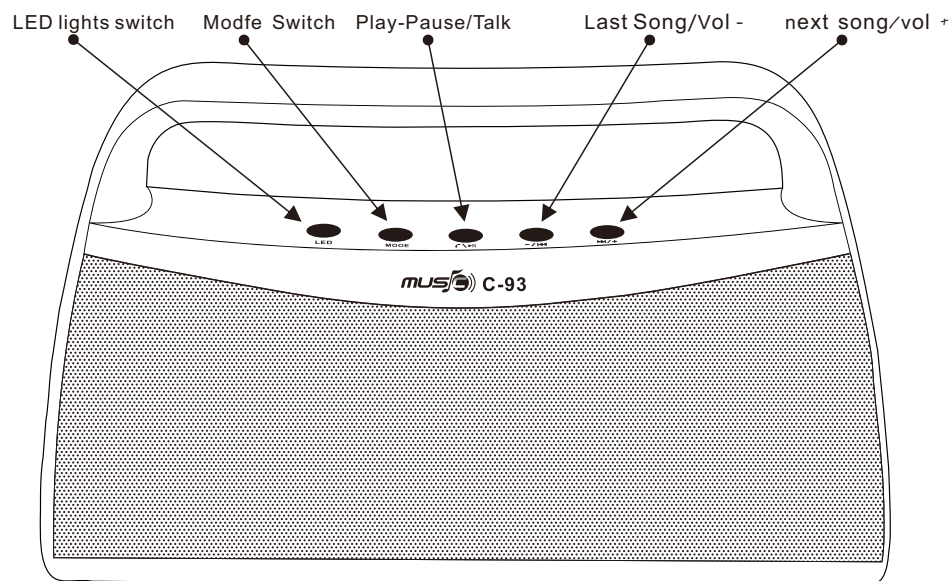
◆ In the FM  mode, press the button to automatically search for channels, press again to stop searching.

◆ After a successful Bluetooth connection, press to redial the last phone numbers dialed.

◆ In the call state (ring, no answer the phone state), short press key to answer a call, press to reject a call.

◆'re on the phone in the state, short press key to switch to the phone to answer, press again to switch back to the machine answer.

◆ In the line is busy, press the button  to end the call.



4,  ( Last Song/Vol - )

◆ In MP3 / FM Bluetooth playback mode, short press on a button to switch to playback.

◆ In MP3 / FM / AUX / Bluetooth playback and phone call status, long press the key to decrease the volume.

5,  ( next song/vol + )

◆ In MP3 / FM Bluetooth playback mode, short press key to switch to the next track to play.

◆ In MP3 / FM / AUX / Bluetooth playback and phone call status, long press the key to increase the volume.

FCC Statement:

This device complies with Part 15 of the FCC Rules. Operation is subject to the following two conditions: (1) this device may not cause harmful interference, and (2) this device must accept any interference received, including interference that may cause undesired operation.

Changes or modifications not expressly approved by the party responsible for compliance could void the user's authority to operate the equipment.

This device has been tested and found to comply with the limits for a Class B digital device, pursuant to part 15 of the FCC Rules. These limits are designed to provide reasonable protection against harmful interference in a residential installation.

This equipment generates, uses and can radiate radio frequency energy and, if not installed and used in accordance with the instructions, may cause harmful interference to radio communications.

However, there is no guarantee that interference will not occur in a particular installation. If this equipment does cause harmful interference to radio or television reception, which can be determined by turning the equipment off and on, the user is encouraged to try to correct the interference by one or more of the following measures:

- Reorient or relocate the receiving antenna.
- Increase the separation between the equipment and receiver.
- Connect the equipment into an outlet on a circuit different from that to which the receiver is connected.
- Consult the dealer or an experienced radio/TV technician for help.