

1. Photographs of Conducted Emissions Test Configuration

Adapter Mode


Front view



Side view



Under table view



USB Mode




Front view

Side view



Under table view




2. Photographs of Radiated Emissions Test Configuration


For radiated emissions 30MHz~1GHz

Adapter Mode


Front view



Rear view



USB Mode




Front view



Rear view

**For radiated emissions above 1GHz
Adapter Mode**

Front view



Rear view



————THE END————