

TECKNET

Wireless Mouse



Model: TK-MS006

User Manual

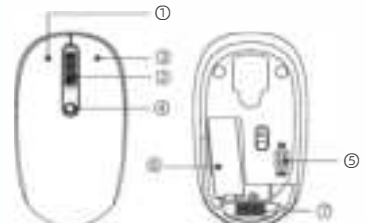
EN

Thank you for purchasing TECKNET wireless mouse. Please read this User Manual thoroughly before use of the product and retain it for future reference. If you have any problem using this product, please contact us by email at support@tecknetonline.com.

Package Contents



Product Overview



- ① Left Click Button
- ② Scroll Wheel
- ③ Right Click Button
- ④ DPI Button
- ⑤ On/Off Switch
- ⑥ Battery Compartment
- ⑦ USB Receiver

EN-01

Specifications

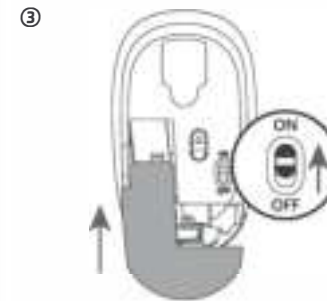
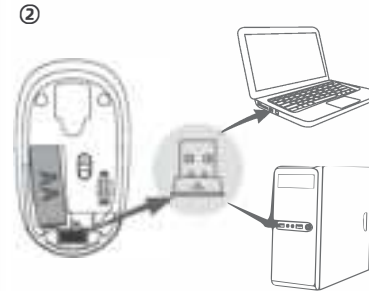
- 1. Working Voltage: 1.5V
- 2. Working Current: 12mA
- 3. Operating Frequency: 2.4GHz
- 4. Transmission Power: 0 dBm
- 5. Systems Compatible: Windows 2000/ME/XP (x64)/Vista/7/8/10/11, macOS X10.4 or later

How to Use

- ① Open the battery cover at the bottom of the mouse. Insert 1 AA battery into the mouse referring to the polarity instructions.
- ② Take out the USB receiver and plug it into a USB-A port on your computer.
- ③ Replace the battery cover. Turn on the mouse and it's ready to go.



EN-02



EN-03

To Change DPI

Press the DPI button to cycle through 3 DPI levels.

Solutions for Connectivity Issues

- 1. Unplug the USB receiver and plug it back in.
- 2. Take out the battery and install it back in the correct polarity direction.
- 3. Turn on the mouse within 20 sec and it will work normally.

SIMPLIFIED EU DECLARATION OF CONFORMITY

Hereby, Shenzhen Unichain Technology Co., Ltd declares that the product type TK-MS006 is in compliance with Directive 2014/53/EU. The full text of the EU declaration of conformity is available at the following internet address: <https://eu.tecknetonline.com/>

EN-04

IMPORTANT SAFETY INSTRUCTIONS-CAREFULLY FOLLOW THESE INSTRUCTIONS.

- 1. RETAIN THESE INSTRUCTIONS - This sheet contains important safety and operating instructions.
- 2. Before using the product, read all instructions and caution markings on the product, accessories, and device.
- 3. This appliance is not intended for use by persons (including children) with reduced physical, sensory or mental capabilities, or lack of experience and knowledge, unless they have been given supervision or instruction concerning use of the appliance by a person responsible for their safety.
- 4. Children should be supervised to ensure that they do not play with the appliance.
- 5. Keep the product away from the fire to avoid an explosion.
- 6. For proper insertion, please observe polarity indicators (+/-).
- 7. Remove the batteries if the product is not going to be used for a long period.
- 8. Do not place the product in or near an inflammable, explosive, or hazardous object.
- 9. Do not operate the product if it has been damaged in any way.
- 10. Do not disassemble the product. Disassembly may result in a risk of safety hazards.
- 11. Do not throw or shake the product.
- 12. Do not place the product in or near water, rain, excess moisture, or extreme heat.

EN-05

FCC STATEMENT:

This device complies with Part 15 of the FCC Rules. Operation is subject to the following two conditions:
(1) This device may not cause harmful interference, and (2) this device must accept any interference received, including interference that may cause undesired operation.

NOTE 1: This equipment has been tested and found to comply with the limits for a Class B digital device, pursuant to part 15 of the FCC Rules. These limits are designed to provide reasonable protection against harmful interference in a residential installation. This equipment generates, uses and can radiate radio frequency energy and, if not installed and used in accordance with the instructions, may cause harmful interference to radio communications. However, there is no guarantee that interference will not occur in a particular installation. If this equipment does cause harmful interference to radio or television reception, which can be determined by turning the equipment off and on, the user is encouraged to try to correct the interference by one or more of the following measures:
- Reorient or relocate the receiving antenna.
- Increase the separation between the equipment and receiver.
- Connect the equipment into an outlet on a circuit different from that to which the receiver is connected.

EN-06

-Consult the dealer or an experienced radio/TV technician for help.

NOTE 2: Any changes or modifications to this unit not expressly approved by the party responsible for compliance could void the user's authority to operate the equipment.

The device has been evaluated to meet general RF exposure requirement. The device can be used in portable exposure condition without restriction.

Correct Disposal of This Product:

(Waste Electrical& Electronic Equipment)
This Marking shown on the product or its literature, indicate that it should not be disposed with other household wastes at the end of its working life.
To prevent possible harm to the environment or human health from uncontrolled waste disposal, please separate this from other types of wastes and recycle it responsibly to promote the sustainable reuse of material resources. Household user should contact either the retailer where they purchased this product, or their local government office, for details of where and how they can take this item for environmentally safe recycling.
Business users should contact their supplier and check the terms and conditions of the purchase contract. This product should not be mixed with other commercial wastes for disposal.

EN-07

Limited 12-Month Warranty

What this warranty covers.

Shenzhen Unichain Technology Co., Ltd (Manufacturer: "Unichain") warrants to the original purchaser of this TeckNet product that the product shall be free of defects in design, assembly, material, or workmanship.

What the period of coverage is.

Unichain warrants the TECKNET product for **12 Months**.

What will we do to correct problems?

Unichain will repair or replace, at its option, any defective product free of charge (except for shipping charges for the product).

What is not covered by this warranty?

All above warranties are null and void if the TeckNet product is not provided to Unichain for inspection upon Unichain's request at the sole expense of the purchaser, or if Unichain determines that the TeckNet product has been improperly installed, altered in any way, or tampered with. The TeckNet Product Warranty does not protect against acts of God such as flood, earthquake, lightning, war, vandalism, theft, normal-use wear and tear, erosion, depletion, obsolescence, abuse, damage due to low voltage disturbances (e.g. brownouts or sags), non-authorized program, or system equipment modification or alteration.

EN-08

How to claim the warranty

Please contact retailers or visit TECKNET website or email support@tecknetonline.com for more information. To extend the warranty period, please visit TECKNET website and register your TECKNET products within **90 days** of purchase.

Disclaimer

Every effort has been made to ensure that the information and procedures in this guide are accurate and complete, no liability can be accepted for any errors or omissions and we reserve the right to make any changes without further notice to any products mentioned herein.

EN-09