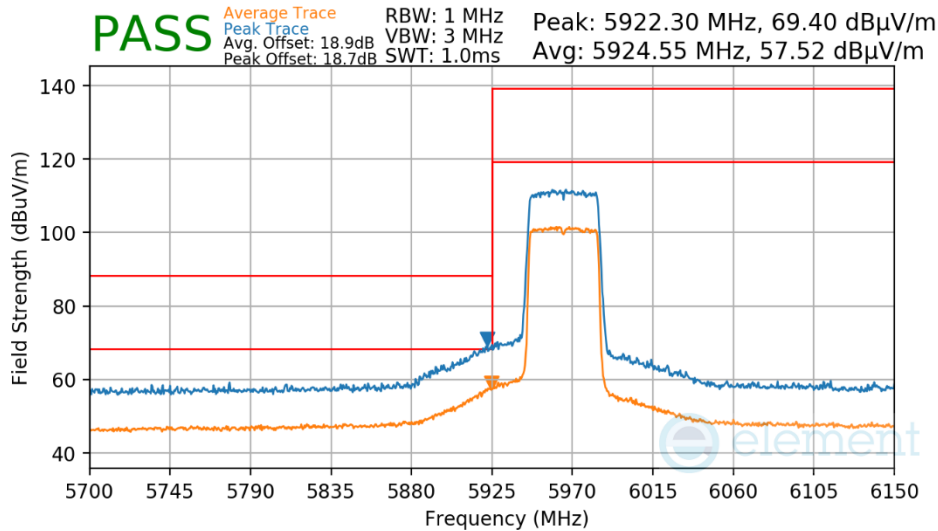


7.7.11 Antenna WF2a Radiated Band Edge Measurements (40MHz BW)

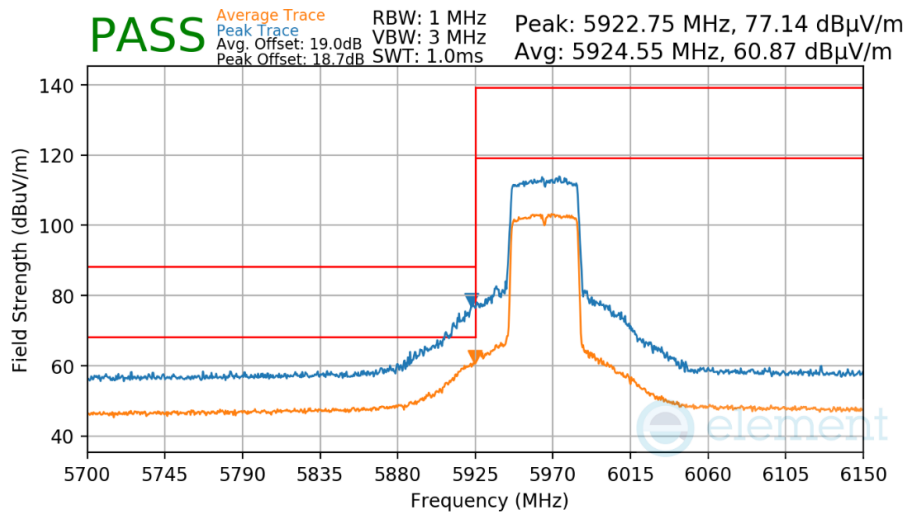
\$15.407(b.1)(b.2) \$15.205 \$15.209; RSS-Gen [8.9]

Worst Case Mode:	802.11ax
Worst Case Transfer Rate:	MCS2
Distance of Measurements:	3 Meters
Operating Frequency:	5965MHz
Channel:	3



Plot 7-1465. Antenna WF2a Radiated Lower Band Edge (Peak & Average – UNII Band 5)

Worst Case Mode:	802.11ax
Worst Case Transfer Rate:	MCS4
Distance of Measurements:	3 Meters
Operating Frequency:	5965MHz
Channel:	3

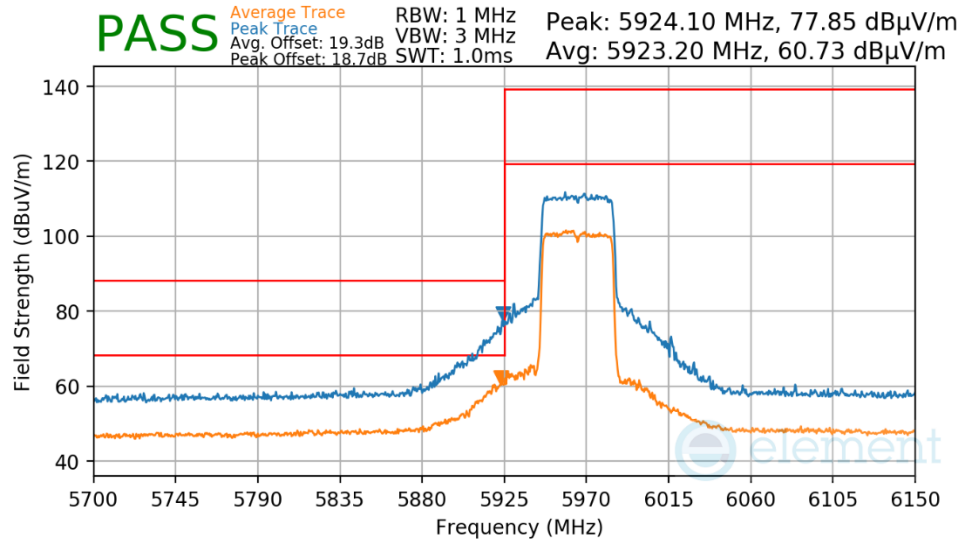


Plot 7-1466. Antenna WF2a Radiated Lower Band Edge (Peak & Average – UNII Band 5)

FCC ID: BCGA2898 IC: 579C-A2898		MEASUREMENT REPORT (CERTIFICATION)	Approved by: Technical Manager
Test Report S/N: 1C2311270065-13-R2.BCG	Test Dates: 12/1/2023 - 04/04/2024	EUT Type: Tablet Device	Page 485 of 552

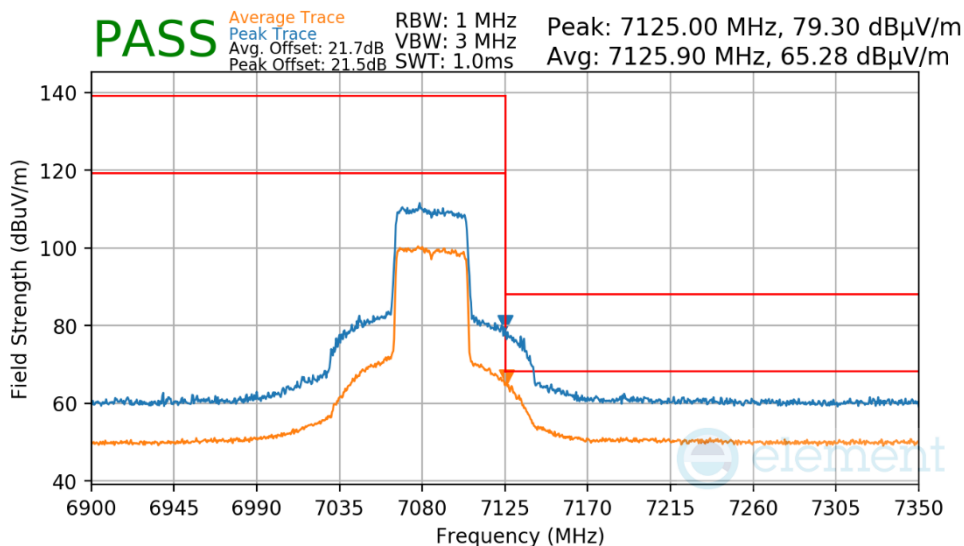
V 10.5 12/15/2021

Worst Case Mode: 802.11ax
 Worst Case Transfer Rate: MCS11
 Distance of Measurements: 3 Meters
 Operating Frequency: 5965MHz
 Channel: 3



Plot 7-1467. Antenna WF2a Radiated Lower Band Edge (Peak & Average – UNII Band 5)

Worst Case Mode: 802.11ax
 Worst Case Transfer Rate: MCS2
 Distance of Measurements: 3 Meters
 Operating Frequency: 7085MHz
 Channel: 227

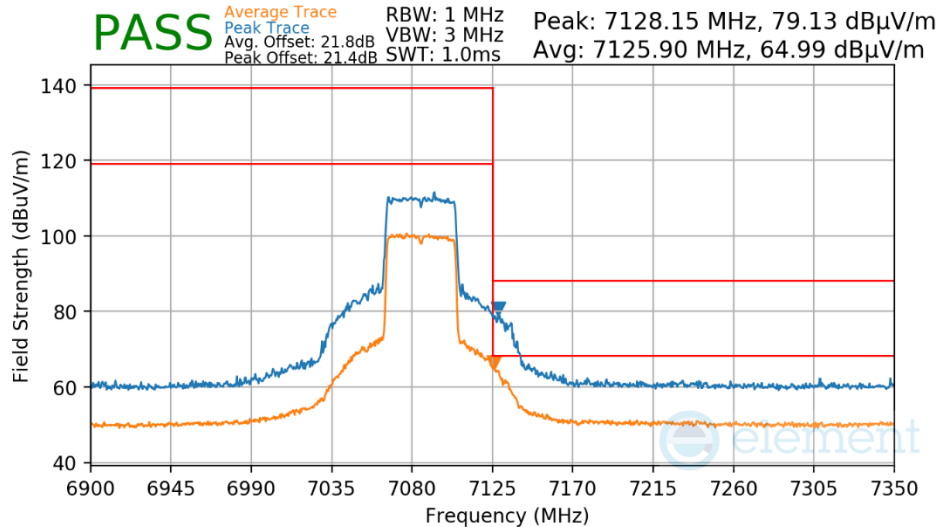


Plot 7-1468. Antenna WF2a Radiated Upper Band Edge (Peak & Average – UNII Band 8)

FCC ID: BCGA2898 IC: 579C-A2898		MEASUREMENT REPORT (CERTIFICATION)	Approved by: Technical Manager
Test Report S/N: 1C2311270065-13-R2.BCG	Test Dates: 12/1/2023 - 04/04/2024	EUT Type: Tablet Device	Page 486 of 552

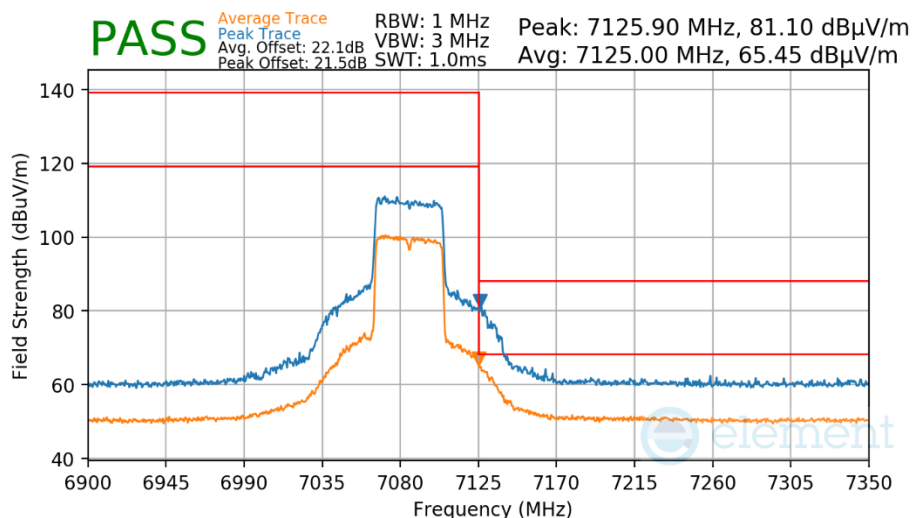
V 10.5 12/15/2021

Worst Case Mode: 802.11ax
 Worst Case Transfer Rate: MCS4
 Distance of Measurements: 3 Meters
 Operating Frequency: 7085MHz
 Channel: 227



Plot 7-1469. Antenna WF2a Radiated Upper Band Edge (Peak & Average – UNII Band 8)

Worst Case Mode: 802.11ax
 Worst Case Transfer Rate: MCS11
 Distance of Measurements: 3 Meters
 Operating Frequency: 7085MHz
 Channel: 227



Plot 7-1470. Antenna WF2a Radiated Upper Band Edge (Peak & Average – UNII Band 8)

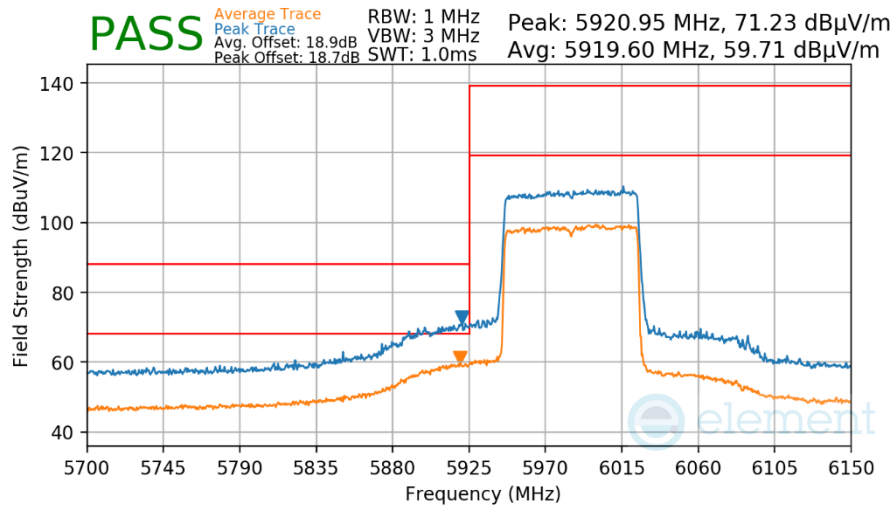
FCC ID: BCGA2898 IC: 579C-A2898		MEASUREMENT REPORT (CERTIFICATION)	Approved by: Technical Manager
Test Report S/N: 1C2311270065-13-R2.BCG	Test Dates: 12/1/2023 - 04/04/2024	EUT Type: Tablet Device	Page 487 of 552

V 10.5 12/15/2021

7.7.12 Antenna WF2a Radiated Band Edge Measurements (80MHz BW)

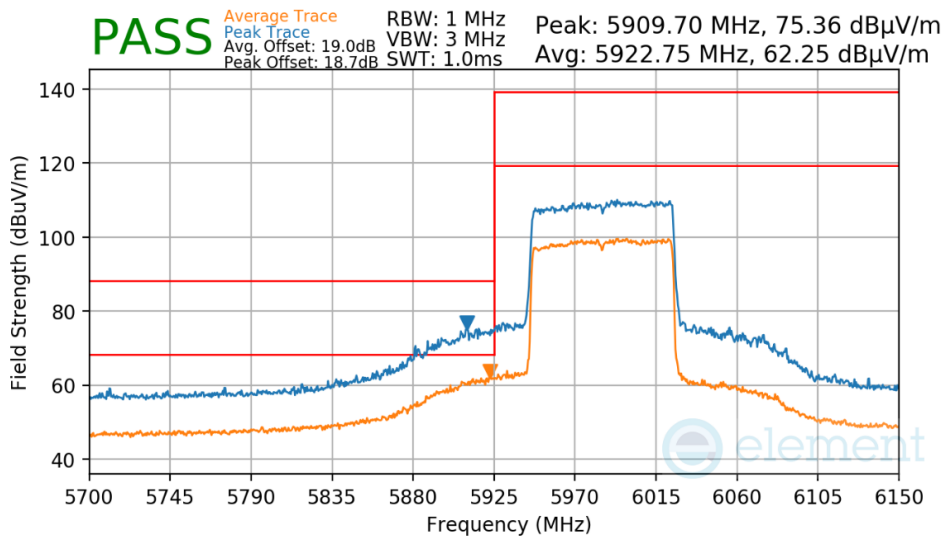
\$15.407(b.1)(b.2) \$15.205 \$15.209; RSS-Gen [8.9]

Worst Case Mode:	802.11ax
Worst Case Transfer Rate:	MCS2
Distance of Measurements:	3 Meters
Operating Frequency:	5985MHz
Channel:	7



Plot 7-1471. Antenna WF2a Radiated Lower Band Edge (Peak & Average – UNII Band 5)

Worst Case Mode:	802.11ax
Worst Case Transfer Rate:	MCS4
Distance of Measurements:	3 Meters
Operating Frequency:	5985MHz
Channel:	7

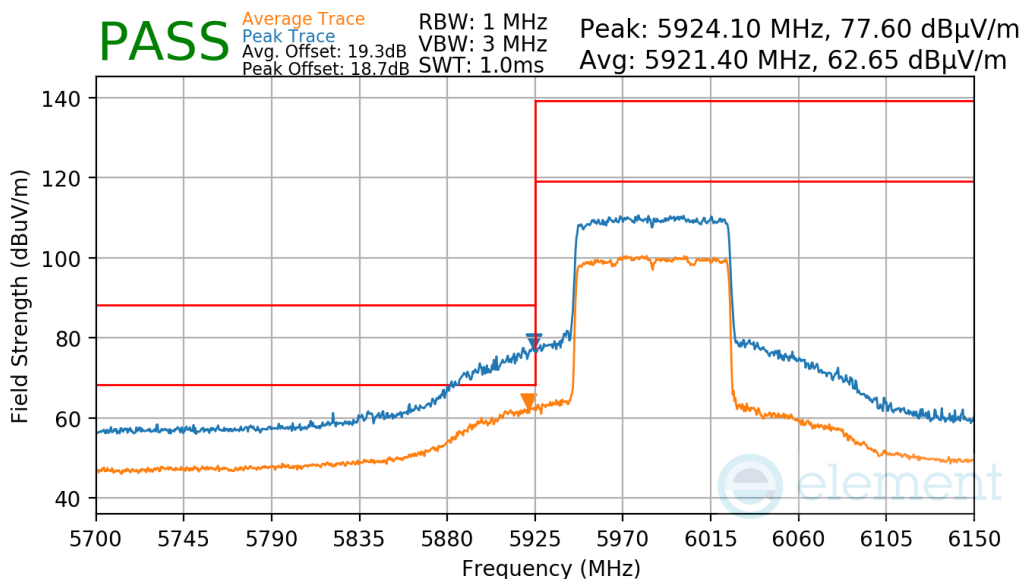


Plot 7-1472. Antenna WF2a Radiated Lower Band Edge (Peak & Average – UNII Band 5)

FCC ID: BCGA2898 IC: 579C-A2898		MEASUREMENT REPORT (CERTIFICATION)	Approved by: Technical Manager
Test Report S/N: 1C2311270065-13-R2.BCG	Test Dates: 12/1/2023 - 04/04/2024	EUT Type: Tablet Device	Page 488 of 552

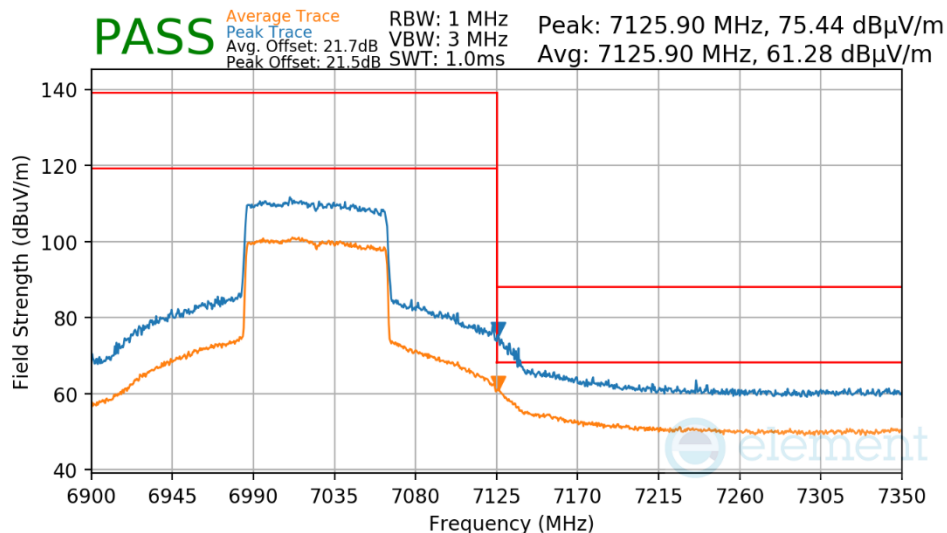
V 10.5 12/15/2021

Worst Case Mode: 802.11ax
 Worst Case Transfer Rate: MCS11
 Distance of Measurements: 3 Meters
 Operating Frequency: 5985MHz
 Channel: 7




Plot 7-1473. Antenna WF2a Radiated Lower Band Edge (Peak & Average – UNII Band 5)

Worst Case Mode: 802.11ax
 Worst Case Transfer Rate: MCS2
 Distance of Measurements: 3 Meters
 Operating Frequency: 7025MHz
 Channel: 215

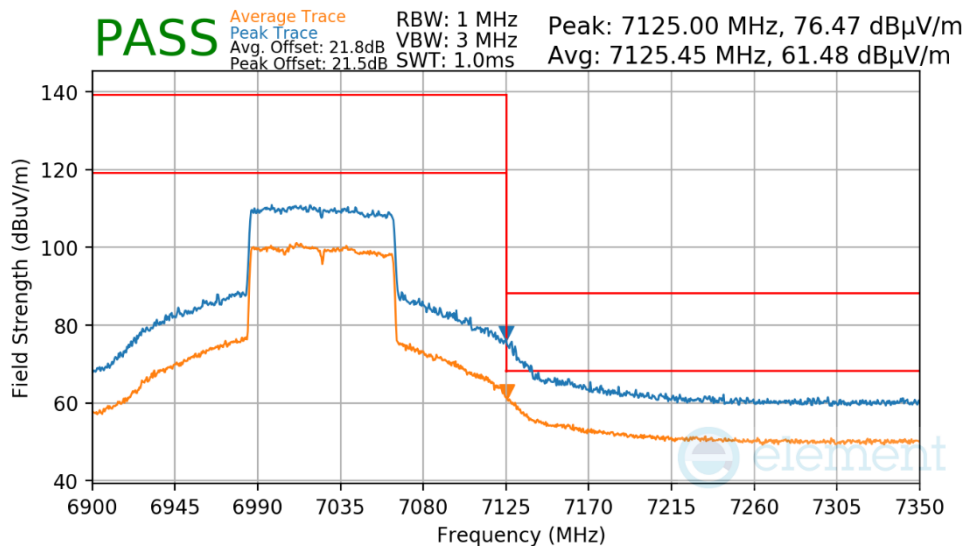


Plot 7-1474. Antenna WF2a Radiated Upper Band Edge (Peak & Average – UNII Band 8)

FCC ID: BCGA2898 IC: 579C-A2898		MEASUREMENT REPORT (CERTIFICATION)	Approved by: Technical Manager
Test Report S/N: 1C2311270065-13-R2.BCG	Test Dates: 12/1/2023 - 04/04/2024	EUT Type: Tablet Device	Page 489 of 552

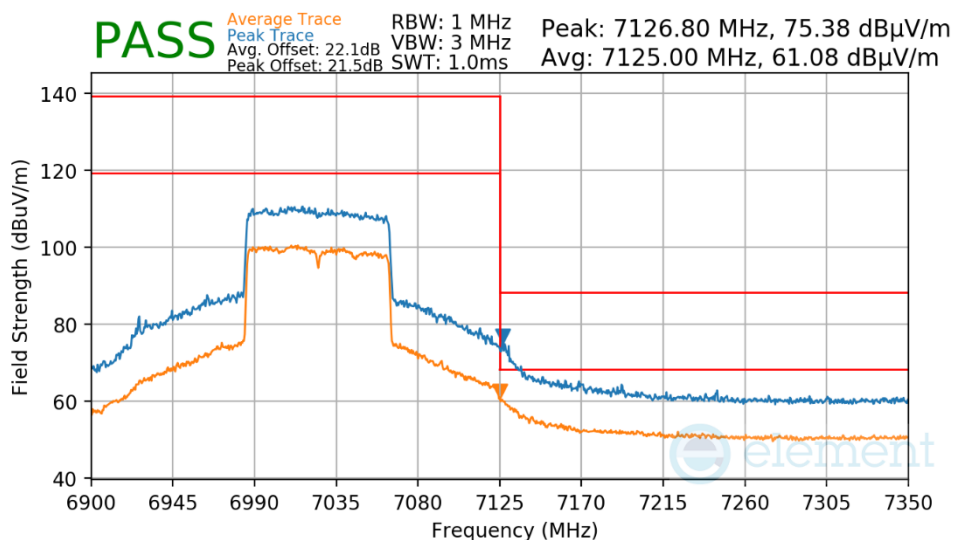
V 10.5 12/15/2021

Worst Case Mode: 802.11ax
Worst Case Transfer Rate: MCS4
Distance of Measurements: 3 Meters
Operating Frequency: 7025MHz
Channel: 215



Plot 7-1475. Antenna WF2a Radiated Upper Band Edge (Peak & Average – UNII Band 8)

Worst Case Mode: 802.11ax
Worst Case Transfer Rate: MCS11
Distance of Measurements: 3 Meters
Operating Frequency: 7025MHz
Channel: 215



Plot 7-1476. Antenna WF2a Radiated Upper Band Edge (Peak & Average – UNII Band 8)

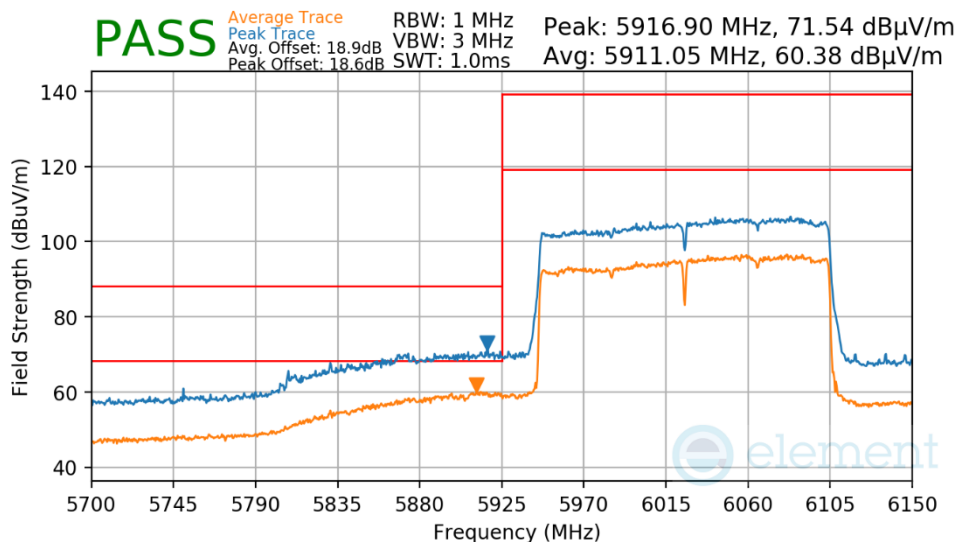
FCC ID: BCGA2898 IC: 579C-A2898		MEASUREMENT REPORT (CERTIFICATION)	Approved by: Technical Manager
Test Report S/N: 1C2311270065-13-R2.BCG	Test Dates: 12/1/2023 - 04/04/2024	EUT Type: Tablet Device	Page 490 of 552

V 10.5 12/15/2021

7.7.13 Antenna WF2a Radiated Band Edge Measurements (160MHz BW)

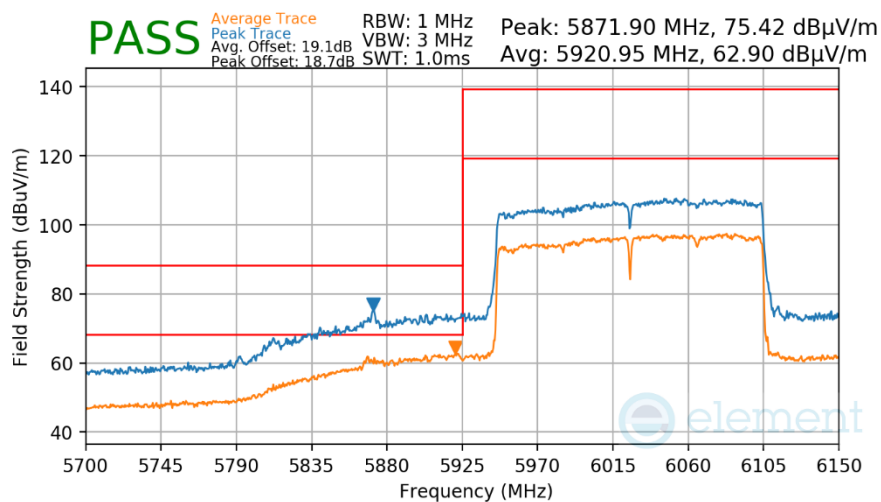
\$15.407(b.1)(b.2) \$15.205 \$15.209; RSS-Gen [8.9]

Worst Case Mode:	802.11ax
Worst Case Transfer Rate:	MCS2
Distance of Measurements:	3 Meters
Operating Frequency:	6025MHz
Channel:	15



Plot 7-1477. Antenna WF2a Radiated Lower Band Edge (Peak & Average – UNII Band 5)

Worst Case Mode:	802.11ax
Worst Case Transfer Rate:	MCS4
Distance of Measurements:	3 Meters
Operating Frequency:	6025MHz
Channel:	15

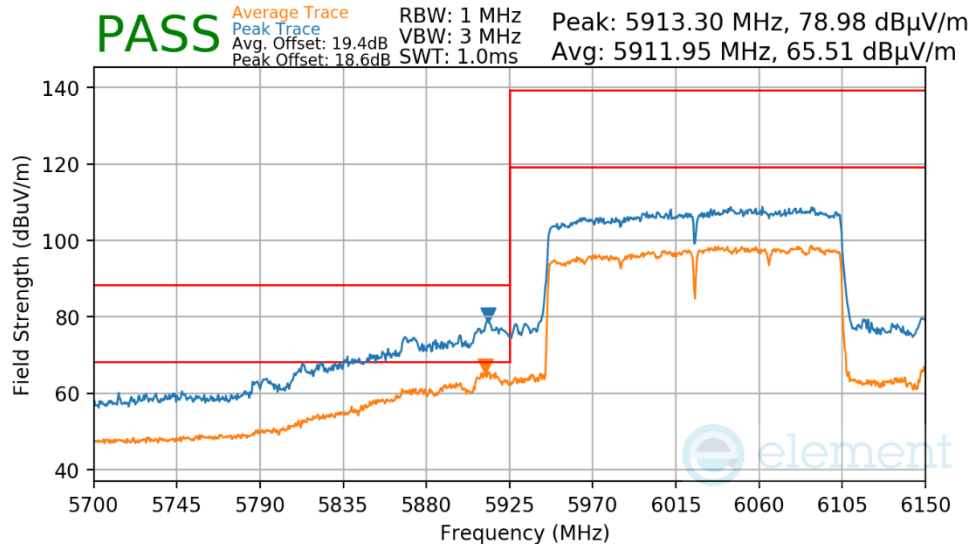


Plot 7-1478. Antenna WF2a Radiated Lower Band Edge (Peak & Average – UNII Band 5)

FCC ID: BCGA2898 IC: 579C-A2898		MEASUREMENT REPORT (CERTIFICATION)	Approved by: Technical Manager
Test Report S/N: 1C2311270065-13-R2.BCG	Test Dates: 12/1/2023 - 04/04/2024	EUT Type: Tablet Device	Page 491 of 552

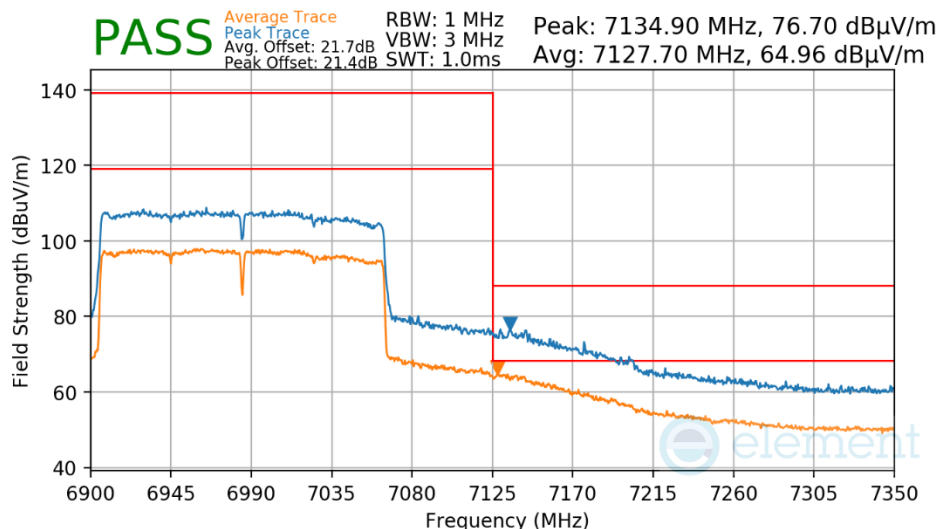
V 10.5 12/15/2021

Worst Case Mode: 802.11ax
 Worst Case Transfer Rate: MCS11
 Distance of Measurements: 3 Meters
 Operating Frequency: 6025MHz
 Channel: 15



Plot 7-1479. Antenna WF2a Radiated Lower Band Edge (Peak & Average – UNII Band 5)

Worst Case Mode: 802.11ax
 Worst Case Transfer Rate: MCS2
 Distance of Measurements: 3 Meters
 Operating Frequency: 6985MHz
 Channel: 207

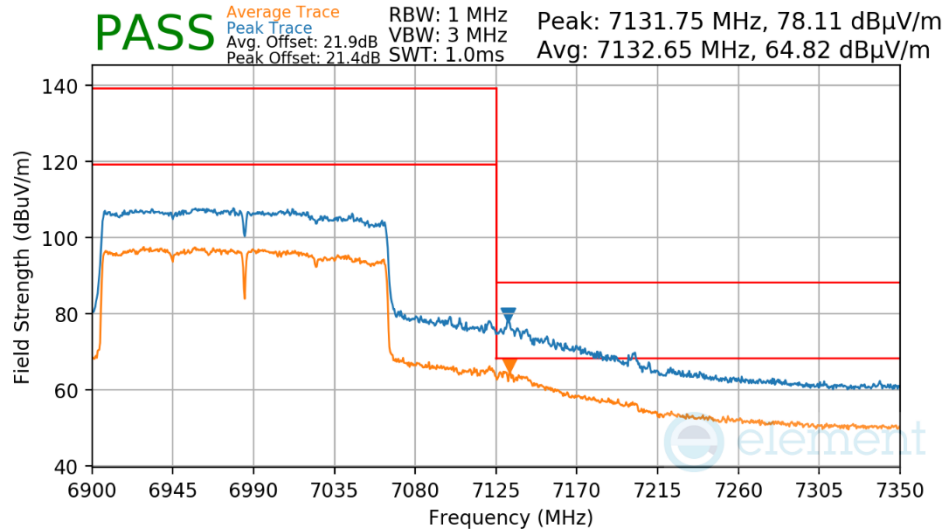


Plot 7-1480. Antenna WF2a Radiated Upper Band Edge (Peak & Average – UNII Band 8)

FCC ID: BCGA2898 IC: 579C-A2898		MEASUREMENT REPORT (CERTIFICATION)	Approved by: Technical Manager
Test Report S/N: 1C2311270065-13-R2.BCG	Test Dates: 12/1/2023 - 04/04/2024	EUT Type: Tablet Device	Page 492 of 552

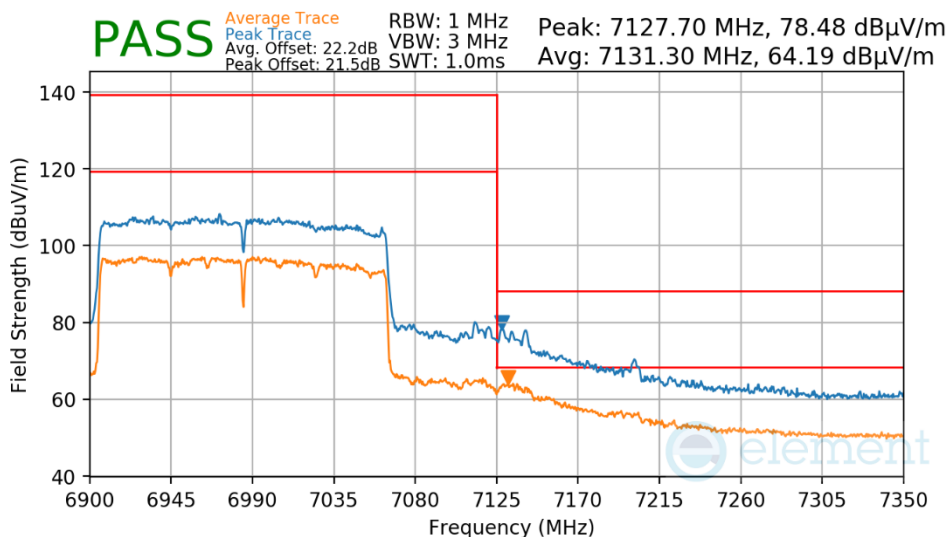
V 10.5 12/15/2021

Worst Case Mode: 802.11ax
 Worst Case Transfer Rate: MCS4
 Distance of Measurements: 3 Meters
 Operating Frequency: 6985MHz
 Channel: 207



Plot 7-1481. Antenna WF2a Radiated Upper Band Edge (Peak & Average – UNII Band 8)

Worst Case Mode: 802.11ax
 Worst Case Transfer Rate: MCS11
 Distance of Measurements: 3 Meters
 Operating Frequency: 6985MHz
 Channel: 207



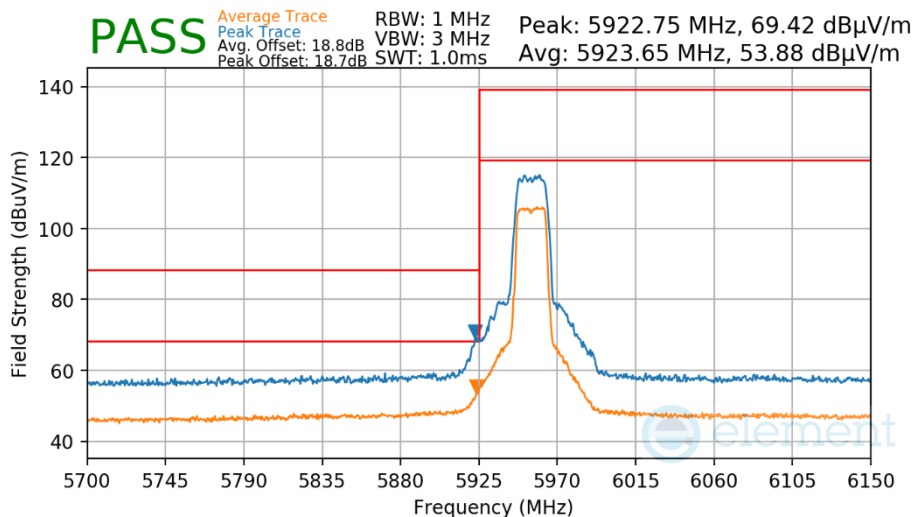
Plot 7-1482. Antenna WF2a Radiated Upper Band Edge (Peak & Average – UNII Band 8)

FCC ID: BCGA2898 IC: 579C-A2898		MEASUREMENT REPORT (CERTIFICATION)	Approved by: Technical Manager
Test Report S/N: 1C2311270065-13-R2.BCG	Test Dates: 12/1/2023 - 04/04/2024	EUT Type: Tablet Device	Page 493 of 552

7.7.14 Antenna WF7b Radiated Band Edge Measurements (20MHz BW)

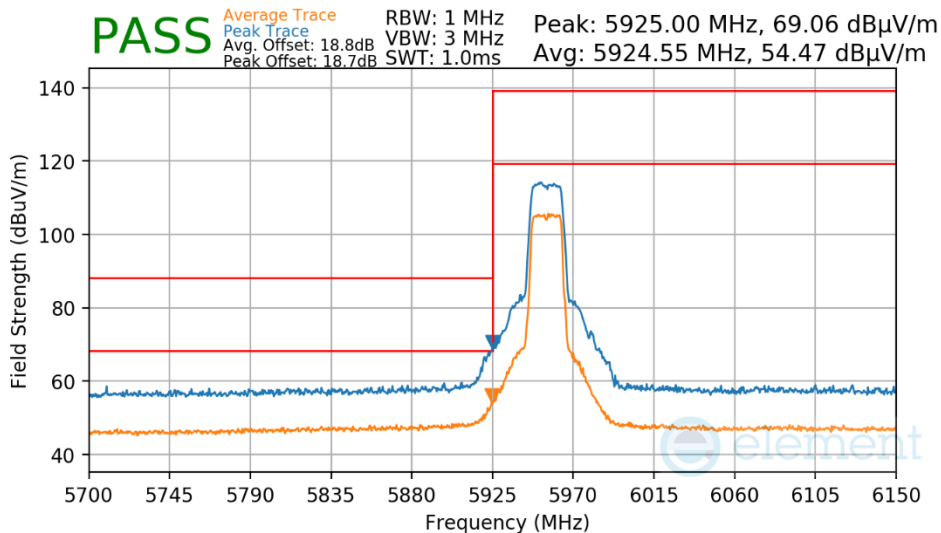
\$15.407(b.1)(b.2) \$15.205 \$15.209; RSS-Gen [8.9]; RSS-Gen [8.9]

Worst Case Mode:	802.11a
Worst Case Transfer Rate:	12Mbps
Distance of Measurements:	3 Meters
Operating Frequency:	5955MHz
Channel:	1




Plot 7-1483. Antenna WF7b Radiated Lower Band Edge (Peak/Average – UNII Band 5)

Worst Case Mode:	802.11a
Worst Case Transfer Rate:	24Mbps
Distance of Measurements:	3 Meters
Operating Frequency:	5955MHz
Channel:	1

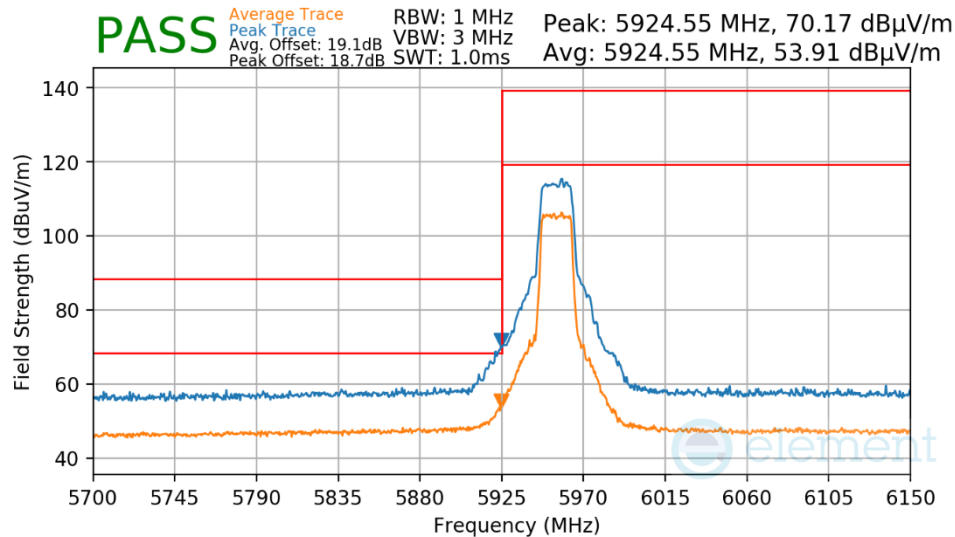


Plot 7-1484. Antenna WF7b Radiated Lower Band Edge (Peak/Average – UNII Band 5)

FCC ID: BCGA2898 IC: 579C-A2898		MEASUREMENT REPORT (CERTIFICATION)	Approved by: Technical Manager
Test Report S/N: 1C2311270065-13-R2.BCG	Test Dates: 12/1/2023 - 04/04/2024	EUT Type: Tablet Device	Page 494 of 552

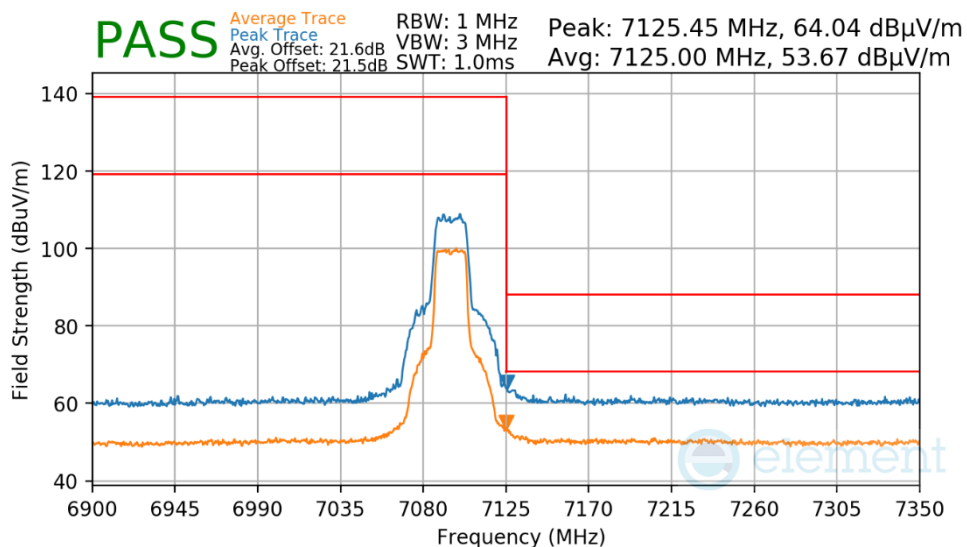
V 10.5 12/15/2021

Worst Case Mode: 802.11a
 Worst Case Transfer Rate: 54Mbps
 Distance of Measurements: 3 Meters
 Operating Frequency: 5955MHz
 Channel: 1



Plot 7-1485. Antenna WF7b Radiated Lower Band Edge (Peak/Average – UNII Band 5)

Worst Case Mode: 802.11a
 Worst Case Transfer Rate: 12Mbps
 Distance of Measurements: 3 Meters
 Operating Frequency: 7095MHz
 Channel: 229

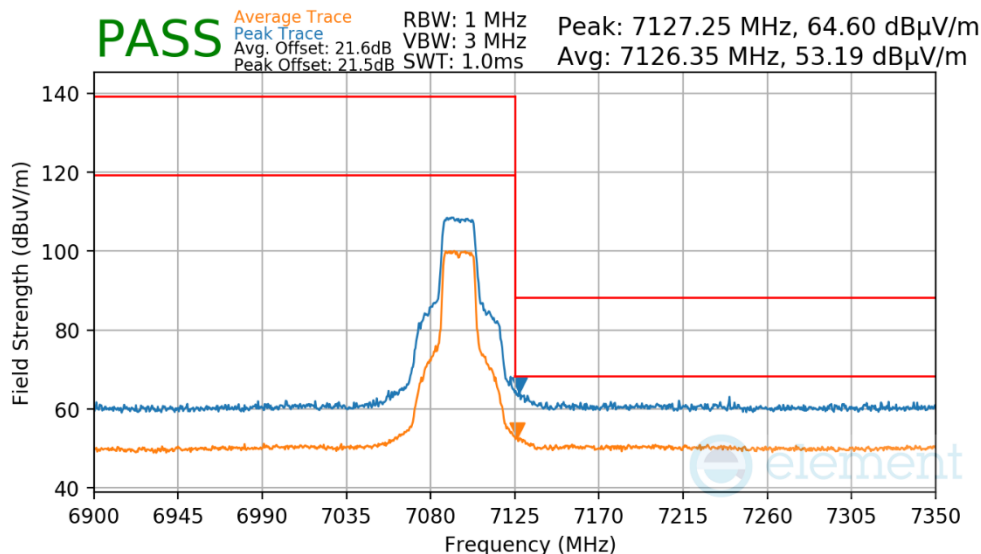


Plot 7-1486. Antenna WF7b Radiated Upper Band Edge (Peak/Average – UNII Band 8)

FCC ID: BCGA2898 IC: 579C-A2898		MEASUREMENT REPORT (CERTIFICATION)	Approved by: Technical Manager
Test Report S/N: 1C2311270065-13-R2.BCG	Test Dates: 12/1/2023 - 04/04/2024	EUT Type: Tablet Device	Page 495 of 552

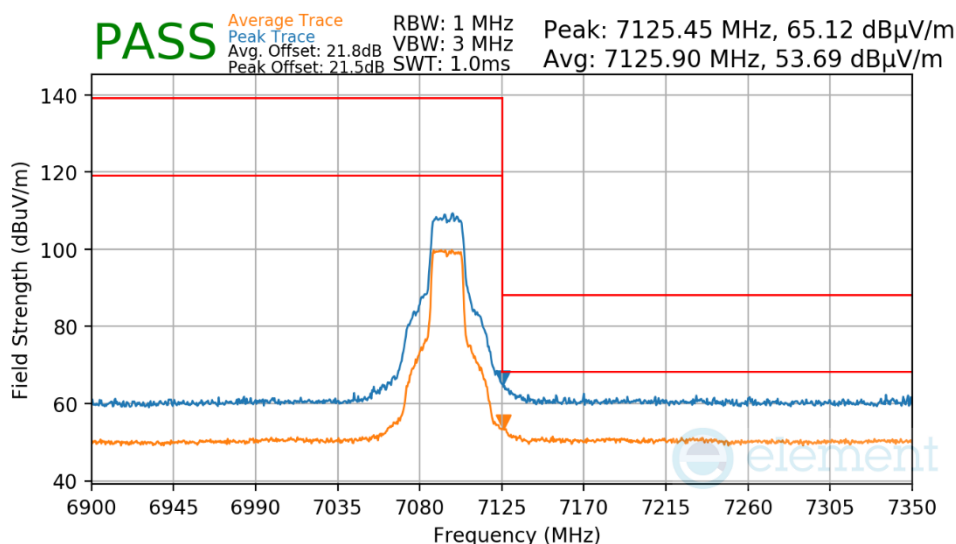
V 10.5 12/15/2021

Worst Case Mode: 802.11a
 Worst Case Transfer Rate: 24Mbps
 Distance of Measurements: 3 Meters
 Operating Frequency: 7095MHz
 Channel: 229



Plot 7-1487. Antenna WF7b Radiated Upper Band Edge (Peak/Average – UNII Band 8)

Worst Case Mode: 802.11a
 Worst Case Transfer Rate: 54Mbps
 Distance of Measurements: 3 Meters
 Operating Frequency: 7095MHz
 Channel: 229

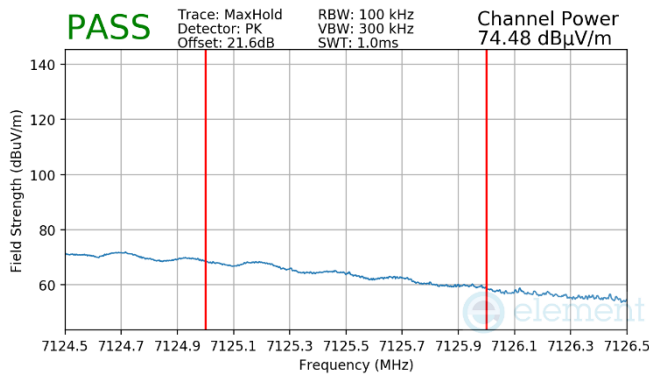


Plot 7-1488. Antenna WF7b Radiated Upper Band Edge (Peak/Average – UNII Band 8)

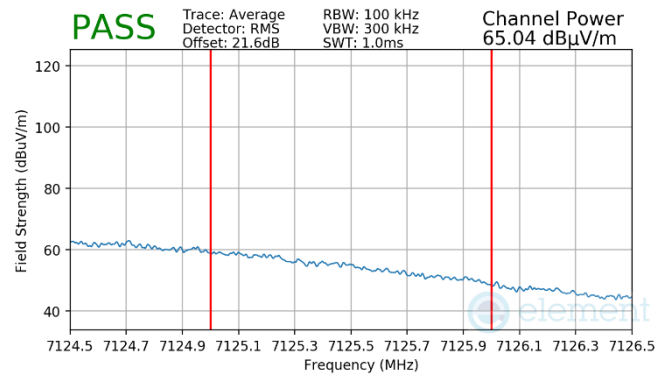
FCC ID: BCGA2898 IC: 579C-A2898		MEASUREMENT REPORT (CERTIFICATION)	Approved by: Technical Manager
Test Report S/N: 1C2311270065-13-R2.BCG	Test Dates: 12/1/2023 - 04/04/2024	EUT Type: Tablet Device	Page 496 of 552

V 10.5 12/15/2021

Worst Case Mode: 802.11a
 Worst Case Transfer Rate: 12Mbps
 Distance of Measurements: 3 Meters
 Operating Frequency: 7115MHz
 Channel: 233

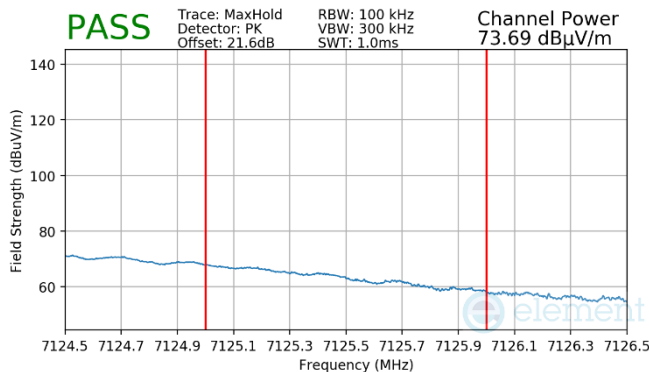


Plot 7-1489. Antenna WF7b Radiated Upper Band Edge (Peak – UNII Band 8)

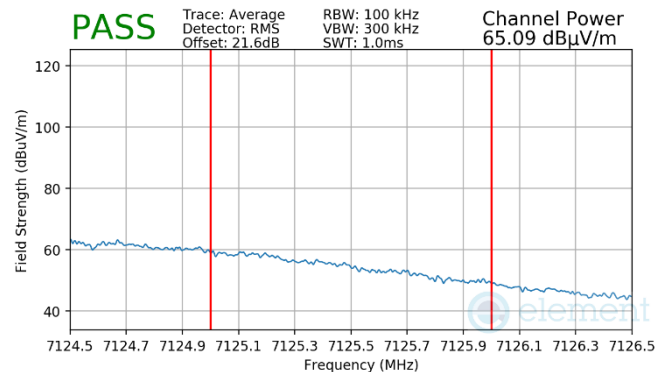


Plot 7-1490. Antenna WF7b Radiated Upper Band Edge (Average – UNII Band 8)

Worst Case Mode: 802.11a
 Worst Case Transfer Rate: 24Mbps
 Distance of Measurements: 3 Meters
 Operating Frequency: 7115MHz
 Channel: 233



Plot 7-1491. Antenna WF7b Radiated Upper Band Edge (Peak – UNII Band 8)

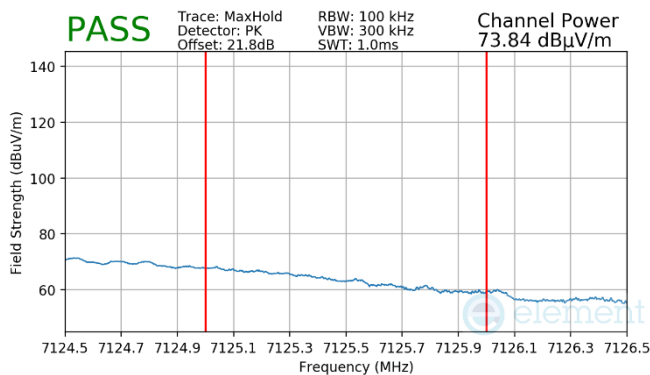


Plot 7-1492. Antenna WF7b Radiated Upper Band Edge (Average – UNII Band 8)

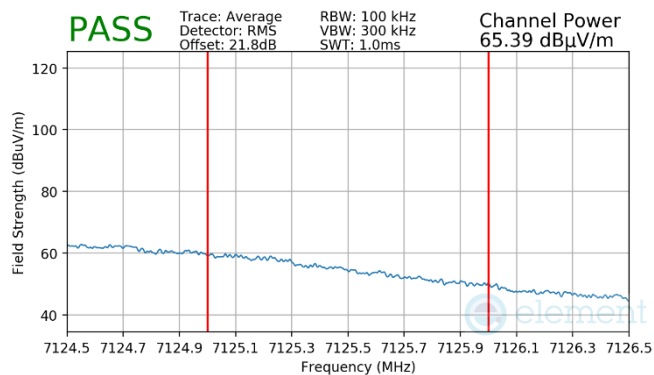
FCC ID: BCGA2898 IC: 579C-A2898		MEASUREMENT REPORT (CERTIFICATION)	Approved by: Technical Manager
Test Report S/N: 1C2311270065-13-R2.BCG	Test Dates: 12/1/2023 - 04/04/2024	EUT Type: Tablet Device	Page 497 of 552

V 10.5 12/15/2021

Worst Case Mode:	802.11a
Worst Case Transfer Rate:	54Mbps
Distance of Measurements:	3 Meters
Operating Frequency:	7115MHz
Channel:	233



Plot 7-1493. Antenna WF7b Radiated Upper Band Edge (Peak – UNII Band 8)

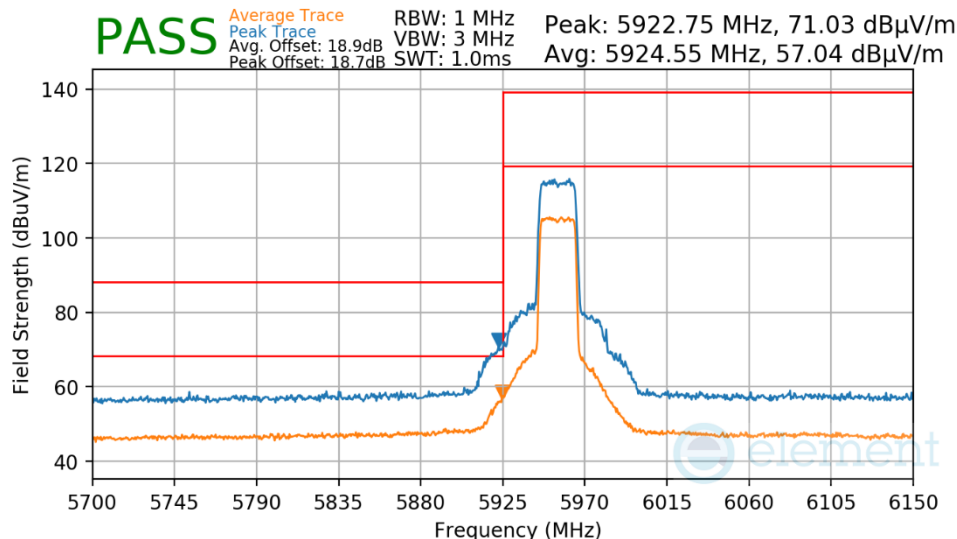


Plot 7-1494. Antenna WF7b Radiated Upper Band Edge (Average – UNII Band 8)

FCC ID: BCGA2898 IC: 579C-A2898		MEASUREMENT REPORT (CERTIFICATION)	Approved by: Technical Manager
Test Report S/N: 1C2311270065-13-R2.BCG	Test Dates: 12/1/2023 - 04/04/2024	EUT Type: Tablet Device	Page 498 of 552

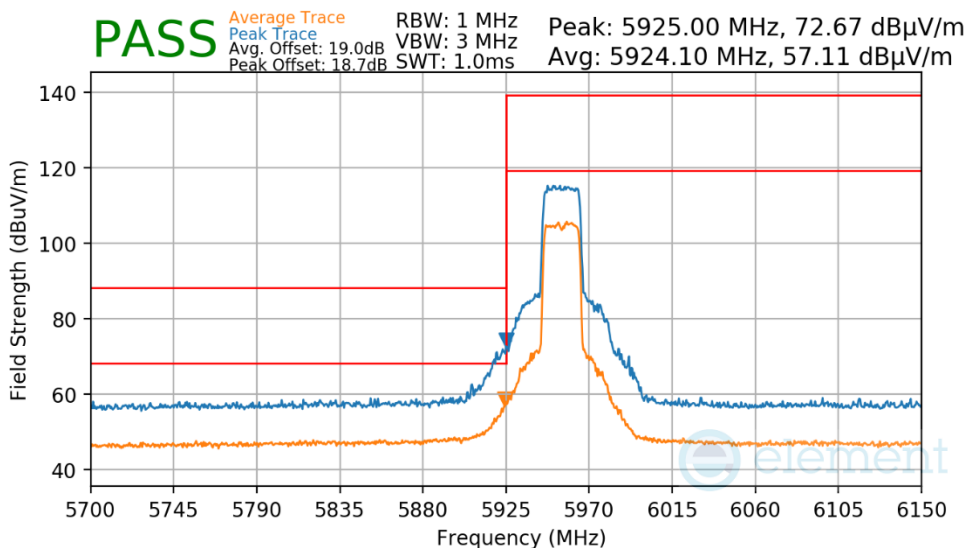
V 10.5 12/15/2021

Worst Case Mode: 802.11ax
 Worst Case Transfer Rate: MCS2
 Distance of Measurements: 3 Meters
 Operating Frequency: 5955MHz
 Channel: 1



Plot 7-1495. Antenna WF7b Radiated Lower Band Edge (Peak/Average – UNII Band 5)

Worst Case Mode: 802.11ax
 Worst Case Transfer Rate: MCS4
 Distance of Measurements: 3 Meters
 Operating Frequency: 5955MHz
 Channel: 1

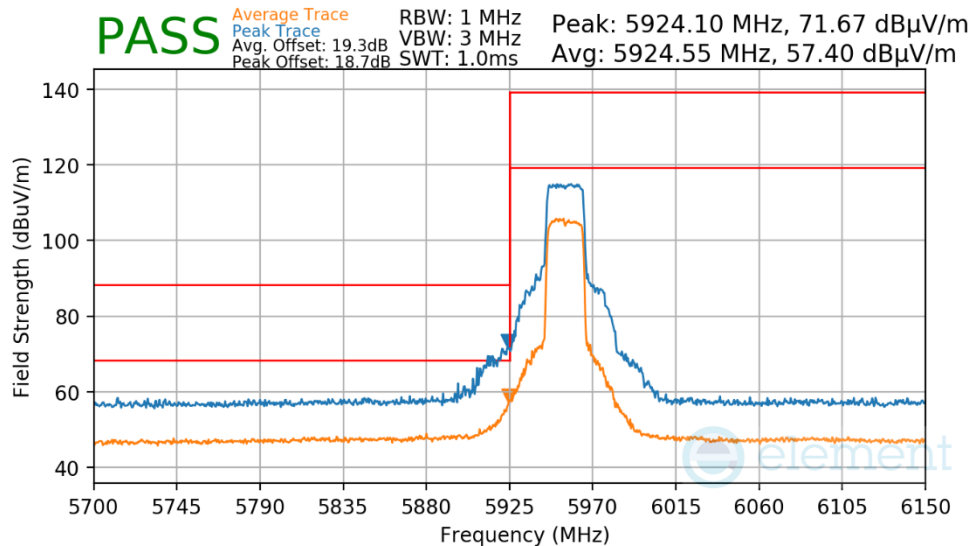


Plot 7-1496. Antenna WF7b Radiated Lower Band Edge (Peak/Average – UNII Band 5)

FCC ID: BCGA2898 IC: 579C-A2898		MEASUREMENT REPORT (CERTIFICATION)	Approved by: Technical Manager
Test Report S/N: 1C2311270065-13-R2.BCG	Test Dates: 12/1/2023 - 04/04/2024	EUT Type: Tablet Device	Page 499 of 552

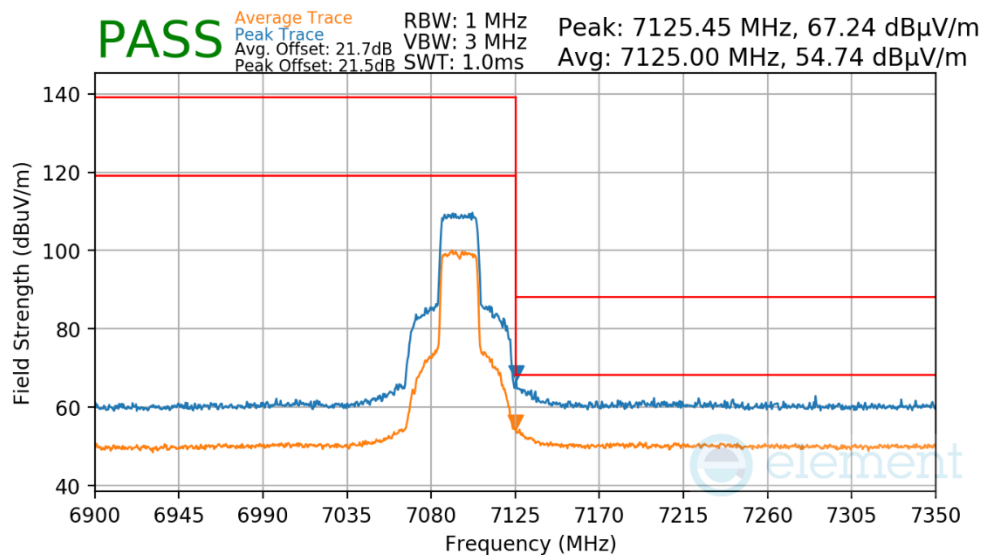
V 10.5 12/15/2021

Worst Case Mode: 802.11ax
 Worst Case Transfer Rate: MCS11
 Distance of Measurements: 3 Meters
 Operating Frequency: 5955MHz
 Channel: 1



Plot 7-1497. Antenna WF7b Radiated Lower Band Edge (Peak/Average – UNII Band 5)

Worst Case Mode: 802.11ax
 Worst Case Transfer Rate: MCS2
 Distance of Measurements: 3 Meters
 Operating Frequency: 7095MHz
 Channel: 229

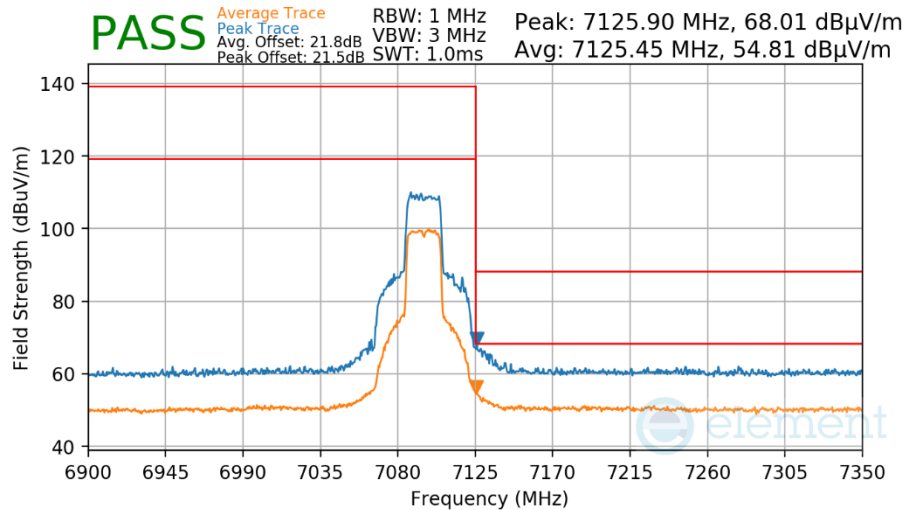


Plot 7-1498. Antenna WF7b Radiated Upper Band Edge (Peak/Average – UNII Band 8)

FCC ID: BCGA2898 IC: 579C-A2898		MEASUREMENT REPORT (CERTIFICATION)	Approved by: Technical Manager
Test Report S/N: 1C2311270065-13-R2.BCG	Test Dates: 12/1/2023 - 04/04/2024	EUT Type: Tablet Device	Page 500 of 552

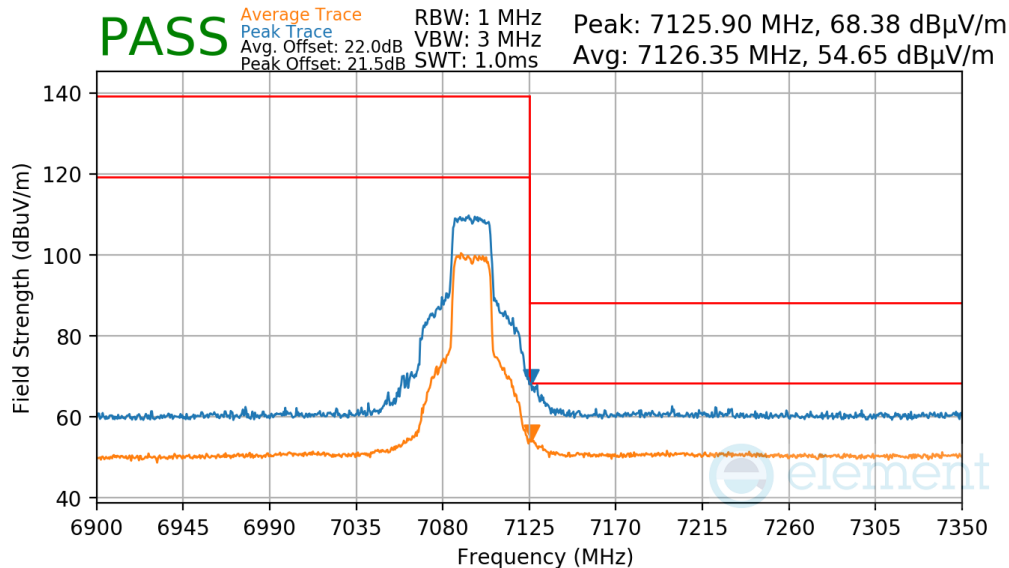
V 10.5 12/15/2021

Worst Case Mode: 802.11ax
 Worst Case Transfer Rate: MCS4
 Distance of Measurements: 3 Meters
 Operating Frequency: 7095MHz
 Channel: 229



Plot 7-1499. Antenna WF7b Radiated Upper Band Edge (Peak/Average – UNII Band 8)

Worst Case Mode: 802.11ax
 Worst Case Transfer Rate: MCS11
 Distance of Measurements: 3 Meters
 Operating Frequency: 7095MHz
 Channel: 229

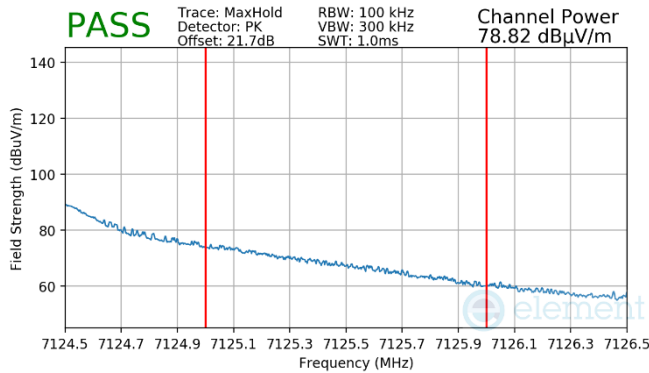


Plot 7-1500. Antenna WF7b Radiated Upper Band Edge (Peak/Average – UNII Band 8)

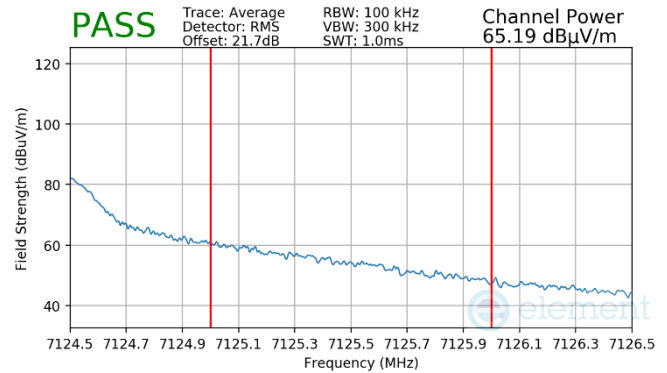
FCC ID: BCGA2898 IC: 579C-A2898		MEASUREMENT REPORT (CERTIFICATION)	Approved by: Technical Manager
Test Report S/N: 1C2311270065-13-R2.BCG	Test Dates: 12/1/2023 - 04/04/2024	EUT Type: Tablet Device	Page 501 of 552

V 10.5 12/15/2021

Worst Case Mode: 802.11ax
Worst Case Transfer Rate: MCS2
Distance of Measurements: 3 Meters
Operating Frequency: 7115MHz
Channel: 233

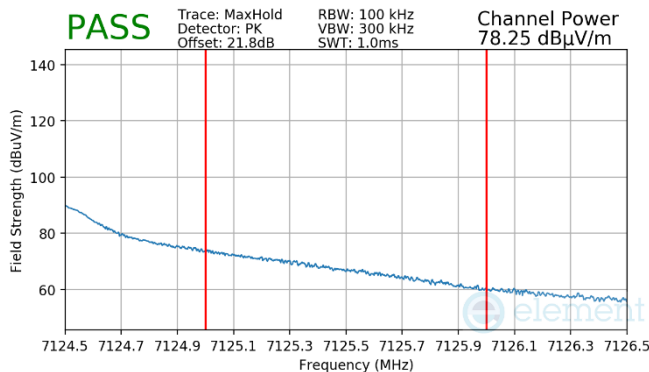


Plot 7-1501. Antenna WF7b Radiated Upper Band Edge (Peak – UNII Band 8)

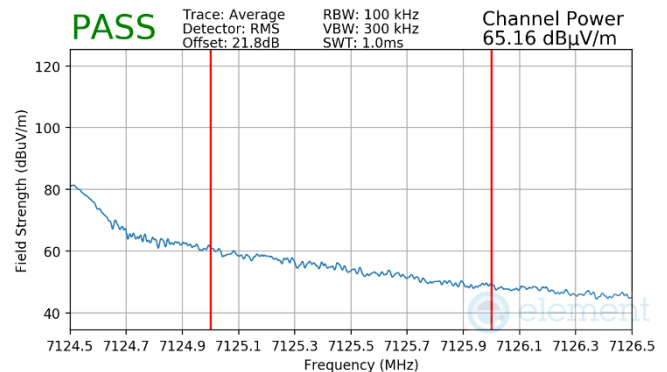


Plot 7-1502. Antenna WF7b Radiated Upper Band Edge (Average – UNII Band 8)

Worst Case Mode: 802.11ax
Worst Case Transfer Rate: MCS4
Distance of Measurements: 3 Meters
Operating Frequency: 7115MHz
Channel: 233



Plot 7-1503. Antenna WF7b Radiated Upper Band Edge (Peak – UNII Band 8)

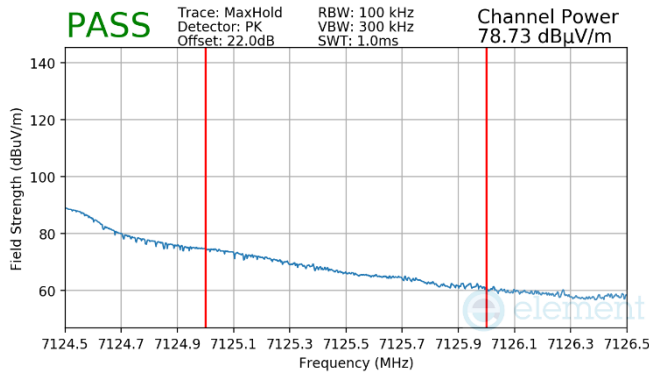


Plot 7-1504. Antenna WF7b Radiated Upper Band Edge (Average – UNII Band 8)

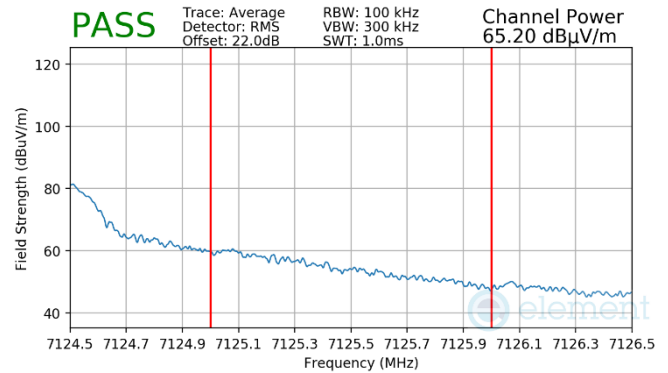
FCC ID: BCGA2898 IC: 579C-A2898		MEASUREMENT REPORT (CERTIFICATION)	Approved by: Technical Manager
Test Report S/N: 1C2311270065-13-R2.BCG	Test Dates: 12/1/2023 - 04/04/2024	EUT Type: Tablet Device	Page 502 of 552

V 10.5 12/15/2021

Worst Case Mode: 802.11ax
 Worst Case Transfer Rate: MCS11
 Distance of Measurements: 3 Meters
 Operating Frequency: 7115MHz
 Channel: 233



Plot 7-1505. Antenna WF7b Radiated Upper Band Edge (Peak – UNII Band 8)



Plot 7-1506. Antenna WF7b Radiated Upper Band Edge (Average – UNII Band 8)

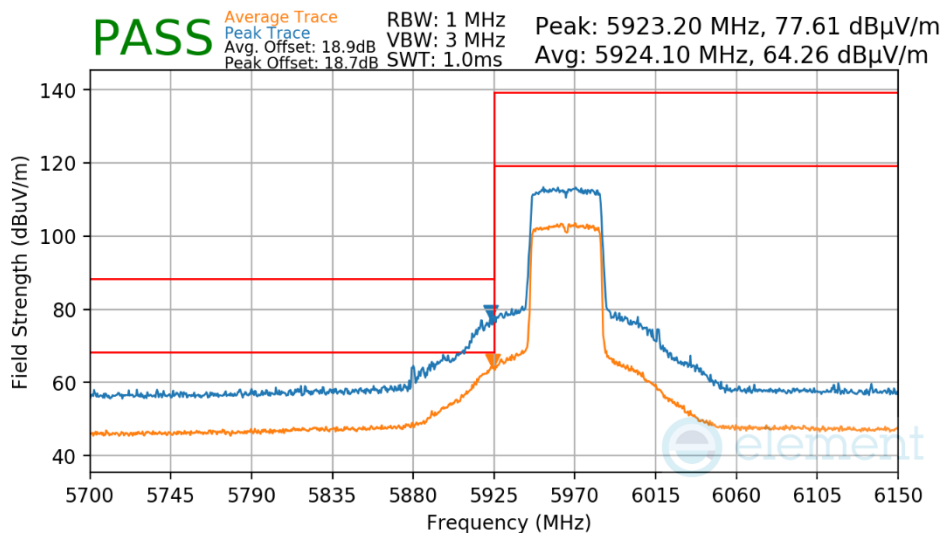
FCC ID: BCGA2898 IC: 579C-A2898		MEASUREMENT REPORT (CERTIFICATION)	Approved by: Technical Manager
Test Report S/N: 1C2311270065-13-R2.BCG	Test Dates: 12/1/2023 - 04/04/2024	EUT Type: Tablet Device	Page 503 of 552

V 10.5 12/15/2021

7.7.15 Antenna WF7b Radiated Band Edge Measurements (40MHz BW)

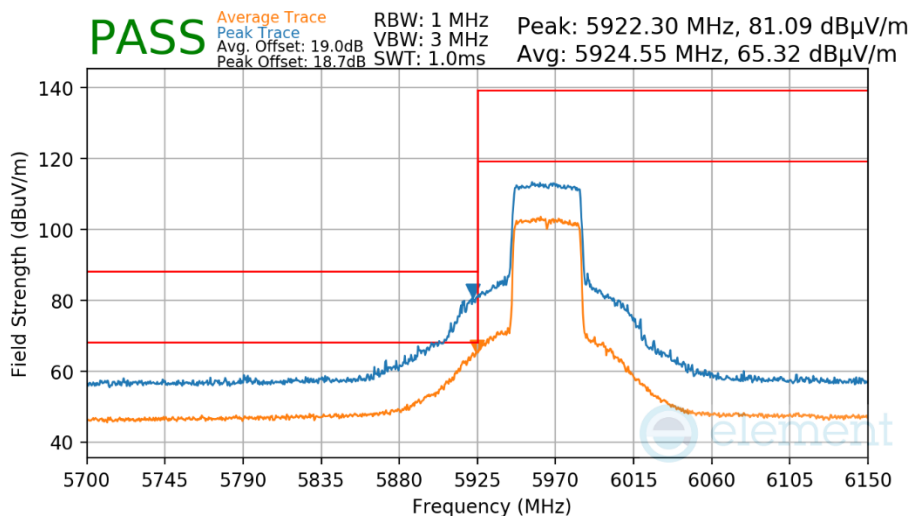
\$15.407(b.1)(b.2) \$15.205 \$15.209; RSS-Gen [8.9]

Worst Case Mode:	802.11ax
Worst Case Transfer Rate:	MCS2
Distance of Measurements:	3 Meters
Operating Frequency:	5965MHz
Channel:	3



Plot 7-1507. Antenna WF7b Radiated Lower Band Edge (Peak & Average – UNII Band 5)

Worst Case Mode:	802.11ax
Worst Case Transfer Rate:	MCS4
Distance of Measurements:	3 Meters
Operating Frequency:	5965MHz
Channel:	3

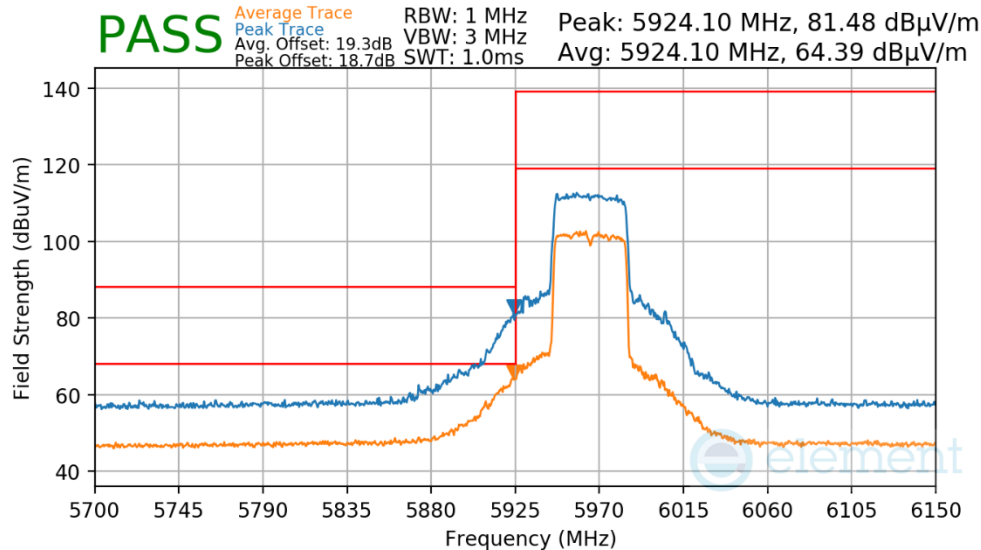


Plot 7-1508. Antenna WF7b Radiated Lower Band Edge (Peak & Average – UNII Band 5)

FCC ID: BCGA2898 IC: 579C-A2898		MEASUREMENT REPORT (CERTIFICATION)	Approved by: Technical Manager
Test Report S/N: 1C2311270065-13-R2.BCG	Test Dates: 12/1/2023 - 04/04/2024	EUT Type: Tablet Device	Page 504 of 552

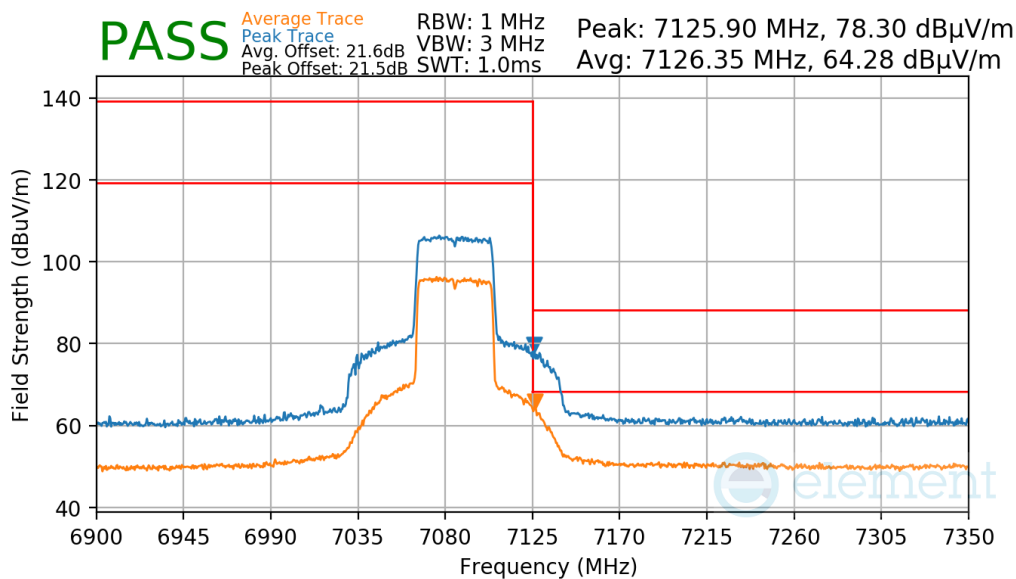
V 10.5 12/15/2021

Worst Case Mode: 802.11ax
 Worst Case Transfer Rate: MCS11
 Distance of Measurements: 3 Meters
 Operating Frequency: 5965MHz
 Channel: 3



Plot 7-1509. Antenna WF7b Radiated Lower Band Edge (Peak & Average – UNII Band 5)

Worst Case Mode: 802.11ax
 Worst Case Transfer Rate: MCS2
 Distance of Measurements: 3 Meters
 Operating Frequency: 7085MHz
 Channel: 227

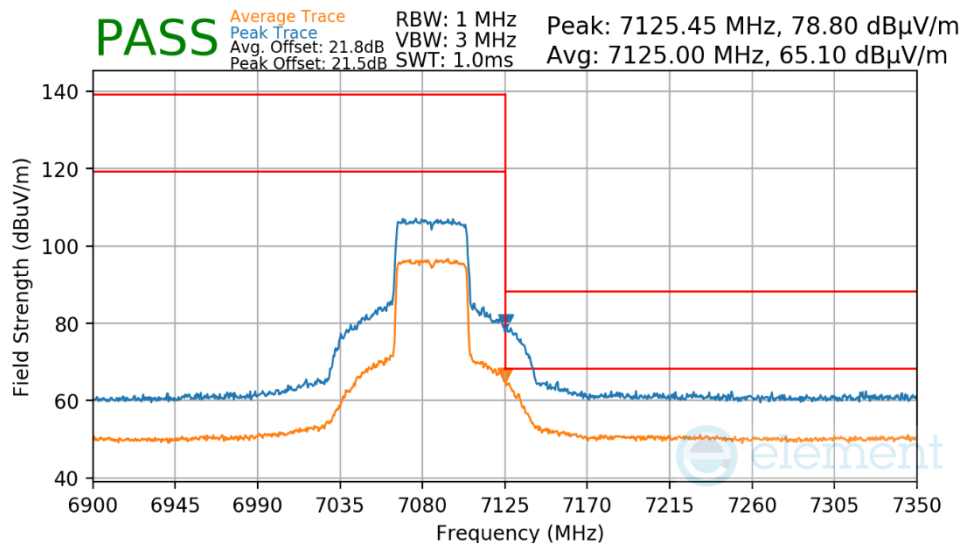


Plot 7-1510. Antenna WF7b Radiated Upper Band Edge (Peak & Average – UNII Band 8)

FCC ID: BCGA2898 IC: 579C-A2898		MEASUREMENT REPORT (CERTIFICATION)	Approved by: Technical Manager
Test Report S/N: 1C2311270065-13-R2.BCG	Test Dates: 12/1/2023 - 04/04/2024	EUT Type: Tablet Device	Page 505 of 552

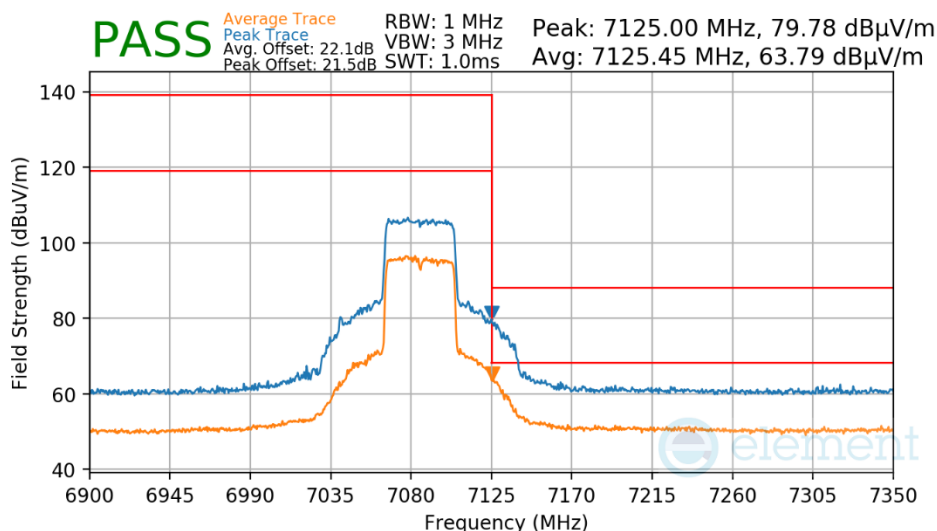
V 10.5 12/15/2021

Worst Case Mode: 802.11ax
Worst Case Transfer Rate: MCS4
Distance of Measurements: 3 Meters
Operating Frequency: 7085MHz
Channel: 227



Plot 7-1511. Antenna WF7b Radiated Upper Band Edge (Peak & Average – UNII Band 8)

Worst Case Mode: 802.11ax
Worst Case Transfer Rate: MCS11
Distance of Measurements: 3 Meters
Operating Frequency: 7085MHz
Channel: 227



Plot 7-1512. Antenna WF7b Radiated Upper Band Edge (Peak & Average – UNII Band 8)

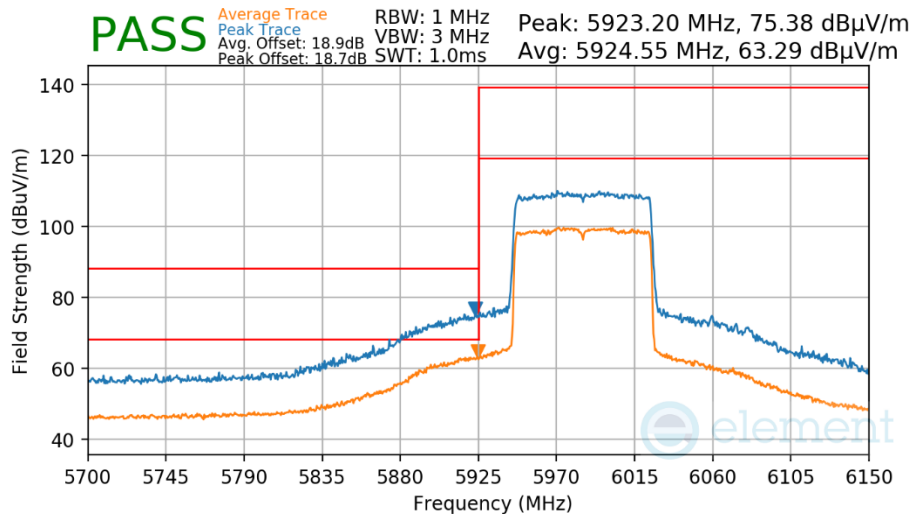
FCC ID: BCGA2898 IC: 579C-A2898		MEASUREMENT REPORT (CERTIFICATION)	Approved by: Technical Manager
Test Report S/N: 1C2311270065-13-R2.BCG	Test Dates: 12/1/2023 - 04/04/2024	EUT Type: Tablet Device	Page 506 of 552

V 10.5 12/15/2021

7.7.16 Antenna WF7b Radiated Band Edge Measurements (80MHz BW)

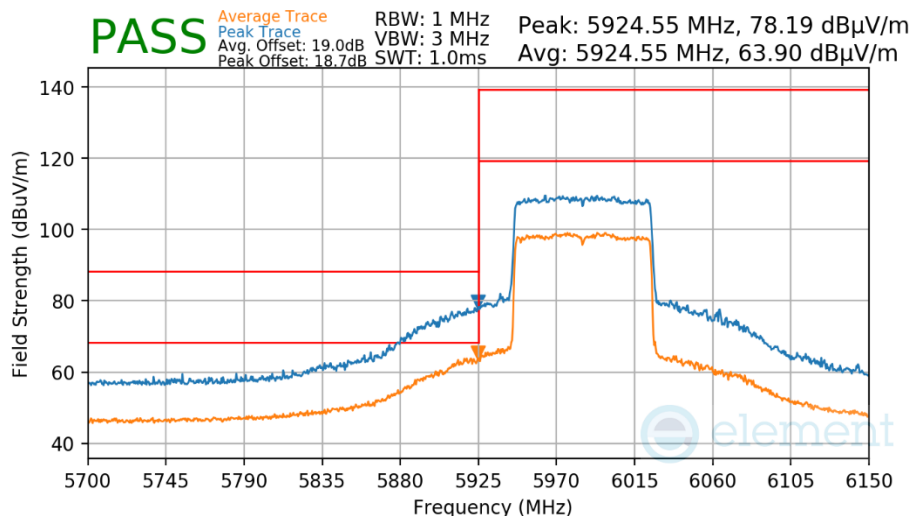
\$15.407(b.1)(b.2) \$15.205 \$15.209; RSS-Gen [8.9]

Worst Case Mode:	802.11ax
Worst Case Transfer Rate:	MCS2
Distance of Measurements:	3 Meters
Operating Frequency:	5985MHz
Channel:	7



Plot 7-1513. Antenna WF7b Radiated Lower Band Edge (Peak & Average – UNII Band 5)

Worst Case Mode:	802.11ax
Worst Case Transfer Rate:	MCS4
Distance of Measurements:	3 Meters
Operating Frequency:	5985MHz
Channel:	7

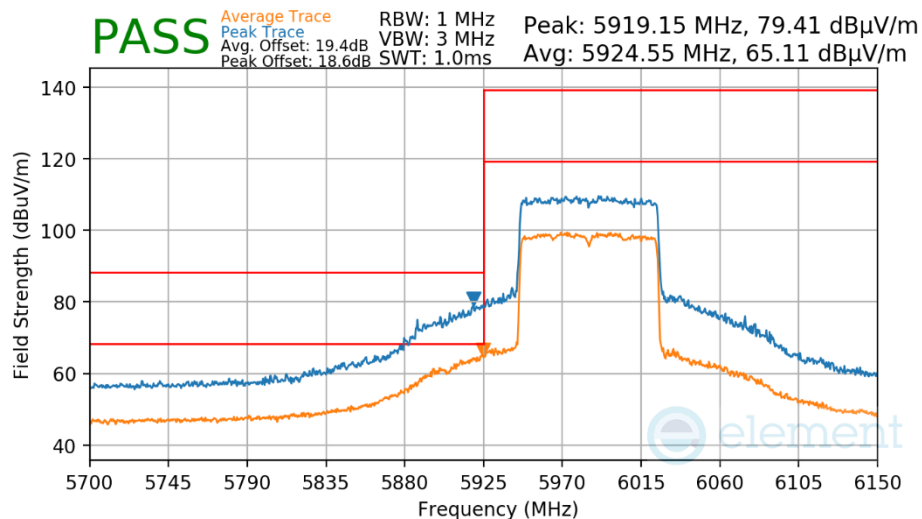


Plot 7-1514. Antenna WF7b Radiated Lower Band Edge (Peak & Average – UNII Band 5)

FCC ID: BCGA2898 IC: 579C-A2898		MEASUREMENT REPORT (CERTIFICATION)	Approved by: Technical Manager
Test Report S/N: 1C2311270065-13-R2.BCG	Test Dates: 12/1/2023 - 04/04/2024	EUT Type: Tablet Device	Page 507 of 552

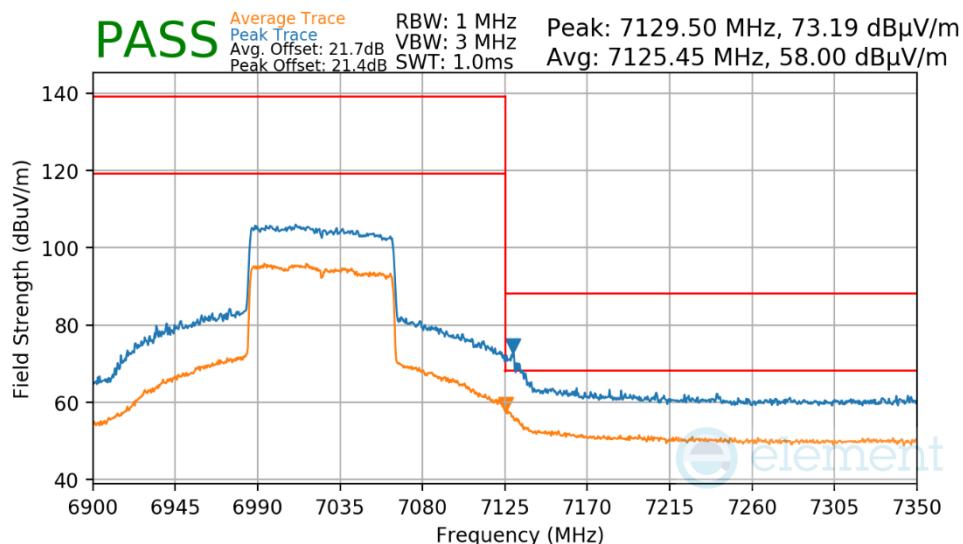
V 10.5 12/15/2021

Worst Case Mode: 802.11ax
 Worst Case Transfer Rate: MCS11
 Distance of Measurements: 3 Meters
 Operating Frequency: 5985MHz
 Channel: 7



Plot 7-1515. Antenna WF7b Radiated Lower Band Edge (Peak & Average – UNII Band 5)

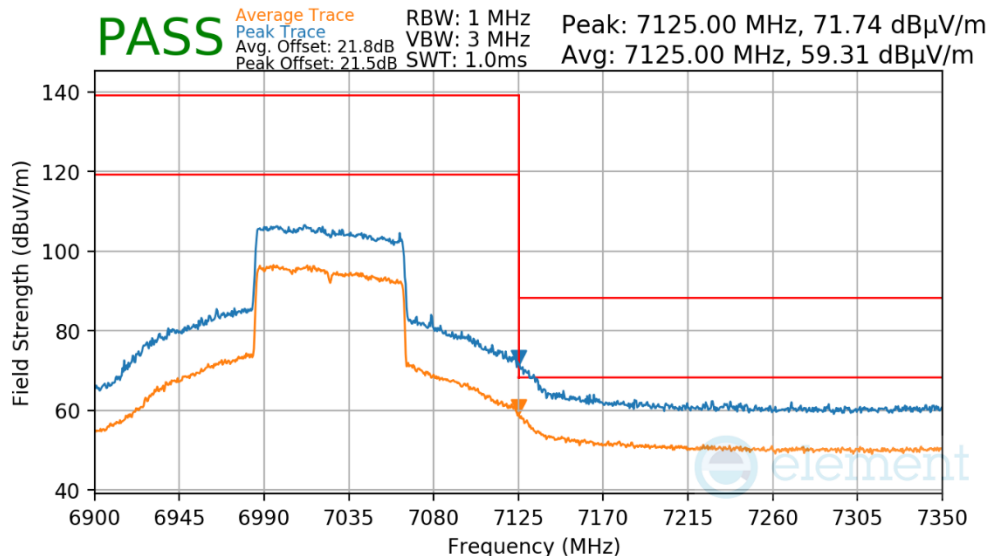
Worst Case Mode: 802.11ax
 Worst Case Transfer Rate: MCS2
 Distance of Measurements: 3 Meters
 Operating Frequency: 7025MHz
 Channel: 215



Plot 7-1516. Antenna WF7b Radiated Upper Band Edge (Peak & Average – UNII Band 8)

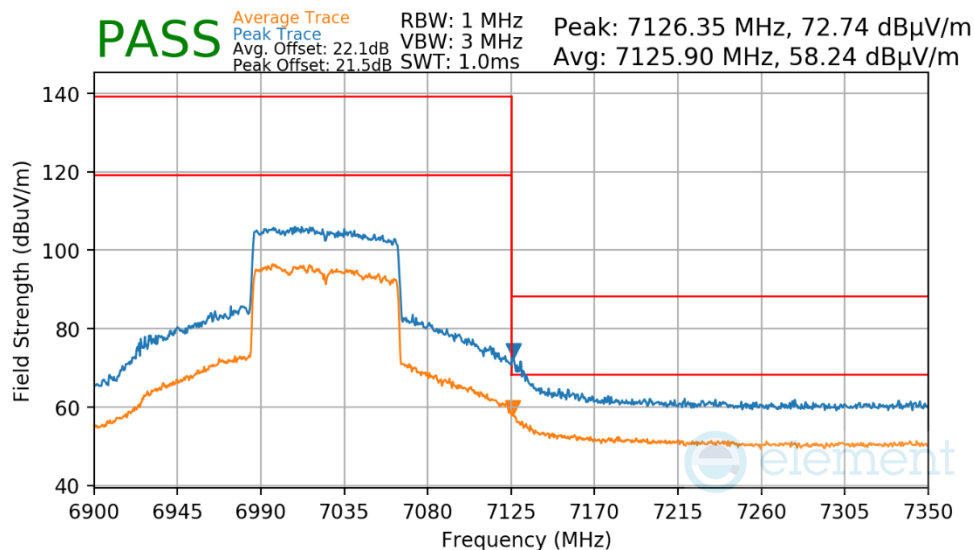
FCC ID: BCGA2898 IC: 579C-A2898		MEASUREMENT REPORT (CERTIFICATION)	Approved by: Technical Manager
Test Report S/N: 1C2311270065-13-R2.BCG	Test Dates: 12/1/2023 - 04/04/2024	EUT Type: Tablet Device	Page 508 of 552

Worst Case Mode: 802.11ax
Worst Case Transfer Rate: MCS4
Distance of Measurements: 3 Meters
Operating Frequency: 7025MHz
Channel: 215




Plot 7-1517. Antenna WF7b Radiated Upper Band Edge (Peak & Average – UNII Band 8)

Worst Case Mode: 802.11ax
Worst Case Transfer Rate: MCS11
Distance of Measurements: 3 Meters
Operating Frequency: 7025MHz
Channel: 215



Plot 7-1518. Antenna WF7b Radiated Upper Band Edge (Peak & Average – UNII Band 8)

FCC ID: BCGA2898 IC: 579C-A2898		MEASUREMENT REPORT (CERTIFICATION)	Approved by: Technical Manager
Test Report S/N: 1C2311270065-13-R2.BCG	Test Dates: 12/1/2023 - 04/04/2024	EUT Type: Tablet Device	Page 509 of 552

V 10.5 12/15/2021