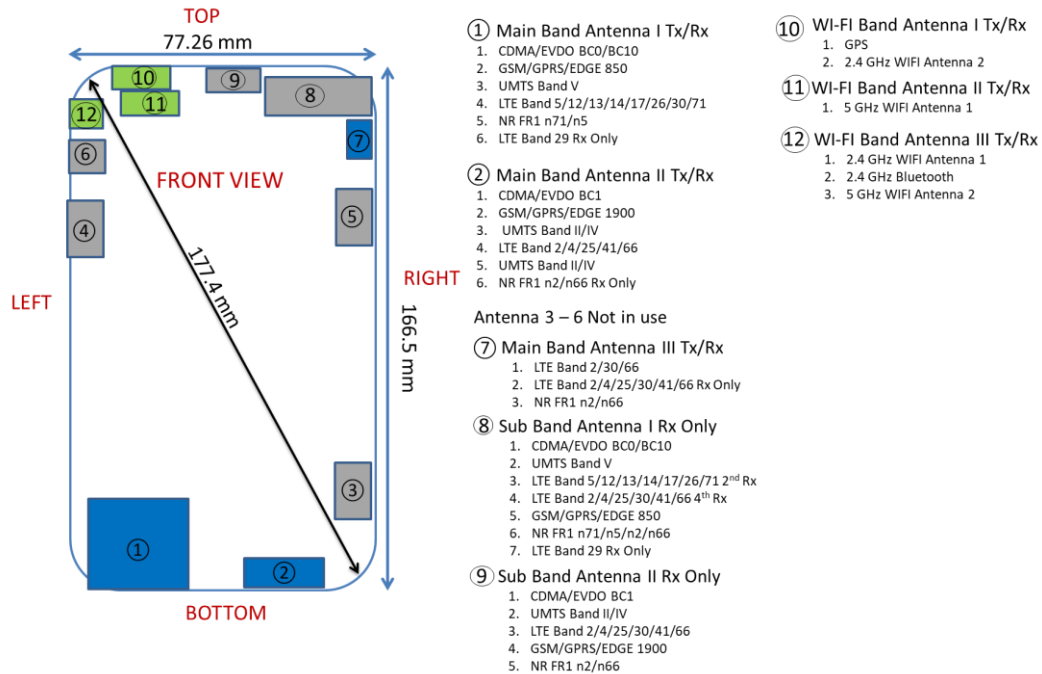


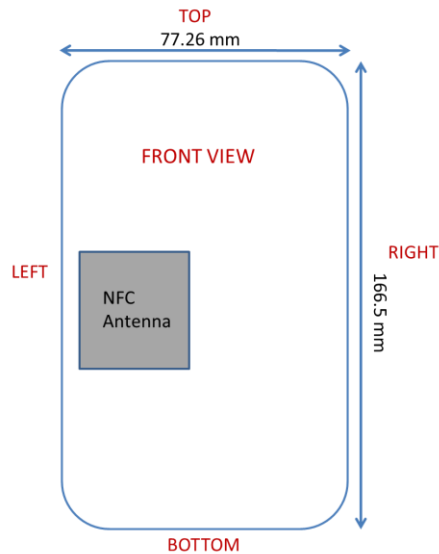
APPENDIX E: DUT ANTENNA DIAGRAM & SAR TEST SETUP PHOTOGRAPHS

© 2020 PCTEST






Note: Exact antenna dimensions and separation distances are shown in the Technical Descriptions in the FCC Filing.

**Figure F-1
DUT Antenna Locations**




**Figure F-2
NFC Antenna Locations**



FCC ID ZNFK920AM		SAR EVALUATION REPORT		Approved by: Quality Manager
Test Dates: 07/26/20 - 09/17/20	DUT Type: Portable Handset			APPENDIX E: Page 2 of 13



SAR Test Setup Photo 1 – Right Cheek



SAR Test Setup Photo 2 – Right Tilt



FCC ID ZNFK920AM	 PCTEST <small>Protocol to the point of measurement</small>	SAR EVALUATION REPORT	 LG	Approved by: Quality Manager
Test Dates: 07/26/20 - 09/17/20	DUT Type: Portable Handset			APPENDIX E: Page 3 of 13




SAR Test Setup Photo 3 – Left Cheek




SAR Test Setup Photo 4 – Left Tilt



FCC ID ZNFK920AM	 PCTEST <small>Protocol to the point of measurement</small>	SAR EVALUATION REPORT	 LG	Approved by: Quality Manager
Test Dates: 07/26/20 - 09/17/20	DUT Type: Portable Handset			APPENDIX E: Page 4 of 13




SAR Test Setup Photo 5 – Back Side at 10 mm




SAR Test Setup Photo 6 – Back Side at 5 mm



FCC ID ZNFK920AM	 PCTEST <small>Protocol to the point of connection</small>	SAR EVALUATION REPORT	 LG	Approved by: Quality Manager
Test Dates: 07/26/20 - 09/17/20	DUT Type: Portable Handset			APPENDIX E: Page 5 of 13




SAR Test Setup Photo 7 – Back Side at 0 mm




SAR Test Setup Photo 8 – Front Side at 10 mm



FCC ID ZNFK920AM	 PCTEST <small>Protocol to the point of measurement</small>	SAR EVALUATION REPORT	 LG	Approved by: Quality Manager
Test Dates: 07/26/20 - 09/17/20	DUT Type: Portable Handset			APPENDIX E: Page 6 of 13




SAR Test Setup Photo 9 –Front Side at 4 mm




SAR Test Setup Photo 10 – Front Side at 0 mm



FCC ID ZNFK920AM	 PCTEST <small>Protocol to the point of contact</small>	SAR EVALUATION REPORT	 LG	Approved by: Quality Manager
Test Dates: 07/26/20 - 09/17/20	DUT Type: Portable Handset			APPENDIX E: Page 7 of 13



SAR Test Setup Photo 11 – Top Edge at 10 mm




SAR Test Setup Photo 12 – Top Edge at 6 mm



FCC ID ZNFK920AM	 PCTEST <small>Protocol to the point of measurement</small>	SAR EVALUATION REPORT	 LG	Approved by: Quality Manager
Test Dates: 07/26/20 - 09/17/20	DUT Type: Portable Handset			APPENDIX E: Page 8 of 13




SAR Test Setup Photo 13 – Top Edge at 0 mm




SAR Test Setup Photo 14 – Bottom Edge at 10 mm



FCC ID ZNFK920AM	 PCTEST <small>Providing the best quality of measurement</small>	SAR EVALUATION REPORT	 LG	Approved by: Quality Manager
Test Dates: 07/26/20 - 09/17/20	DUT Type: Portable Handset			APPENDIX E: Page 9 of 13




SAR Test Setup Photo 15 – Right Edge at 10 mm




SAR Test Setup Photo 16 – Right Edge at 2 mm



FCC ID ZNFK920AM	 PCTEST <small>Portable to the point of measurement</small>	SAR EVALUATION REPORT	 LG	Approved by: Quality Manager
Test Dates: 07/26/20 - 09/17/20	DUT Type: Portable Handset			APPENDIX E: Page 10 of 13




SAR Test Setup Photo 17 – Right Edge at 0 mm





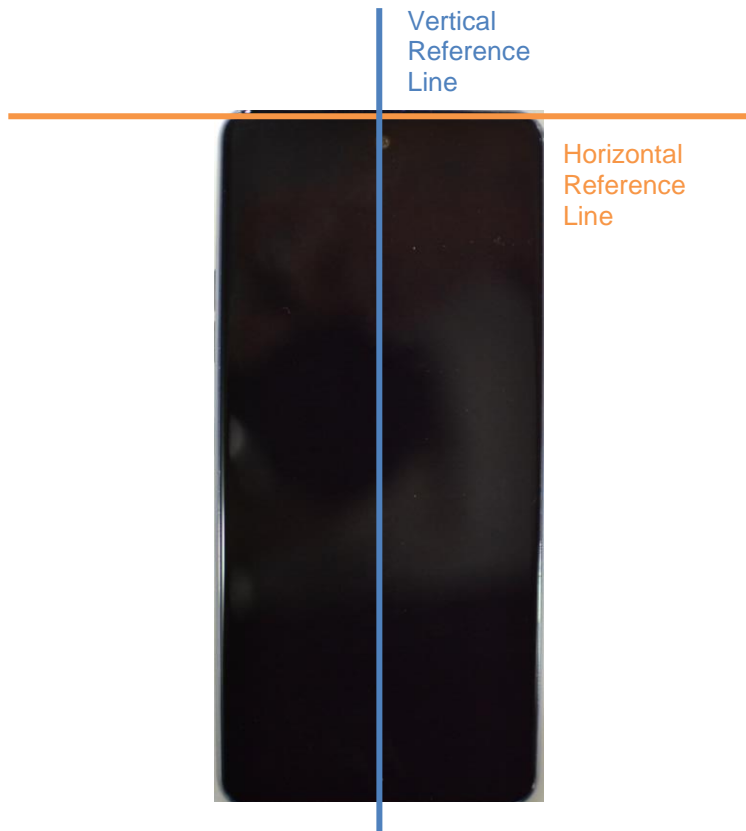
SAR Test Setup Photo 18 – Left Edge at 10 mm

FCC ID ZNFK920AM	 PCTEST <small>Providing the best quality of measurement</small>	SAR EVALUATION REPORT	 LG	Approved by: Quality Manager
Test Dates: 07/26/20 - 09/17/20	DUT Type: Portable Handset			APPENDIX E: Page 11 of 13





SAR Test Setup Photo 19 – Left Edge at 0 mm

FCC ID ZNFK920AM	 PCTEST <small>Providing the best of wireless</small>	SAR EVALUATION REPORT	 LG	Approved by: Quality Manager
Test Dates: 07/26/20 - 09/17/20	DUT Type: Portable Handset			APPENDIX E: Page 12 of 13



SAR Test Setup Photo 20 – Vertical and Horizontal Reference Lines

FCC ID ZNFK920AM	 PCTEST <small>Providing the best of wireless</small>	SAR EVALUATION REPORT	 LG	Approved by: Quality Manager
Test Dates: 07/26/20 - 09/17/20	DUT Type: Portable Handset			APPENDIX E: Page 13 of 13