

JPD-TR-21140-0Annex

Configuration Photographs

Conducted emission at mains port

Conducted emission at mains port	MP4 (No earphone) + USB Read with PC mode
The photographs show maximized emission configuration.	



Radiated emission (below 1 GHz)

Radiated emission (below 1 GHz)	In Camera with ADP mode
The photographs show maximized emission configuration.	




Radiated emission (below 1 GHz)

Radiated emission (below 1 GHz)	Out Camera with ADP mode
The photographs show maximized emission configuration.	

**Radiated emission (below 1 GHz)**



Radiated emission (below 1 GHz)	MP4 with Earphone mode
The photographs show maximized emission configuration.	



Radiated emission (below 1 GHz)

Radiated emission (below 1 GHz)	MP4 (No earphone) + USB Read with PC mode
---------------------------------	---



The photographs show maximized emission configuration.



Radiated emission (above 1 GHz)


Radiated emission (above 1 GHz)	In Camera with ADP mode
---------------------------------	-------------------------

The photographs show maximized emission configuration.




Radiated emission (above 1 GHz)

Radiated emission (above 1 GHz)	Out Camera with ADP mode
The photographs show maximized emission configuration.	

**Radiated emission (above 1 GHz)**

Radiated emission (above 1 GHz)	MP4 with Earphone mode
The photographs show maximized emission configuration.	



Radiated emission (above 1 GHz)

Radiated emission (above 1 GHz)	MP4 (No earphone) + USB Read with PC mode
---------------------------------	---

The photographs show maximized emission configuration.
--

