

SECTION 5

PHOTOGRAPHS

PHOTOS OF THE TESTED EUT

- | | |
|----------|------------------------------|
| Photo 3. | EUT, Cover Removed |
| Photo 4. | Mother Board, Solder Side |
| Photo 5. | Mother Board, Component Side |
| Photo 6. | Antenna |

Photo 3. EUT




Photo 4. Mother Board, Solder Side




Photo 5. Mother Board, Component Side






Photo 6.


Antenna




Small Bed Control Wires



Small Bed Cover Removed



Small Bed Weight Sensors Covered



Small Bed Weight Sensors and Control Board

