


Radiated Emission


30MHz to 300MHz




300MHz to 1GHz



Above 1GHz – FCC Part 15 Subpart C and E



Above 1GHz – Other than the FCC Part 15 Subpart C and E




KYOCERA Corporation
FCC ID: JOYCB70

X-axis



Y-axis





Z-axis



Note:

X-axis generates the maximum emission at All Bands (GSM850, GSM1900, WCDMA Band V, LTE Band X VII, 2.4GHz WLAN, Bluetooth, BTLE and 5GHz WLAN).

Antenna port Conducted Test



AC Power Line Conducted Emission

