

倍思包装设计稿件信息				Baseus
基本信息	产品型号	BS-PS029		
	产品名称	倍思 笔畅系列 2 直插式电容手写笔 Type-C主动蓝牙版		
	产品方案编码			
	物料编码	1100005521	包装编码+版本号	PB4428Z_POA0
	物料规格描述	说明书 100g高白189*56mm 三折页包三折 8P		
版本历史	包装平面设计	黄景汇	包装结构设计	王廷兴
	版本	变更日期	变更描述	
	POA0	2023.06.15	初始版本	

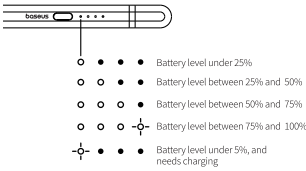
包装审核区域责任划分		Baseus
产品相关	产品外观/参数/镭雕 彩盒/说明书文案	产品经理/项目主管请在此处签名
	执行标准/生产商信息	
认证相关	认证相关文案	认证工程师请在此处签名
	认证相关图标	
品质相关	法律法规相关文案	品质工程师请在此处签名
	警示语	
定制需求	定制渠道需求	定制代表请在此处签名
品类相关	产品功能/图标表达	品类策划/文案策划请在此处签名
	文案部分/翻译	
包装设计相关	产品条形码	包装设计师/组长/主管请在此处签名
	公司地址信息	
	文件基于最新量产版 包装设计规范	

温馨提示: 请印刷供应商严格按照倍思的图纸印刷生产。如贵司有生产上的原因需要调整倍思图纸的字体、图形、颜色、刀模尺寸等, 请务必通知倍思相关负责的包装设计师, 并在征得包装设计师同意的情况下修改文档并发回存档。

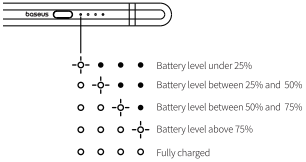


Indicator

Working



Charging



● On ○ Off ⚡ Flashing

Instructions

Bluetooth Connection:

- Press and hold the power button to turn on the stylus, indicator flashes blue, entering pairing mode;
- Go to "Settings" on your iPad, click Bluetooth and select "Baseus-PS029" to pair;
- "Connected" prompts up, and indicator goes out, meaning the pairing is successful, you can check the battery level of the stylus in your iPad.

APP Connection:

- Download the Baseus APP in App Store;
 - Turn on the stylus and connect to the Bluetooth of your iPad;
 - Add the stylus in the Baseus App, it's under the Lifestyle & Office catalogue;
 - Make sure the stylus is not connected to other device and the remaining battery is sufficient during the connection process;
- Note: If the connection fails, please restart the stylus and try again;

Customization Function Setup

- Open the Baseus APP, after you add the stylus to the app, go to the stylus page, select "Double-press Setup" and "One-press Setup" to customize the shortcut functions.
- Note: The default setting for double-press is screenshot. Default setup as follows, connect to the Bluetooth of the device to use the shortcut functions.

Use without Connecting to Bluetooth:

Press and hold the power button to turn on the stylus, after 3min of flashing, the indicator stays on, and then you can use the stylus.

Turn off the stylus:

Press and hold the power button to turn off the stylus.

Note: The stylus will automatically turn itself off after 5 minutes of no operation.

Use

- You can use the stylus instead of your fingers to tap, drag on the screen. Or use it to write, draw in some apps.



- Full-screen palm rejection allows you to place your hand on the screen during writing, and you can adjust the thickness of the stroke by tilting the pen tip.
- Press/double-press the Up/Down button to use the shortcut functions.

Battery Charging

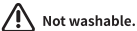
- Plug the USB-C connector into the USB-C port of your iPad to charge.
- Connect one end of the USB-A to USB-C adapter cable to the USB-C connector of the stylus and the other to an USB-A port for charging.

Declaration on hazardous substances and elements contained in electronic products

Part Description	Hazardous substances and elements					
	Lead (pb)	Mercury (Hg)	Cadmium (Cd)	Resonant Chromium (Cr VI)	Polybrominated Biphenyls (PBB)	Polybrominated Diphenyl ethers (PBDE)
PCB	X	O	O	O	O	O
Plastic	O	O	O	O	O	O
Battery	O	O	O	O	O	O
Accessory	O	O	O	O	O	O

This form is compiled in accordance with SJ/T 11364.
O: It indicates that the content of the harmful substance in all homogeneous materials of the component is below the limit specified in GB/T 26572 standard.
X: The content of harmful substances in at least one homogeneous material of this part exceeds the limit stipulated in GB/T 26572 standard.

Warm Tip: The 5-year icon refers to the "effective life of environmental protection", not the product quality assurance period. Electronic products all contain harmful substances such as lead, mercury and cadmium. Once they are overused, harmful substances may leak or mutate, cause pollution to the environment, or cause serious damage to people and property. The term of "environmental protection use" means that all electronic products will be required to use within this effective period. We will no longer be responsible for the quality of the products due to the safety risks that arise after the safe use period.



Not washable.

Changes or modifications not expressly approved by the party responsible for compliance could void the user's authority to operate the equipment.
This device complies with Part 15 of the FCC Rules. Operation is subject to the following two conditions:
(1) This device may not cause harmful interference, and (2) this device must accept any interference received, including interference that may cause undesired operation.
Note: This equipment has been tested and found to comply with the limits for a Class B digital device, pursuant to Part 15 of the FCC Rules. These limits are designed to provide reasonable protection against harmful interference in a residential installation. This equipment generates, uses, and can radiate radio frequency energy, and if not installed and used in accordance with the instructions, may cause harmful interference to radio communications. However, there is no guarantee that interference will not occur in a particular installation. If this equipment does cause harmful interference to radio or television reception, which can be determined by turning the equipment off and on, the user is encouraged to try to correct the interference by one or more of the following measures:
~Reorient or relocate the receiving antenna.
~Increase the separation between the equipment and receiver.
~Connect the equipment into an outlet on a circuit different from that to which the receiver is connected.
~Consult the dealer or an experienced radio/TV technician for help.

特此申明, 深圳市倍思科技有限公司的产品型号为: BS-PS029符合指令2014/53/EU、2011/65/EU的规定, 欲符合性声明的全文可在以下网站查询: www.baseus.com
It is hereby declared that BS-PS029, a product model of Shenzhen Baseus Technology Co., Ltd., complies with the provisions of Directive 2014/53/EU, Directive 2011/65/EU. The full text of the EC Declaration of Conformity can be found on the following website: www.baseus.com

此设备符合欧盟指令2012/19/EU、2006/66/EU的规定, 此设备不得与普通废弃物一起处理, 必须回收利用。此符号标明本产品不得作为生活垃圾处理, 而必须将本产品交至相应的废品回收站, 进行电子电气设备回收处理。

This equipment complies with the provisions of Directive 2012/19/EU、2006/66/EU. It is strictly forbidden to dispose of this equipment with ordinary trash; it must be recycled. This symbol indicates that the product shall not be treated as regular domestic trash, and must be delivered to a recycling center that is capable of recycling electronic and electrical equipment.

FCC ID: 2A482-B5-PS029



制造商: 深圳市倍思科技有限公司
地址: 深圳市龙岗区坂田街道岗头社区雪岗路2008号倍思智能园B栋二楼
执行标准: GB 4943.1
热线: 4000-712-711 网址: www.baseus.com
官方售后服务邮箱地址: service@baseus.com
Manufacturer: Shenzhen Baseus Technology Co., Ltd.
Add: 2nd Floor, Building B, Baseus Intelligence Park, No.2008, Xuegang Rd, Gangtou Community, Bantian Street, Longgang District, Shenzhen
Executive Standard: GB 4943.1
Hotline: +86-4000-712-711 Website: www.baseus.com
Official After-sales E-mail Address: service@baseus.com

倍思设计/Designed by Baseus
中国制造/Made in China
PB4428Z-POA0
1100005521

baseus倍思



倍思 笔畅系列 2 直插式电容手写笔 Type-C主动蓝牙版 Baseus Smooth Writing 2 Series Plug-Type Stylus iP Active Wireless Version

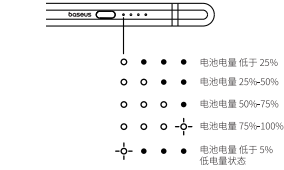
使用说明书 User Manual

使用产品前请仔细阅读读本使用说明, 并妥善保管
Please read this manual thoroughly prior to use, and keep it for future reference.

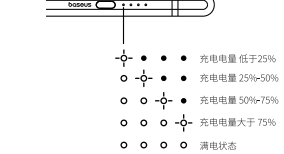
产品示意图					
Type-C充电接头					
指示灯 (从下往上为A、B、C、D、E)					
开关按键					
POM可拆卸笔尖					
双击开关键可自定义功能: HOME键 电源键 亮度加 亮度减 最近使用程序 音量加 音量减					
下一页 上一页 静音 搜索界面 拍照 快速截屏 可编辑截屏					
产品参数 名称: 倍思 笔畅系列 2 直插式电容手写笔 Type-C主动蓝牙版 型号: BS-PS029 材质: 铝合金笔身、POM塑胶笔头 配对外称: Baseus-PS029 充电插头: Type-C接头 电池容量: 130mAh 配件: USB-A转Type-C充电线 白色*1、主动头*1、说明书*1					
适用机型:					
平板型号	型号号码	最低版本	屏幕尺寸	是否支持磁吸充电	
Pad 6	A1893/A1954		12.1.4	9.7	否
Pad 7	A2197/A2198/A2200		13.1	10.2	否
Pad 8	A2270/A2428/A2429/A2430		14	10.2	否
Pad 9	A2602/A2604/A2603/A2605		15	10.2	否
Pad 10	A2696/A2757/A2777		16	10.9	否
Pad mini 5	A2133/A2124/A2126/A2125		12.2	7.9	否
Pad mini 6	A2567/A2568/A2569		15	8.3	是
Pad Air 3	A2152/A2123/A2153/A2154		12.2	10.5	否
Pad Air 4	A2316/A2324/A2325/A2072		14	10.9	是
Pad Air 5	A2588/A2589/A2591		15	10.9	是
Pad Pro 3	A1980/A2013/A1934/A1979		12.2	11	是
Pad Pro 3	A1876/A2014/A1895/A1983		12.2	12.9	是
Pad Pro 2	A2228/A2068/A2230/A2231		13.4	11	是
Pad Pro 4	A2229/A2069/A2232/A2233		13.4	12.9	是
Pad Pro 3	A2377/A2459/A2301/A2460		14	11	是
Pad Pro 4	A2378/A2461/A2379/A2462		14	12.9	是
Pad Pro 5	A2378/A2461/A2379/A2462		14	12.9	是
Pad Pro 4	A2759/A2435/A2761/A2762		16	11	是
Pad Pro 6	A2436/A2764/A2437/A2766		16	12.9	是

指示灯

工作状态



充电状态



● 不亮灯 ○ 亮灯 ⚡ 闪烁

使用指南

连接蓝牙

- 长按开关按键开机后, ABCD灯闪烁进入配对模式;
- 平板点击设置, 进入蓝牙界面, 点击"Baseus-PS029"连接;
- 蓝牙显示"已连接", 蓝灯常亮 (不同电量显示不同的灯), 完成配对, 可通过平板查看电容笔实时电量。

连接APP APP Connection:

- 到App store下载倍思APP;
- 将电容笔开机后, 连接设备蓝牙;
- 进入APP点击添加设备, 在生活动办公类中添加电容笔;
- APP连接电容笔过程, 请确保电容笔没被其他设备连接, 及开机电量充足;

注: 若连接失败后, 请重启电容笔开关再尝试重新连接;

设置双击开关按键自定义功能

进入倍思APP, 添加设备成功后, 进入电容笔首页, 点击双击设置、单击设置, 设置自定义快捷功能。

注: 默认设置为双击截屏, 只要连接设备蓝牙后, 操作按键即可实现快捷功能

不连接蓝牙使用

长按开关按键开机后, 蓝灯闪烁3分钟, 若未连接设备蓝牙, 指示灯变为常亮 (不同电量显示不同的灯); 无论是否连接蓝牙, 开机后都可以正常书写。


关闭电容笔

开机后再次长按开关按键, 电容笔进入关机状态。

注: 电容笔在使用过程中, 静置5分钟会自动进入关机状态。

使用方式

- 可以在Pad平板上通过触控笔替代手指完成点击、滑动等操作。也可以在特定应用软件里使用笔的书写、画画等功能。



- 使用过程中, 全屏防误触, 精准不断触, 可以根据倾斜角度调节落笔粗细。
- 双击开机键, 即可使用实现已设置的快捷功能。

电池充电

您可以通过两种情况为触控笔电池充电。

- 将触控笔的Type-C接头, 插入平板Type-C接口进行充电。
- 2.2.将USB-A转Type-C充电线的一端连接触控笔的Type-C接头, 另一端插入电USB-A接口进行充电。



电子信息产品有害物质声明

部件名称	有害物质或元素					
	铅 (pb)	汞 (Hg)	铜 (Cd)	六价铬 (Cr VI)	多溴联苯 (PBB)	多溴二苯醚 (PBDE)
PCB	X	O	O	O	O	O
塑料	O	O	O	O	O	O
电池	O	O	O	O	O	O
附件	O	O	O	O	O	O

本表格依据SJ/T 11364的规定编制。
O: 表示该有害物质在该部件所有均质材料中的含量均在GB/T 26572标准规定的限量要求以下。
X: 表示该有害物质在该部件某一均质材料中的含量超出GB/T 26572标准规定的限量要求。

温馨提示: 5年图标是指"环保有效使用期限", 不是产品质量保证期限。电子产品均含有铅、汞、铜等有害物质, 一旦超期使用, 有害物质将可能因为发生外泄或突变, 对环境造成污染, 或对人体及人身财产造成严重损害, "环保使用期限", 意为所有的电子产品都将要求在此有效期限内使用, 超过安全使用年限之后出现的安全风险问题, 我们将不再对产品质量负责。



不可水洗。

Overview					
Indicator (from bottom to top, A/B/C/D)					
USB-C connector					
Power button					
POM nib					
Shortcut Button Customization HOME Button Previous Page Power Button Next Page Brightness + Mute Brightness - Search Recently Used Apps Photograph Volume + Quick Screenshot Volume - Editable Screenshot					
Specifications Name: Baseus Smooth Writing 2 Series Plug-Type Stylus USB-C Active Wireless Version Model No.: BS-PS029 Material: Aluminum alloy barrel, plastic POM nib Pairing Name: Baseus-PS029 Charging Connector: USB-C Battery Capacity: 130mAh Accessories: USB-A to USB-C cable × 1, Active pen tip × 1, user manual × 1					
Compatible Model:					
Model	Model No.	Software Version	Screen Size	Support Magnetic Charging	
Pad 6	A1893/A1954		12.1.4	9.7	No
Pad 7	A2197/A2198/A2200		13.1	10.2	No
Pad 8	A2270/A2428/A2429/A2430		14	10.2	No
Pad 9	A2602/A2604/A2603/A2605		15	10.2	No
Pad 10	A2696/A2757/A2777		16	10.9	No
Pad mini 5	A2133/A2124/A2126/A2125		12.2	7.9	No
Pad mini 6	A2567/A2568/A2569		15	8.3	Yes
Pad Air 3	A2152/A2123/A2153/A2154		12.2	10.5	No
Pad Air 4	A2316/A2324/A2325/A2072		14	10.9	Yes
Pad Air 5	A2588/A2589/A2591		15	10.9	Yes
Pad Pro 3	A1980/A2013/A1934/A1979		12.2	11	Yes
Pad Pro 3	A1876/A2014/A1895/A1983		12.2	12.9	Yes
Pad Pro 2	A2228/A2068/A2230/A2231		13.4	11	Yes
Pad Pro 4	A2229/A2069/A2232/A2233		13.4	12.9	Yes
Pad Pro 3	A2377/A2459/A2301/A2460		14	11	Yes
Pad Pro 5	A2378/A2461/A2379/A2462		14	12.9	Yes
Pad Pro 4	A2759/A2435/A2761/A2762		16	11	Yes
Pad Pro 6	A2436/A2764/A2437/A2766		16	12.9	Yes