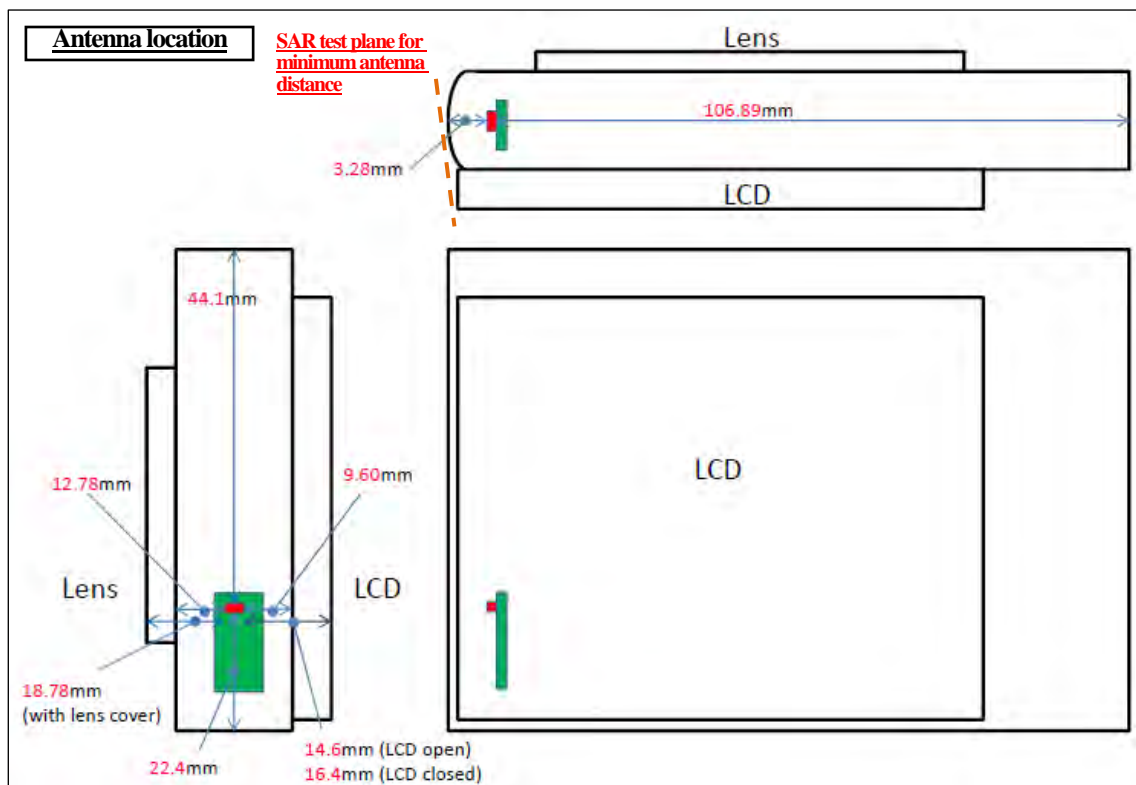



APPENDIX 1: Photographs of EUT and SAR test setup

Appendix 1-1: Photograph of Platform-Digital camera (model: PC2064) and antenna position



Appendix 1-2: EUT and support equipment



















Photographs show the conditions of the LCD position.

SAR tested Close (normal)	SAR tested Open (1)	SAR tested Open (2) (180degrees)	SAR reduced Open ("Open(1)" was tested by representation.)	SAR reduced Open ("Open(1)" was tested by representation.)
















Description of EUT and Support Equipment

No.	Item	Model number	Serial number	Manufacturer	Remark
A	Wireless Module	WM228	E4813949ECE3	Mitsumi	EUT.
B	Digital Camera	PC2064	139	Canon	(WM228's) Platform.
C1	Battery Pack for Digital camera /DC7.2V, 1040mAh (Li-ion)	LP-E17	42	Canon	Accessory of PC2064, Battery No. #42
C2			43		Accessory of PC2064, Battery No. #43
C3			44		Accessory of PC2064, Battery No. #44
D	Battery Charger (Battery Pack: LP-E17)	LC-E17E	01	Canon	Support equipment. With AC cable: 2m, Unshielded.
*. The following equipment was used for the antenna terminal port conducted power measurement.					
E	Digital Camera (Host)	PC1739	431030032181	Canon	Support equipment. (*.Ribbon cable=150mm)
-	DC Coupler	DR-90	-	Canon	Support equipment. With DC cable: 0.15m, Unshielded.
-	AC Adaptor	CA-DC10N	-	Canon	Support equipment. With DC cable: 1.9m, Unshielded. With AC cable: 1.9m, Unshielded.

Appendix 1-3: Photograph of test setup / Platform-Digital camera

Position	Setup photographs		
Left (LCD: close) (Touch)			
			
Left-rear (LCD: close) (Touch)			
			
Left-rear (LCD: Open(1)) (Touch)			
			

Appendix 1-3: Photograph of test setup / Platform-Digital camera (cont'd)

Position	Setup photographs		
Top (LCD: close) (Touch)			
Bottom (LCD: close) (Touch)			
Right (LCD: close) (Touch)			
Front (LCD: close) (Touch)			
Rear (LCD: close) (Touch)			
Rear (LCD: Open(2)) (Touch)	