



FCC RADIO TEST REPORT

FCC ID : A4RG020H
Equipment : Smartphone
Model Name : G020H
Applicant : Google LLC
1600 Amphitheatre Parkway,
Mountain View, CA 94043, USA
Standard : 47 CFR Part 2, 22(H), 24(E), 27(L)

The product was completed on Dec. 22, 2018. We, SPORTON INTERNATIONAL INC., would like to declare that the tested sample has been evaluated in accordance with the test procedures given in ANSI / TIA-603-E and has been in compliance with the applicable technical standards.

The report must not be used by the client to claim product certification, approval, or endorsement by TAF or any agency of government.

The test results in this report apply exclusively to the tested model / sample. Without written approval of SPORTON INTERNATIONAL INC. EMC & Wireless Communications Laboratory, the test report shall not be reproduced except in full.

Approved by: Jones Tsai

SPORTON INTERNATIONAL INC. EMC & Wireless Communications Laboratory
No. 52, Huaya 1st Rd., Guishan Dist., Taoyuan City, Taiwan (R.O.C.)



Table of Contents

History of this test report3

Summary of Test Result4

1 General Description.....5

 1.1 Product Feature of Equipment Under Test5

 1.2 Product Specification of Equipment Under Test.....5

 1.3 Modification of EUT.....6

 1.4 Maximum ERP/EIRP Power, Frequency Tolerance, and Emission Designator.....6

 1.5 Testing Location.....7

 1.6 Applicable Standards7

2 Test Configuration of Equipment Under Test.....8

 2.1 Test Mode8

 2.2 Connection Diagram of Test System9

 2.3 Support Unit used in test configuration.....9

 2.4 Measurement Results Explanation Example9

 2.5 Frequency List of Low/Middle/High Channels10

3 Conducted Test Result.....11

 3.1 Measuring Instruments11

 3.2 Conducted Output Power and ERP/EIRP.....12

 3.3 Peak-to-Average Ratio.....13

 3.4 99% Occupied Bandwidth and 26dB Bandwidth Measurement.....14

 3.5 Conducted Band Edge.....15

 3.6 Conducted Spurious Emission.....16

 3.7 Frequency Stability.....17

4 Radiated Test Items18

 4.1 Measuring Instruments18

 4.2 Test Setup.....18

 4.3 Test Result of Radiated Test18

 4.4 Field Strength of Spurious Radiation Measurement.....19

5 List of Measuring Equipment20

6 Uncertainty of Evaluation.....22

Appendix A. Test Results of Conducted Test

Appendix B. Test Results of ERP/EIRP and Radiated Test



History of this test report

Report No.	Version	Description	Issued Date
FG891148-01A	01	Initial issue of report	Dec. 26, 2018



Summary of Test Result

Report Clause	Ref Std. Clause	Test Items	Result (PASS/FAIL)	Remark
3.2	§2.1046	Conducted Output Power	Pass	-
	§22.913 (a)(2)	Effective Radiated Power		
	§24.232 (c)	Equivalent Isotropic Radiated Power		
	§27.50 (d)(4)	Equivalent Isotropic Radiated Power		
3.3	§24.232 (d)	Peak-to-Average Ratio	Pass	-
3.4	§2.1049 §22.917 (b) §24.238 (b) §27.53 (g)	Occupied Bandwidth	Pass	-
3.5	§2.1051 §22.917 (a) §24.238 (a) §27.53 (g)	Band Edge Measurement	Pass	-
3.6	§2.1051 §22.917 (a) §24.238 (a) §27.53 (g)	Conducted Emission	Pass	-
3.7	§2.1055 §22.355	Frequency Stability Temperature & Voltage	Pass	-
	§2.1055 §24.235 §27.54			-
4.4	§2.1053 §22.917 (a) §24.238 (a) §27.53 (h)	Field Strength of Spurious Radiation	Pass	Under limit 17.09 dB at 5142.000 MHz

Reviewed by: Wii Chang

Report Producer: Natasha Hsieh



1 General Description

1.1 Product Feature of Equipment Under Test

Product Feature	
Equipment	Smartphone
Model Name	G020H
Sample 1	The device with 1st battery
Sample 2	The device with 2nd battery
FCC ID	A4RG020H
EUT supports Radios application	GSM/EGPRS/WCDMA/HSPA/LTE/NFC/GNSS WLAN 11b/g/n HT20 WLAN 11a/n HT20/HT40 WLAN 11ac VHT20/VHT40/VHT80 Bluetooth BR/EDR/LE
EUT Stage	Identical Prototype

Remark: The above EUT's information was declared by manufacturer.

1.2 Product Specification of Equipment Under Test

Standards-related Product Specification	
Tx Frequency	GSM/GPRS/EDGE: 850: 824.2 MHz ~ 848.8 MHz 1900: 1850.2 MHz ~ 1909.8 MHz WCDMA: Band V: 826.4 MHz ~ 846.6 MHz Band II: 1852.4 MHz ~ 1907.6 MHz Band IV: 1712.4 MHz ~ 1752.6 MHz
Rx Frequency	GSM/GPRS/EDGE: 850: 869.2 MHz ~ 893.8 MHz 1900: 1930.2 MHz ~ 1989.8 MHz WCDMA: Band V: 871.4 MHz ~ 891.6 MHz Band II: 1932.4 MHz ~ 1987.6 MHz Band IV: 2112.4 MHz ~ 2152.6 MHz
Maximum Output Power to Antenna	GSM/GPRS/EDGE: 850: 33.83 dBm 1900: 30.53 dBm WCDMA: Band V: 23.93 dBm Band II: 24.94 dBm Band IV: 23.52 dBm



Standards-related Product Specification	
Antenna Type / Gain	Cellular Band : PIFA Antenna type with gain -5.1 dBi PCS Band : PIFA Antenna type with gain -0.6 dBi AWS Band : PIFA Antenna type with gain -1.2 dBi
Type of Modulation	GSM: GMSK GPRS: GMSK EDGE: GMSK / 8PSK WCDMA: BPSK (Uplink) HSDPA: 64QAM (Downlink) HSUPA: QPSK (Uplink)

1.3 Modification of EUT

No modifications are made to the EUT during all test items.

1.4 Maximum ERP/EIRP Power, Frequency Tolerance, and Emission Designator

FCC Rule	Frequency Range (MHz)	System	Type of Modulation	Maximum ERP/EIRP (W)	Frequency Tolerance (ppm)	Emission Designator
Part 22	824.2 ~848.8	GSM850 GPRS class 8	GMSK	0.4550	0.0084 ppm	249KGXW
Part 22	824.2 ~848.8	GSM850 EDGE class 8	8PSK	0.0977	0.0036 ppm	248KG7W
Part 22	826.4 ~846.6	WCDMA Band V RMC 12.2Kbps	BPSK	0.0466	0.1315 ppm	4M15F9W
Part 24	1850.2 ~1909.8	GSM1900 GPRS class 8	GMSK	0.9840	0.0239 ppm	249KGXW
Part 24	1850.2 ~1909.8	GSM1900 EDGE class 8	8PSK	0.3767	0.0037 ppm	252KG7W
Part 24	1852.4 ~ 1907.6	WCDMA Band II RMC 12.2Kbps	BPSK	0.2716	0.0048 ppm	4M15F9W
Part 27	1712.4 ~ 1752.6	WCDMA Band IV RMC 12.2Kbps	BPSK	0.1706	0.0048 ppm	4M15F9W



1.5 Testing Location

Sporton Lab is accredited to ISO 17025 by Taiwan Accreditation Foundation (TAF code : 1190) and the FCC designation No. TW1190 and TW0007 under the FCC 2.948(e) by Mutual Recognition Agreement (MRA) in FCC Test.

Test Site	SPORTON INTERNATIONAL INC.
Test Site Location	No.52, Huaya 1st Rd., Guishan Dist., Taoyuan City, Taiwan (R.O.C.) TEL: +886-3-327-3456 FAX: +886-3-328-4978
Test Site No.	Sporton Site No.
	TH03-HY

Note: The test site complies with ANSI C63.4 2014 requirement.

Test Site	SPORTON INTERNATIONAL INC.
Test Site Location	No.58, Aly. 75, Ln. 564, Wenhua 3rd, Rd., Guishan Dist., Taoyuan City, Taiwan (R.O.C.) TEL: +886-3-327-0868 FAX: +886-3-327-0855
Test Site No.	Sporton Site No.
	03CH11-HY

Note: The test site complies with ANSI C63.4 2014 requirement.

1.6 Applicable Standards

According to the specifications of the manufacturer, the EUT must comply with the requirements of the following standards:

- ♦ ANSI C63.26-2015
- ♦ ANSI / TIA-603-E
- ♦ 47 CFR Part 2, 22(H), 24(E), 27(L)
- ♦ FCC KDB 971168 D01 Power Meas. License Digital Systems v03r01
- ♦ FCC KDB 412172 D01 Determining ERP and EIRP v01r01

Remark:

1. All test items were verified and recorded according to the standards and without any deviation during the test.
2. This EUT has also been tested and complied with the requirements of FCC Part 15, Subpart B, recorded in a separate test report.



2 Test Configuration of Equipment Under Test

2.1 Test Mode

Antenna port conducted and radiated test items were performed according to KDB 971168 D01 Power Meas. License Digital Systems v03r01 with maximum output power.

For radiated measurement, pre-scanned in three orthogonal panels, X, Y, Z. The worst cases (X plane for PCS Band, Y plane for AWS Band for Sample 1 with Adapter 1 and Sample 1 with Adapter 2 and Sample 2 with Adapter 1, Z plane for Cellular Band for Sample 1 with Adapter 1) were recorded in this report.

Radiated emissions were investigated as following frequency range:

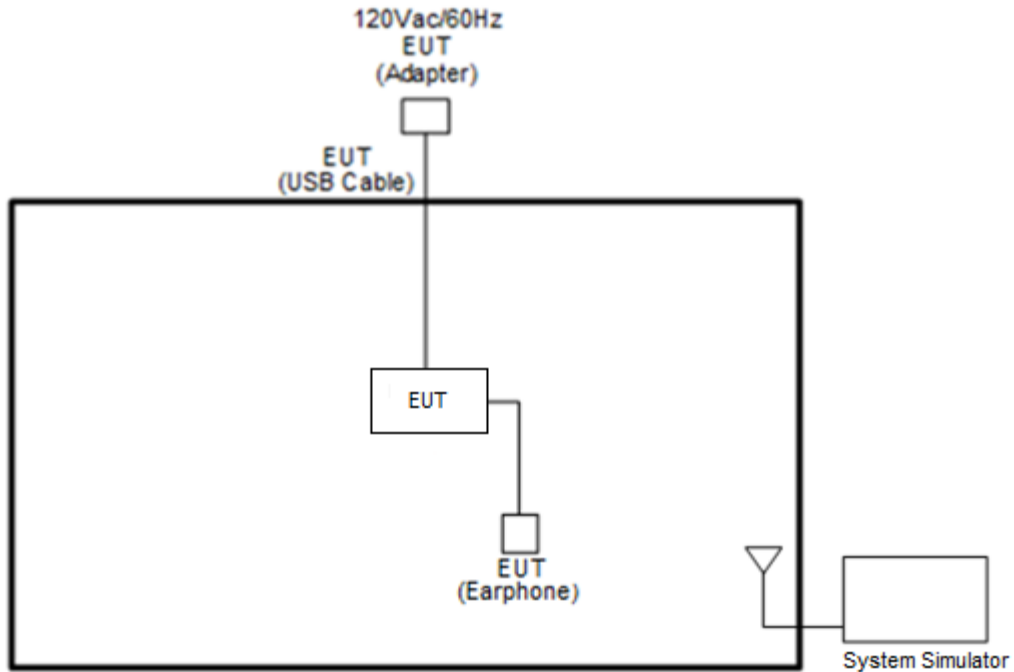
1. 30 MHz to 9000 MHz for GSM850 and WCDMA Band V.
2. 30 MHz to 18000 MHz for WCDMA Band IV.
3. 30 MHz to 19100 MHz for GSM1900 and WCDMA Band II

All modes and data rates and positions were investigated.

Test modes are chosen to be reported as the worst case configuration below:

Test Modes		
Band	Radiated TCs	Conducted TCs
GSM 850	■ GPRS Class 8 Link ■ EDGE Class 8 Link	■ GPRS Class 8 Link ■ EDGE Class 8 Link
GSM 1900	■ GPRS Class 8 Link ■ EDGE Class 8 Link	■ GPRS Class 8 Link ■ EDGE Class 8 Link
WCDMA Band V	■ RMC 12.2Kbps Link	■ RMC 12.2Kbps Link
WCDMA Band II	■ RMC 12.2Kbps Link	■ RMC 12.2Kbps Link
WCDMA Band IV	■ RMC 12.2Kbps Link	■ RMC 12.2Kbps Link

2.2 Connection Diagram of Test System



2.3 Support Unit used in test configuration

Item	Equipment	Trade Name	Model No.	FCC ID	Data Cable	Power Cord
1.	System Simulator	R&S	CMU 200	N/A	N/A	Unshielded, 1.8 m

2.4 Measurement Results Explanation Example

For all conducted test items:

The offset level is set in the spectrum analyzer to compensate the RF cable loss and attenuator factor between RF conducted output port and spectrum analyzer. With the offset compensation, the spectrum analyzer reading level will be exactly the RF output level.

The spectrum analyzer offset is derived from RF cable loss and attenuator factor.

$Offset = RF\ cable\ loss + attenuator\ factor.$

The following shows an offset computation example with RF cable loss 4.2 dB and a 10dB attenuator.

Example:

$$\begin{aligned}
 Offset(dB) &= RF\ cable\ loss(dB) + attenuator\ factor(dB). \\
 &= 4.2 + 10 = 14.2\ (dB)
 \end{aligned}$$



2.5 Frequency List of Low/Middle/High Channels

Frequency List				
Band	Channel/Frequency(MHz)	Lowest	Middle	Highest
GSM850	Channel	128	189	251
	Frequency	824.2	836.4	848.8
WCDMA Band V	Channel	4132	4182	4233
	Frequency	826.4	836.4	846.6
GSM1900	Channel	512	661	810
	Frequency	1850.2	1880.0	1909.8
WCDMA Band II	Channel	9262	9400	9538
	Frequency	1852.4	1880.0	1907.6
WCDMA Band IV	Channel	1312	1413	1513
	Frequency	1712.4	1732.6	1752.6


3 Conducted Test Result

3.1 Measuring Instruments

See list of measuring instruments of this test report.

3.1.1 Test Setup

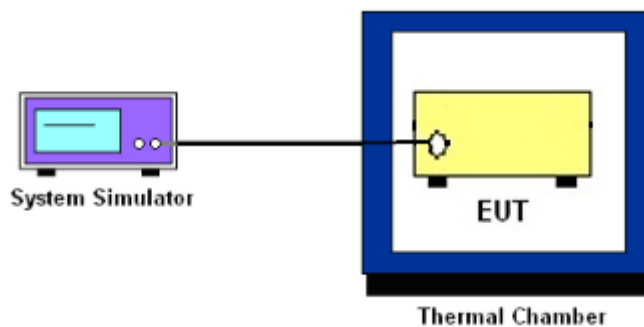
3.1.2 Conducted Output Power



3.1.3 Peak-to-Average Ratio, Occupied Bandwidth, Conducted Band-Edge and Conducted Spurious Emission



3.1.4 Frequency Stability



3.1.5 Test Result of Conducted Test

Please refer to Appendix A.



3.2 Conducted Output Power and ERP/EIRP

3.2.1 Description of the Conducted Output Power and ERP/EIRP

A system simulator was used to establish communication with the EUT. Its parameters were set to enforce EUT transmitting at the maximum power. The measured power in the radio frequency on the transmitter output terminals shall be reported.

The ERP of mobile transmitters must not exceed 7 Watts for GSM850 and WCDMA Band V.

The EIRP of mobile transmitters must not exceed 2 Watts for GSM1900 and WCDMA Band II.

The EIRP of mobile transmitters must not exceed 1 Watts for WCDMA Band IV.

According to KDB 412172 D01 Power Approach,

$EIRP = P_T + G_T - L_C$, $ERP = EIRP - 2.15$, where

P_T = transmitter output power in dBm

G_T = gain of the transmitting antenna in dBi

L_C = signal attenuation in the connecting cable between the transmitter and antenna in dB

3.2.2 Test Procedures

1. The transmitter output port was connected to the system simulator.
2. Set EUT at maximum power through system simulator.
3. Select lowest, middle, and highest channels for each band and different modulation.
4. Measure the maximum burst average power for GSM and maximum average power for other modulation signal.



3.3 Peak-to-Average Ratio

3.3.1 Description of the PAR Measurement

The peak-to-average ratio (PAR) of the transmission may not exceed 13 dB.

3.3.2 Test Procedures

The testing follows FCC KDB 971168 D01 v03r01 Section 5.7.1

1. The EUT was connected to spectrum analyzer and system simulator via a power divider.
2. Set EUT to transmit at maximum output power.
3. When the duty cycle is less than 98%, then signal gating will be implemented on the spectrum analyzer by triggering from the system simulator.
4. Set the CCDF (Complementary Cumulative Distribution Function) option of the spectrum analyzer.
5. Record the maximum PAPR level associated with a probability of 0.1%.



3.4 99% Occupied Bandwidth and 26dB Bandwidth Measurement

3.4.1 Description of 99% Occupied Bandwidth and 26dB Bandwidth Measurement

The occupied bandwidth is the width of a frequency band such that, below the lower and above the upper frequency limits, the mean powers emitted are each equal to a specified percentage 0.5% of the total mean transmitted power.

The 26 dB emission bandwidth is defined as the frequency range between two points, one above and one below the carrier frequency, at which the spectral density of the emission is attenuated 26 dB below the maximum in-band spectral density of the modulated signal. Spectral density (power per unit bandwidth) is to be measured with a detector of resolution bandwidth equal to approximately 1.0% of the emission bandwidth.

3.4.2 Test Procedures

The testing follows FCC KDB 971168 D01 v03r01 Section 4.2

1. The EUT was connected to spectrum analyzer and system simulator via a power divider.
2. The spectrum analyzer center frequency is set to the nominal EUT channel center frequency. The span range for the spectrum analyzer shall be between two and five times the anticipated OBW.
3. The nominal resolution bandwidth (RBW) shall be in the range of 1 to 5 % of the anticipated OBW, and the VBW shall be at least 3 times the RBW.
4. Set the detection mode to peak, and the trace mode to max hold.
5. Determine the reference value: Set the EUT to transmit a modulated signal. Allow the trace to stabilize. Set the spectrum analyzer marker to the highest level of the displayed trace.
(this is the reference value)
6. Determine the “-26 dB down amplitude” as equal to (Reference Value – X).
7. Place two markers, one at the lowest and the other at the highest frequency of the envelope of the spectral display such that each marker is at or slightly below the “-X dB down amplitude” determined in step 6. If a marker is below this “-X dB down amplitude” value it shall be placed as close as possible to this value. The OBW is the positive frequency difference between the two markers.
8. Use the 99 % power bandwidth function of the spectrum analyzer and report the measured bandwidth.



3.5 Conducted Band Edge

3.5.1 Description of Conducted Band Edge Measurement

The power of any emission outside of the authorized operating frequency ranges must be lower than the transmitter power (P) by a factor of at least $43 + 10 \log (P)$ dB.

3.5.2 Test Procedures

The testing follows FCC KDB 971168 D01 v03r01 Section 6.0.

1. The EUT was connected to the spectrum analyzer and system simulator via a power divider.
2. The RF output of EUT was connected to the spectrum analyzer by an RF cable and attenuator. The path loss was compensated to the results for each measurement.
3. The band edges of low and high channels for the highest RF powers were measured.
4. The RF fundamental frequency should be excluded against the limit line in the operating frequency band.
5. The limit line is derived from $43 + 10\log(P)$ dB below the transmitter power P(Watts)



3.6 Conducted Spurious Emission

3.6.1 Description of Conducted Spurious Emission Measurement

The power of any emission outside of the authorized operating frequency ranges must be lower than the transmitter power (P) by a factor of at least $43 + 10 \log (P)$ dB.

It is measured by means of a calibrated spectrum analyzer and scanned from 30 MHz up to a frequency including its 10th harmonic.

3.6.2 Test Procedures

The testing follows FCC KDB 971168 D01 v03r01 Section 6.0.

1. The EUT was connected to the spectrum analyzer and system simulator via a power divider.
2. The RF output of EUT was connected to the spectrum analyzer by an RF cable and attenuator. The path loss was compensated to the results for each measurement.
3. The middle channel for the highest RF power within the transmitting frequency was measured.
4. The conducted spurious emission for the whole frequency range was taken.
5. The RF fundamental frequency should be excluded against the limit line in the operating frequency band.
6. The limit line is derived from $43 + 10\log(P)$ dB below the transmitter power P(Watts)



3.7 Frequency Stability

3.7.1 Description of Frequency Stability Measurement

22.355

The frequency stability shall be measured by variation of ambient temperature and variation of primary supply voltage to ensure that the fundamental emission stays within the authorized frequency block. The frequency stability of the transmitter shall be maintained within $\pm 0.00025\%$ ($\pm 2.5\text{ppm}$) of the center frequency.

24.235 & 27.54

The frequency stability shall be sufficient to ensure that the fundamental emission stays within the authorized frequency block.

3.7.2 Test Procedures for Temperature Variation

The testing follows FCC KDB 971168 D01 v03r01 Section 9.0.

1. The EUT was set up in the thermal chamber and connected with the system simulator.
2. With power OFF, the temperature was decreased to -30°C and the EUT was stabilized before testing. Power was applied and the maximum change in frequency was recorded within one minute.
3. With power OFF, the temperature was raised in 10°C steps up to 50°C . The EUT was stabilized at each step for at least half an hour. Power was applied and the maximum frequency change was recorded within one minute.

3.7.3 Test Procedures for Voltage Variation

The testing follows FCC KDB 971168 D01 v03r01 Section 9.0.

1. The EUT was placed in a temperature chamber at $20\pm 5^{\circ}\text{C}$ and connected with the system simulator.
2. The power supply voltage to the EUT was varied from 85% to 115% of the nominal value measured at the input to the EUT.
3. The variation in frequency was measured for the worst case.

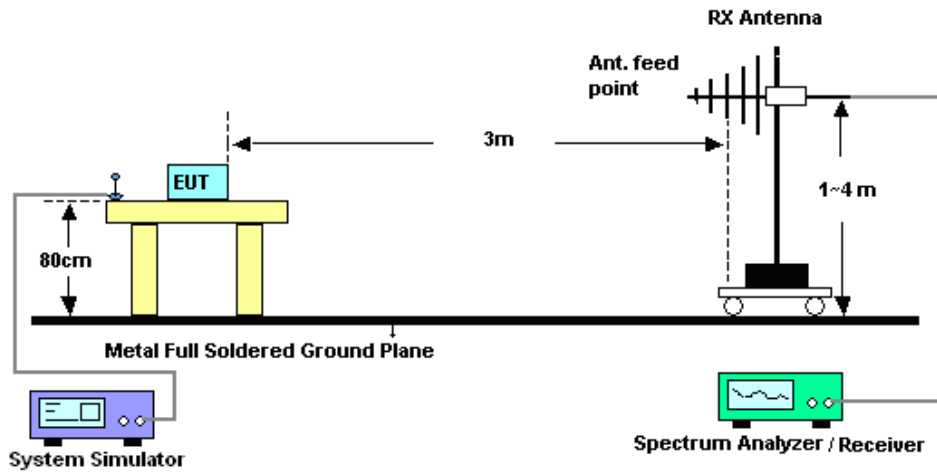
4 Radiated Test Items

4.1 Measuring Instruments

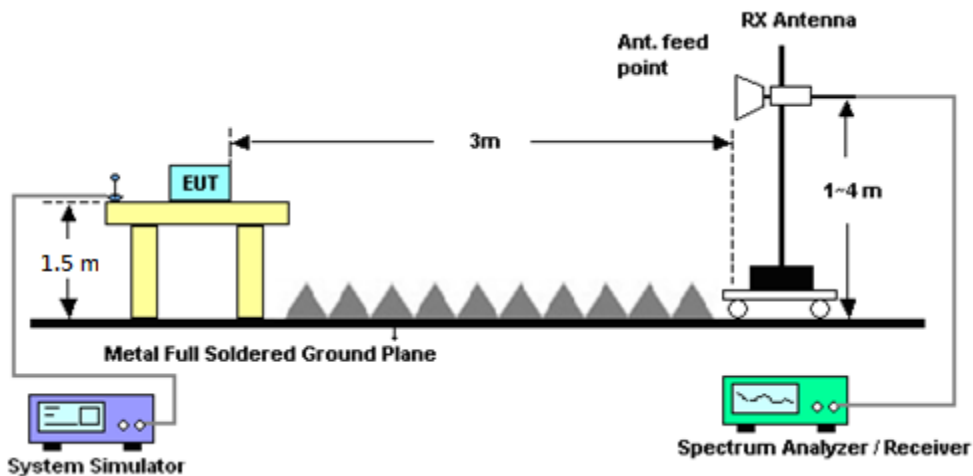
See list of measuring instruments of this test report.

4.2 Test Setup

For radiated test from 30MHz to 1GHz



For radiated test above 1GHz



4.3 Test Result of Radiated Test

Please refer to Appendix B.



4.4 Field Strength of Spurious Radiation Measurement

4.4.1 Description of Field Strength of Spurious Radiated Measurement

The power of any emission outside of the authorized operating frequency ranges must be attenuated below the transmitter power (P) by a factor of at least $43 + 10 \log (P)$ dB. The spectrum is scanned from 30 MHz up to a frequency including its 10th harmonic.

4.4.2 Test Procedures

The testing follows FCC KDB 971168 D01 v03r01 Section 5.8 and ANSI / TIA-603-E Section 2.2.12.

1. The EUT was placed on a rotatable wooden table 0.8 meters for frequency below 1GHz and 1.5 meter for frequency above 1GHz above the ground.
2. The EUT was set 3 meters from the receiving antenna, which was mounted on the antenna tower.
3. The table was rotated 360 degrees to determine the position of the highest spurious emission.
4. The height of the receiving antenna is varied between one meter and four meters to search for the maximum spurious emission for both horizontal and vertical polarizations.
5. Make the measurement with the spectrum analyzer's RBW = 1MHz, VBW = 3MHz, taking record of maximum spurious emission.
6. A horn antenna was substituted in place of the EUT and was driven by a signal generator.
7. Tune the output power of signal generator to the same emission level with EUT maximum spurious emission.
8. Taking the record of output power at antenna port.
9. Repeat step 7 to step 8 for another polarization.
10. $EIRP (dBm) = S.G. Power - Tx Cable Loss + Tx Antenna Gain$
11. $ERP (dBm) = EIRP - 2.15$
12. The RF fundamental frequency should be excluded against the limit line in the operating frequency band.
13. The limit line is derived from $43 + 10\log(P)$ dB below the transmitter power P(Watts)



5 List of Measuring Equipment

Instrument	Manufacturer	Model No.	Serial No.	Characteristics	Calibration Date	Test Date	Due Date	Remark
Base Station (Measure)	Rohde & Schwarz	CMU200	117995	GSM / GPRS / WCDMA / CDMA	Aug. 10, 2018	Oct. 16, 2018~ Nov. 15, 2018	Aug. 09, 2019	Conducted (TH03-HY)
Spectrum Analyzer	Rohde & Schwarz	FSP30	101329	9kHz~30GHz	Jun. 29, 2018	Oct. 16, 2018~ Nov. 15, 2018	Jun. 28, 2019	Conducted (TH03-HY)
Temperature Chamber	ESPEC	SU-641	92013721	-30°C ~70°C	Dec. 06, 2017	Oct. 16, 2018~ Nov. 15, 2018	Dec. 05, 2019	Conducted (TH03-HY)
Programmable Power Supply	GW Instek	PSS-2005	EL883644	Voltage:0~20V;Current:0~5A	Dec. 06, 2017	Oct. 16, 2018~ Nov. 15, 2018	Dec. 05, 2019	Conducted (TH03-HY)
Amplifier	MITEQ	TTA1840-35-HG	1871923	18GHz~40GHz, VSWR : 2.5:1 max	Jul. 16, 2018	Dec. 04, 2018~ Dec. 22, 2018	Jul. 15, 2019	Radiation (03CH11-HY)
Amplifier	SONOMA	310N	187231	9kHz~1GHz	Jan. 08, 2018	Dec. 04, 2018~ Dec. 22, 2018	Jan. 07, 2019	Radiation (03CH11-HY)
Bilog Antenna	TESEQ	CBL 6111D&N-6-06	35414&AT-N0602	30MHz~1GHz	Oct. 13, 2018	Dec. 04, 2018~ Dec. 22, 2018	Oct. 12, 2019	Radiation (03CH11-HY)
Horn Antenna	SCHWARZBECK	BBHA 9120D	9120D-1326	1GHz ~ 18GHz	Oct. 15, 2018	Dec. 04, 2018~ Dec. 22, 2018	Oct. 14, 2019	Radiation (03CH11-HY)
Horn Antenna	SCHWARZBECK	BBHA 9120D	9120D-1328	1GHz ~ 18GHz	Nov. 09, 2018	Dec. 04, 2018~ Dec. 22, 2018	Nov. 08, 2019	Radiation (03CH11-HY)
Loop Antenna	Rohde & Schwarz	HFH2-Z2	100488	9 kHz~30 MHz	Nov. 23, 2017	Dec. 04, 2018~ Dec. 22, 2018	Nov. 22, 2019	Radiation (03CH11-HY)
Preamplifier	Keysight	83017A	MY53270148	1GHz~26.5GHz	Nov. 14, 2018	Dec. 04, 2018~ Dec. 22, 2018	Nov. 13, 2019	Radiation (03CH11-HY)
Spectrum Analyzer	Keysight	N9010A	MY54200486	10Hz ~ 44GHz	Oct. 18, 2018	Dec. 04, 2018~ Dec. 22, 2018	Oct. 17, 2019	Radiation (03CH11-HY)
Filter	Wainwright	WHKX12-1080-1200-1500-60SS	SN2	1.2G High Pass	Sep. 17, 2018	Dec. 04, 2018~ Dec. 22, 2018	Sep. 16, 2019	Radiation (03CH11-HY)
Filter	Wainwright	WHKX12-2700-3000-1800-60SS	SN3	2.7G High Pass	Sep. 17, 2018	Dec. 04, 2018~ Dec. 22, 2018	Sep. 16, 2019	Radiation (03CH11-HY)
Controller	EMEC	EM 1000	N/A	Control Turn table & Ant Mast	N/A	Dec. 04, 2018~ Dec. 22, 2018	N/A	Radiation (03CH11-HY)
Antenna Mast	EMEC	AM-BS-4500-B	N/A	1~4m	N/A	Dec. 04, 2018~ Dec. 22, 2018	N/A	Radiation (03CH11-HY)
Turn Table	EMEC	TT 2000	N/A	0~360 Degree	N/A	Dec. 04, 2018~ Dec. 22, 2018	N/A	Radiation (03CH11-HY)



Instrument	Manufacturer	Model No.	Serial No.	Characteristics	Calibration Date	Test Date	Due Date	Remark
EMI Test Receiver	Keysight	N9038A (MXE)	MY55420170	N/A	Mar. 06, 2018	Dec. 04, 2018~ Dec. 22, 2018	Mar. 05, 2019	Radiation (03CH11-HY)
Signal Generator	Rohde & Schwarz	SMF100A	101107	100kHz~40GHz	May 22, 2018	Dec. 04, 2018~ Dec. 22, 2018	May 21, 2019	Radiation (03CH11-HY)
SHF-EHF Horn Antenna	SCHWARZBECK	BBHA 9170	BBHA9170576	18GHz- 40GHz	May 08, 2018	Dec. 04, 2018~ Dec. 22, 2018	May 07, 2019	Radiation (03CH11-HY)
RF Cable	HUBER + SUHNER	SUCOFLEX 104	MY9837/4PE	9kHz-30MHz	Mar. 14, 2018	Dec. 04, 2018~ Dec. 22, 2018	Mar. 13, 2019	Radiation (03CH11-HY)
RF Cable	HUBER + SUHNER	SUCOFLEX 102	MY2859/2	30MHz-40GHz	Mar. 14, 2018	Dec. 04, 2018~ Dec. 22, 2018	Mar. 13, 2019	Radiation (03CH11-HY)
RF Cable	HUBER + SUHNER	SUCOFLEX 104	MY9837/4PE	30M-18G	Mar. 14, 2018	Dec. 04, 2018~ Dec. 22, 2018	Mar. 13, 2019	Radiation (03CH11-HY)
Software	Audix	E3 6.2009-8-24	RK-001042	N/A	N/A	Dec. 04, 2018~ Dec. 22, 2018	N/A	Radiation (03CH11-HY)



6 Uncertainty of Evaluation

Uncertainty of Radiated Emission Measurement (30 MHz ~ 1000 MHz)

Measuring Uncertainty for a Level of Confidence of 95% ($U = 2Uc(y)$)	5.20
---	------

Uncertainty of Radiated Emission Measurement (1 GHz ~ 18 GHz)

Measuring Uncertainty for a Level of Confidence of 95% ($U = 2Uc(y)$)	5.50
---	------

Uncertainty of Radiated Emission Measurement (18 GHz ~ 40 GHz)

Measuring Uncertainty for a Level of Confidence of 95% ($U = 2Uc(y)$)	5.20
---	------



Appendix A. Test Results of Conducted Test

Conducted Output Power(Average power)

Conducted Power (*Unit: dBm)						
Band	GSM850			GSM1900		
Channel	128	189	251	512	661	810
Frequency	824.2	836.4	848.8	1850.2	1880	1909.8
GSM	33.82	33.53	33.80	30.51	30.10	29.99
GPRS class 8	33.83	33.53	33.81	30.53	30.10	30.00
GPRS class 10	31.96	31.59	31.61	29.01	28.85	28.65
GPRS class 11	29.67	29.94	29.92	27.21	26.96	26.59
GPRS class 12	28.54	28.76	28.80	26.26	26.03	25.76
EGPRS class 8	27.12	27.15	27.08	26.36	26.13	25.91
EGPRS class 10	26.48	26.55	26.84	25.72	25.57	25.38
EGPRS class 11	24.28	24.65	24.38	24.65	24.56	24.09
EGPRS class 12	22.21	22.20	22.14	23.47	23.25	23.00

Conducted Power (*Unit: dBm)						
Band	WCDMA Band V			WCDMA Band II		
Channel	4132	4182	4233	9262	9400	9538
Frequency	826.4	836.4	846.6	1852.4	1880	1907.6
RMC 12.2K	23.79	23.82	23.93	24.78	24.91	24.94
HSDPA Subtest-1	22.52	22.49	22.63	23.63	23.81	23.93
HSDPA Subtest-2	22.53	22.51	22.64	23.65	23.82	23.93
HSDPA Subtest-3	22.03	22.02	22.16	23.16	23.45	23.41
HSDPA Subtest-4	22.04	22.03	22.15	23.18	23.45	23.43
HSUPA Subtest-1	21.50	21.45	21.57	22.82	22.71	22.76
HSUPA Subtest-2	20.50	20.50	20.60	21.64	21.83	21.93
HSUPA Subtest-3	21.01	20.95	21.04	21.80	21.98	22.10
HSUPA Subtest-4	20.50	20.49	20.61	21.49	21.83	21.94
HSUPA Subtest-5	22.51	22.49	22.61	23.65	23.82	23.93



Conducted Power (*Unit: dBm)			
Band	WCDMA Band IV		
Channel	1312	1413	1513
Frequency	1712.4	1732.6	1752.6
RMC 12.2K	23.38	23.52	23.50
HSDPA Subtest-1	22.40	22.50	22.54
HSDPA Subtest-2	22.14	22.53	22.57
HSDPA Subtest-3	21.92	22.00	22.08
HSDPA Subtest-4	21.93	22.05	22.07
HSUPA Subtest-1	22.38	22.51	22.48
HSUPA Subtest-2	20.34	20.55	20.54
HSUPA Subtest-3	21.41	21.53	21.53
HSUPA Subtest-4	20.32	20.54	20.55
HSUPA Subtest-5	22.40	22.60	22.50



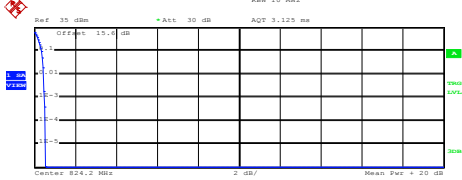
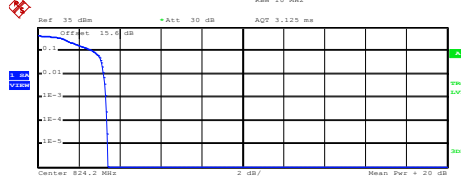
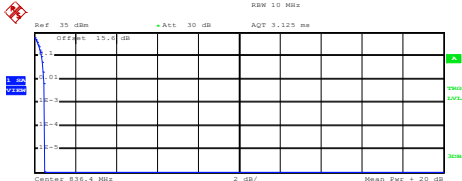
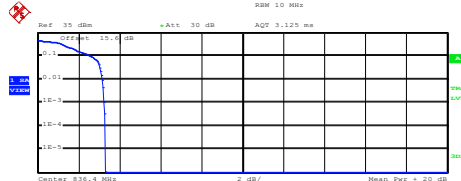

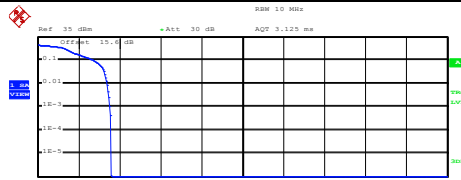
A2. GSM

Peak-to-Average Ratio

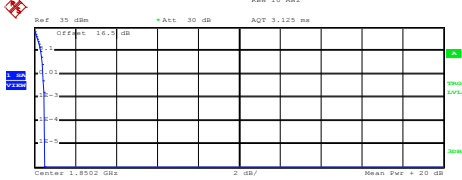
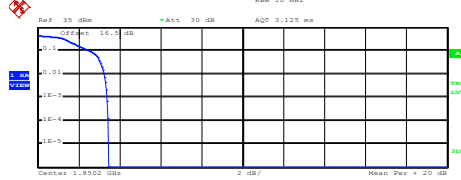
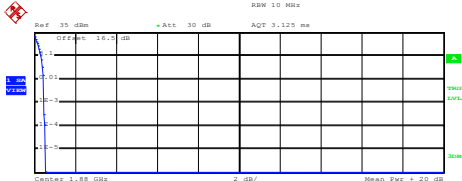
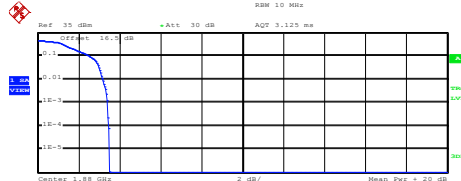

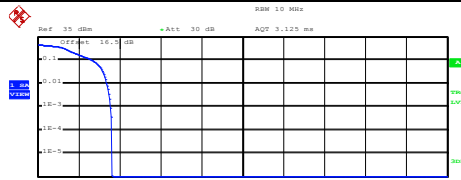
Mode	GSM850		Limit: 13dB
Mod.	GPRS class 8	EDGE class 8	Result
Lowest CH	0.52	3.32	PASS
Middle CH	0.52	3.24	
Highest CH	0.52	3.52	

Mode	GSM1900		Limit: 13dB
Mod.	GPRS class 8	EDGE class 8	Result
Lowest CH	0.48	3.40	PASS
Middle CH	0.48	3.40	
Highest CH	0.52	3.56	



GSM850 (GPRS class 8)	GSM850 (EDGE class 8)																
<p align="center">Lowest Channel</p>  <p>Center 824.2 MHz 2 dB/ Mean Pwr = 20 dB</p> <p>Complementary Cumulative Distribution Function (100000 samples) Trace 1 Mean 32.26 dBm Peak 32.79 dBm Crest 0.53 dB</p> <table border="1"> <tr><td>10 %</td><td>0.36 dB</td></tr> <tr><td>1 %</td><td>0.48 dB</td></tr> <tr><td>.1 %</td><td>0.52 dB</td></tr> <tr><td>.01 %</td><td>0.56 dB</td></tr> </table> <p>Date: 9.OCT.2018 14:00:42</p>	10 %	0.36 dB	1 %	0.48 dB	.1 %	0.52 dB	.01 %	0.56 dB	<p align="center">Lowest Channel</p>  <p>Center 824.2 MHz 2 dB/ Mean Pwr = 20 dB</p> <p>Complementary Cumulative Distribution Function (100000 samples) Trace 1 Mean 26.21 dBm Peak 29.61 dBm Crest 3.40 dB</p> <table border="1"> <tr><td>10 %</td><td>2.68 dB</td></tr> <tr><td>1 %</td><td>3.24 dB</td></tr> <tr><td>.1 %</td><td>3.32 dB</td></tr> <tr><td>.01 %</td><td>3.40 dB</td></tr> </table> <p>Date: 9.OCT.2018 14:27:45</p>	10 %	2.68 dB	1 %	3.24 dB	.1 %	3.32 dB	.01 %	3.40 dB
10 %	0.36 dB																
1 %	0.48 dB																
.1 %	0.52 dB																
.01 %	0.56 dB																
10 %	2.68 dB																
1 %	3.24 dB																
.1 %	3.32 dB																
.01 %	3.40 dB																
<p align="center">Middle Channel</p>  <p>Center 836.4 MHz 2 dB/ Mean Pwr = 20 dB</p> <p>Complementary Cumulative Distribution Function (100000 samples) Trace 1 Mean 32.22 dBm Peak 32.71 dBm Crest 0.50 dB</p> <table border="1"> <tr><td>10 %</td><td>0.36 dB</td></tr> <tr><td>1 %</td><td>0.48 dB</td></tr> <tr><td>.1 %</td><td>0.52 dB</td></tr> <tr><td>.01 %</td><td>0.52 dB</td></tr> </table> <p>Date: 9.OCT.2018 14:00:58</p>	10 %	0.36 dB	1 %	0.48 dB	.1 %	0.52 dB	.01 %	0.52 dB	<p align="center">Middle Channel</p>  <p>Center 836.4 MHz 2 dB/ Mean Pwr = 20 dB</p> <p>Complementary Cumulative Distribution Function (100000 samples) Trace 1 Mean 26.30 dBm Peak 29.61 dBm Crest 3.31 dB</p> <table border="1"> <tr><td>10 %</td><td>2.60 dB</td></tr> <tr><td>1 %</td><td>3.16 dB</td></tr> <tr><td>.1 %</td><td>3.24 dB</td></tr> <tr><td>.01 %</td><td>3.32 dB</td></tr> </table> <p>Date: 9.OCT.2018 14:27:58</p>	10 %	2.60 dB	1 %	3.16 dB	.1 %	3.24 dB	.01 %	3.32 dB
10 %	0.36 dB																
1 %	0.48 dB																
.1 %	0.52 dB																
.01 %	0.52 dB																
10 %	2.60 dB																
1 %	3.16 dB																
.1 %	3.24 dB																
.01 %	3.32 dB																
<p align="center">Highest Channel</p>  <p>Center 848.8 MHz 2 dB/ Mean Pwr = 20 dB</p> <p>Complementary Cumulative Distribution Function (100000 samples) Trace 1 Mean 32.28 dBm Peak 32.79 dBm Crest 0.51 dB</p> <table border="1"> <tr><td>10 %</td><td>0.36 dB</td></tr> <tr><td>1 %</td><td>0.48 dB</td></tr> <tr><td>.1 %</td><td>0.52 dB</td></tr> <tr><td>.01 %</td><td>0.52 dB</td></tr> </table> <p>Date: 9.OCT.2018 14:01:10</p>	10 %	0.36 dB	1 %	0.48 dB	.1 %	0.52 dB	.01 %	0.52 dB	<p align="center">Highest Channel</p>  <p>Center 848.8 MHz 2 dB/ Mean Pwr = 20 dB</p> <p>Complementary Cumulative Distribution Function (100000 samples) Trace 1 Mean 26.24 dBm Peak 29.82 dBm Crest 3.59 dB</p> <table border="1"> <tr><td>10 %</td><td>2.76 dB</td></tr> <tr><td>1 %</td><td>3.40 dB</td></tr> <tr><td>.1 %</td><td>3.52 dB</td></tr> <tr><td>.01 %</td><td>3.60 dB</td></tr> </table> <p>Date: 9.OCT.2018 14:28:09</p>	10 %	2.76 dB	1 %	3.40 dB	.1 %	3.52 dB	.01 %	3.60 dB
10 %	0.36 dB																
1 %	0.48 dB																
.1 %	0.52 dB																
.01 %	0.52 dB																
10 %	2.76 dB																
1 %	3.40 dB																
.1 %	3.52 dB																
.01 %	3.60 dB																



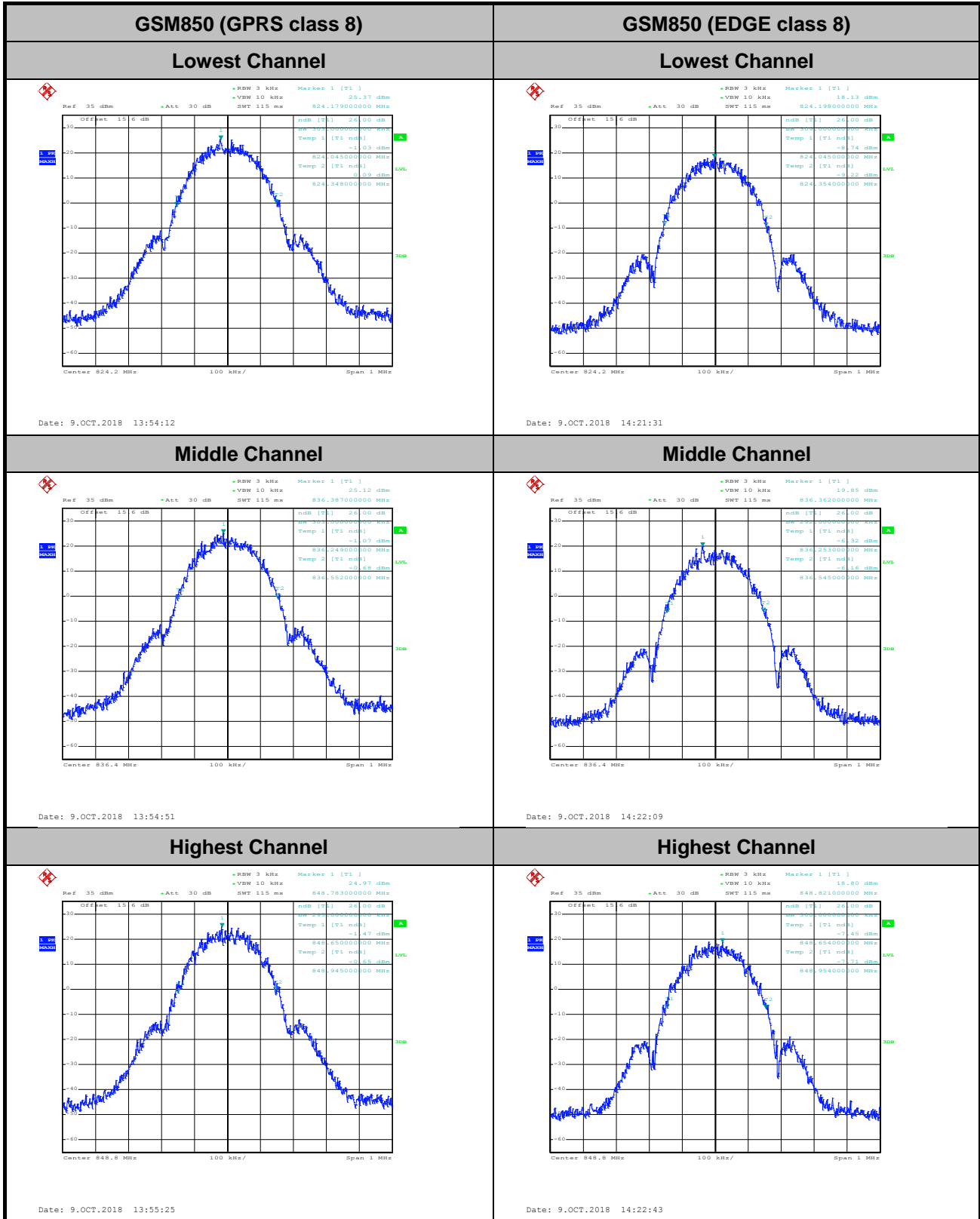
GSM1900 (GPRS class 8)	GSM1900 (EDGE class 8)																
<p style="text-align: center;">Lowest Channel</p>  <p>Ref: 35 dBm *Att: 30 dB AQT: 3.125 ms Center: 1.8502 GHz 2 dB/ Mean Pwr: +20 dB</p> <p>Complementary Cumulative Distribution Function (100000 samples) Trace 1 Mean: 29.18 dBm Peak: 29.68 dBm Crest: 0.50 dB</p> <table border="1"> <tr><td>10 %</td><td>0.32 dB</td></tr> <tr><td>1 %</td><td>0.44 dB</td></tr> <tr><td>.1 %</td><td>0.48 dB</td></tr> <tr><td>.01 %</td><td>0.52 dB</td></tr> </table> <p>Date: 9.OCT.2018 13:34:25</p>	10 %	0.32 dB	1 %	0.44 dB	.1 %	0.48 dB	.01 %	0.52 dB	<p style="text-align: center;">Lowest Channel</p>  <p>Ref: 35 dBm *Att: 30 dB AQT: 3.125 ms Center: 1.8502 GHz 2 dB/ Mean Pwr: +20 dB</p> <p>Complementary Cumulative Distribution Function (100000 samples) Trace 1 Mean: 24.90 dBm Peak: 28.34 dBm Crest: 3.44 dB</p> <table border="1"> <tr><td>10 %</td><td>2.56 dB</td></tr> <tr><td>1 %</td><td>3.24 dB</td></tr> <tr><td>.1 %</td><td>3.40 dB</td></tr> <tr><td>.01 %</td><td>3.44 dB</td></tr> </table> <p>Date: 9.OCT.2018 14:15:01</p>	10 %	2.56 dB	1 %	3.24 dB	.1 %	3.40 dB	.01 %	3.44 dB
10 %	0.32 dB																
1 %	0.44 dB																
.1 %	0.48 dB																
.01 %	0.52 dB																
10 %	2.56 dB																
1 %	3.24 dB																
.1 %	3.40 dB																
.01 %	3.44 dB																
<p style="text-align: center;">Middle Channel</p>  <p>Ref: 35 dBm *Att: 30 dB AQT: 3.125 ms Center: 1.85 GHz 2 dB/ Mean Pwr: +20 dB</p> <p>Complementary Cumulative Distribution Function (100000 samples) Trace 1 Mean: 29.00 dBm Peak: 29.54 dBm Crest: 0.54 dB</p> <table border="1"> <tr><td>10 %</td><td>0.32 dB</td></tr> <tr><td>1 %</td><td>0.44 dB</td></tr> <tr><td>.1 %</td><td>0.48 dB</td></tr> <tr><td>.01 %</td><td>0.52 dB</td></tr> </table> <p>Date: 9.OCT.2018 13:34:40</p>	10 %	0.32 dB	1 %	0.44 dB	.1 %	0.48 dB	.01 %	0.52 dB	<p style="text-align: center;">Middle Channel</p>  <p>Ref: 35 dBm *Att: 30 dB AQT: 3.125 ms Center: 1.85 GHz 2 dB/ Mean Pwr: +20 dB</p> <p>Complementary Cumulative Distribution Function (100000 samples) Trace 1 Mean: 24.69 dBm Peak: 28.20 dBm Crest: 3.51 dB</p> <table border="1"> <tr><td>10 %</td><td>2.56 dB</td></tr> <tr><td>1 %</td><td>3.16 dB</td></tr> <tr><td>.1 %</td><td>3.40 dB</td></tr> <tr><td>.01 %</td><td>3.48 dB</td></tr> </table> <p>Date: 9.OCT.2018 14:15:14</p>	10 %	2.56 dB	1 %	3.16 dB	.1 %	3.40 dB	.01 %	3.48 dB
10 %	0.32 dB																
1 %	0.44 dB																
.1 %	0.48 dB																
.01 %	0.52 dB																
10 %	2.56 dB																
1 %	3.16 dB																
.1 %	3.40 dB																
.01 %	3.48 dB																
<p style="text-align: center;">Highest Channel</p>  <p>Ref: 35 dBm *Att: 30 dB AQT: 3.125 ms Center: 1.9098 GHz 2 dB/ Mean Pwr: +20 dB</p> <p>Complementary Cumulative Distribution Function (100000 samples) Trace 1 Mean: 28.76 dBm Peak: 29.33 dBm Crest: 0.57 dB</p> <table border="1"> <tr><td>10 %</td><td>0.32 dB</td></tr> <tr><td>1 %</td><td>0.48 dB</td></tr> <tr><td>.1 %</td><td>0.52 dB</td></tr> <tr><td>.01 %</td><td>0.52 dB</td></tr> </table> <p>Date: 9.OCT.2018 13:34:51</p>	10 %	0.32 dB	1 %	0.48 dB	.1 %	0.52 dB	.01 %	0.52 dB	<p style="text-align: center;">Highest Channel</p>  <p>Ref: 35 dBm *Att: 30 dB AQT: 3.125 ms Center: 1.9098 GHz 2 dB/ Mean Pwr: +20 dB</p> <p>Complementary Cumulative Distribution Function (100000 samples) Trace 1 Mean: 24.30 dBm Peak: 27.92 dBm Crest: 3.62 dB</p> <table border="1"> <tr><td>10 %</td><td>2.68 dB</td></tr> <tr><td>1 %</td><td>3.36 dB</td></tr> <tr><td>.1 %</td><td>3.56 dB</td></tr> <tr><td>.01 %</td><td>3.64 dB</td></tr> </table> <p>Date: 9.OCT.2018 14:15:28</p>	10 %	2.68 dB	1 %	3.36 dB	.1 %	3.56 dB	.01 %	3.64 dB
10 %	0.32 dB																
1 %	0.48 dB																
.1 %	0.52 dB																
.01 %	0.52 dB																
10 %	2.68 dB																
1 %	3.36 dB																
.1 %	3.56 dB																
.01 %	3.64 dB																

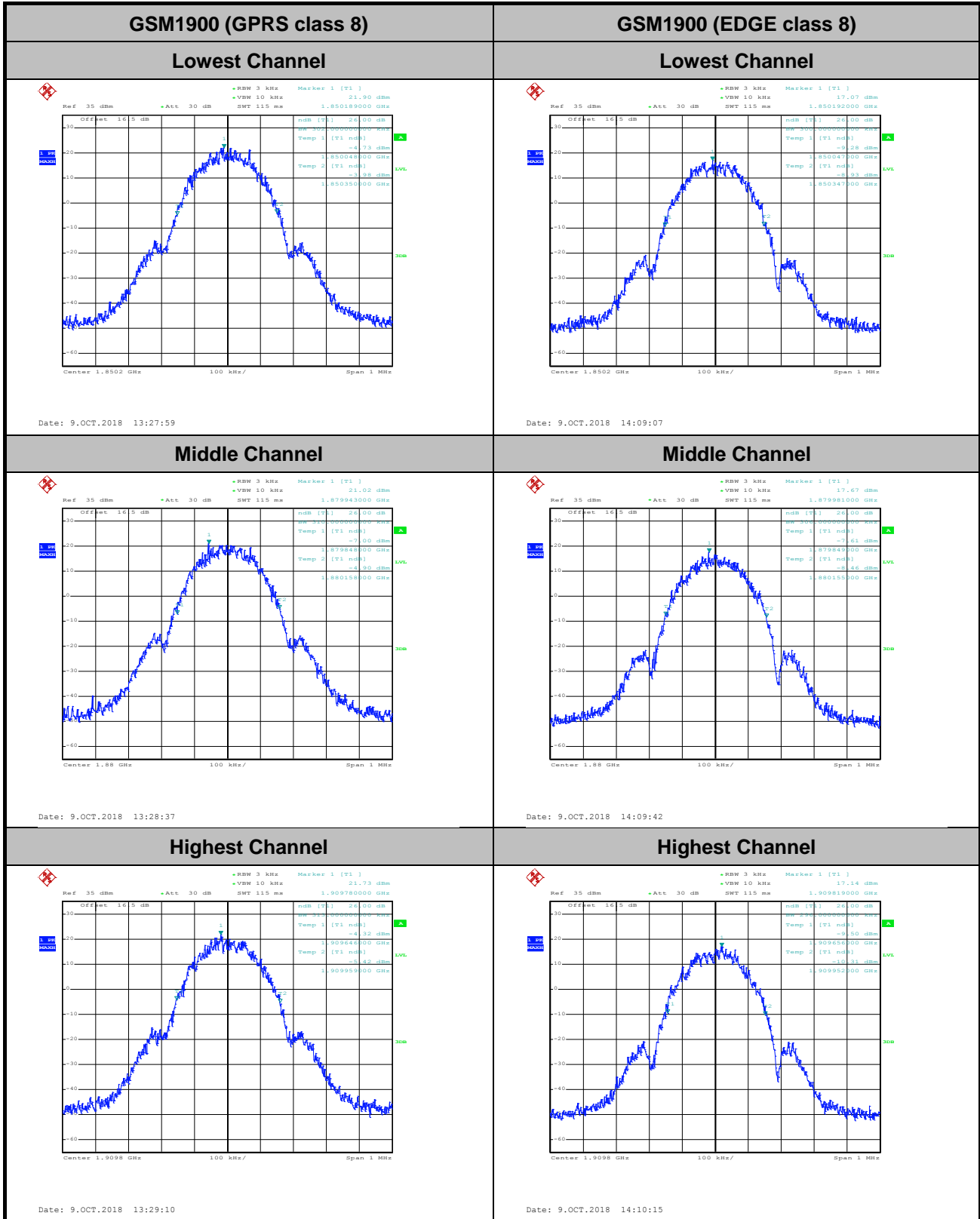


26dB Bandwidth

Mode	GSM850 : 26dB BW(MHz)	
Mod.	GPRS class 8	EDGE class 8
Lowest CH	0.303	0.309
Middle CH	0.303	0.292
Highest CH	0.295	0.300

Mode	GSM1900 : 26dB BW(MHz)	
Mod.	GPRS class 8	EDGE class 8
Lowest CH	0.302	0.300
Middle CH	0.310	0.306
Highest CH	0.313	0.296



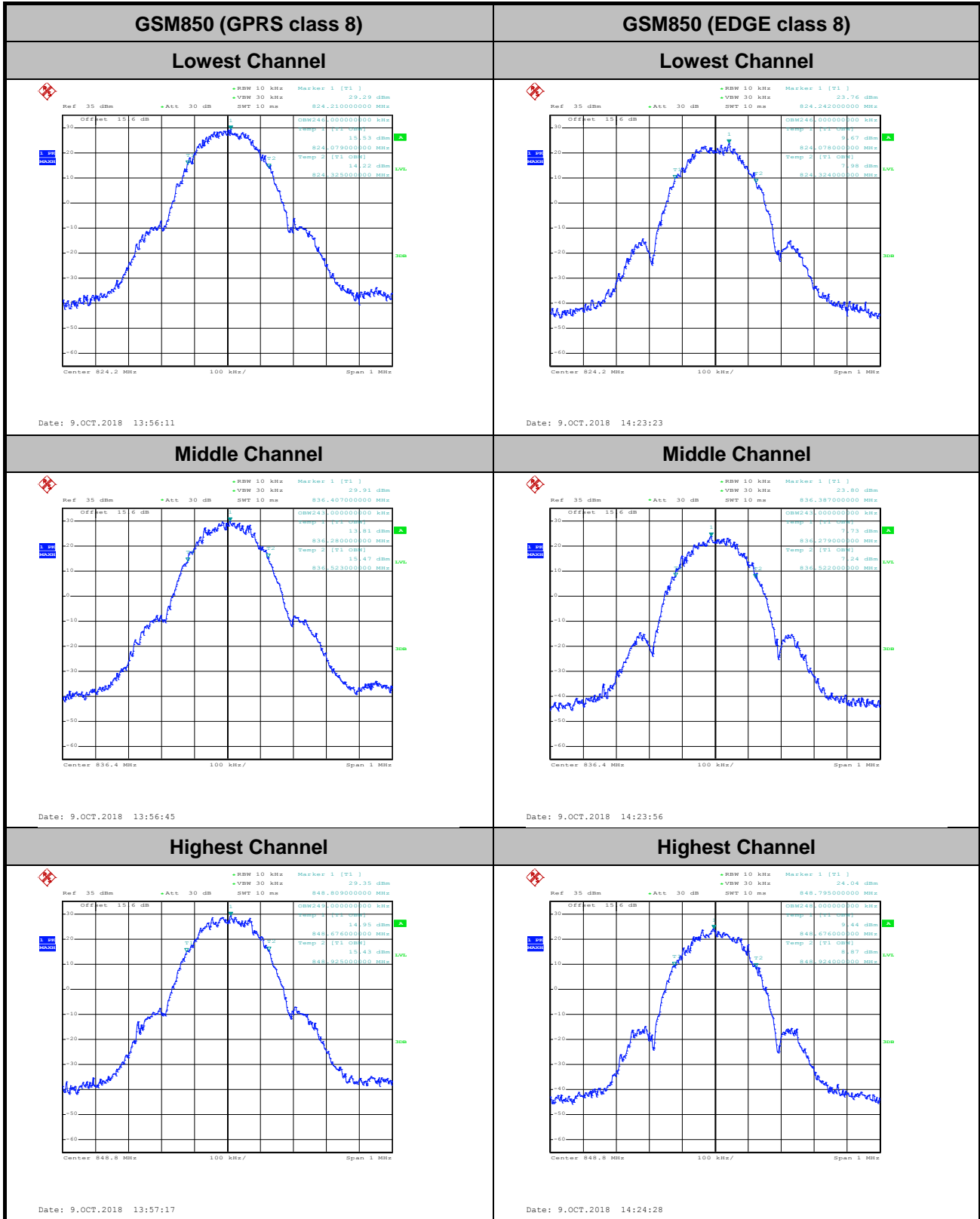


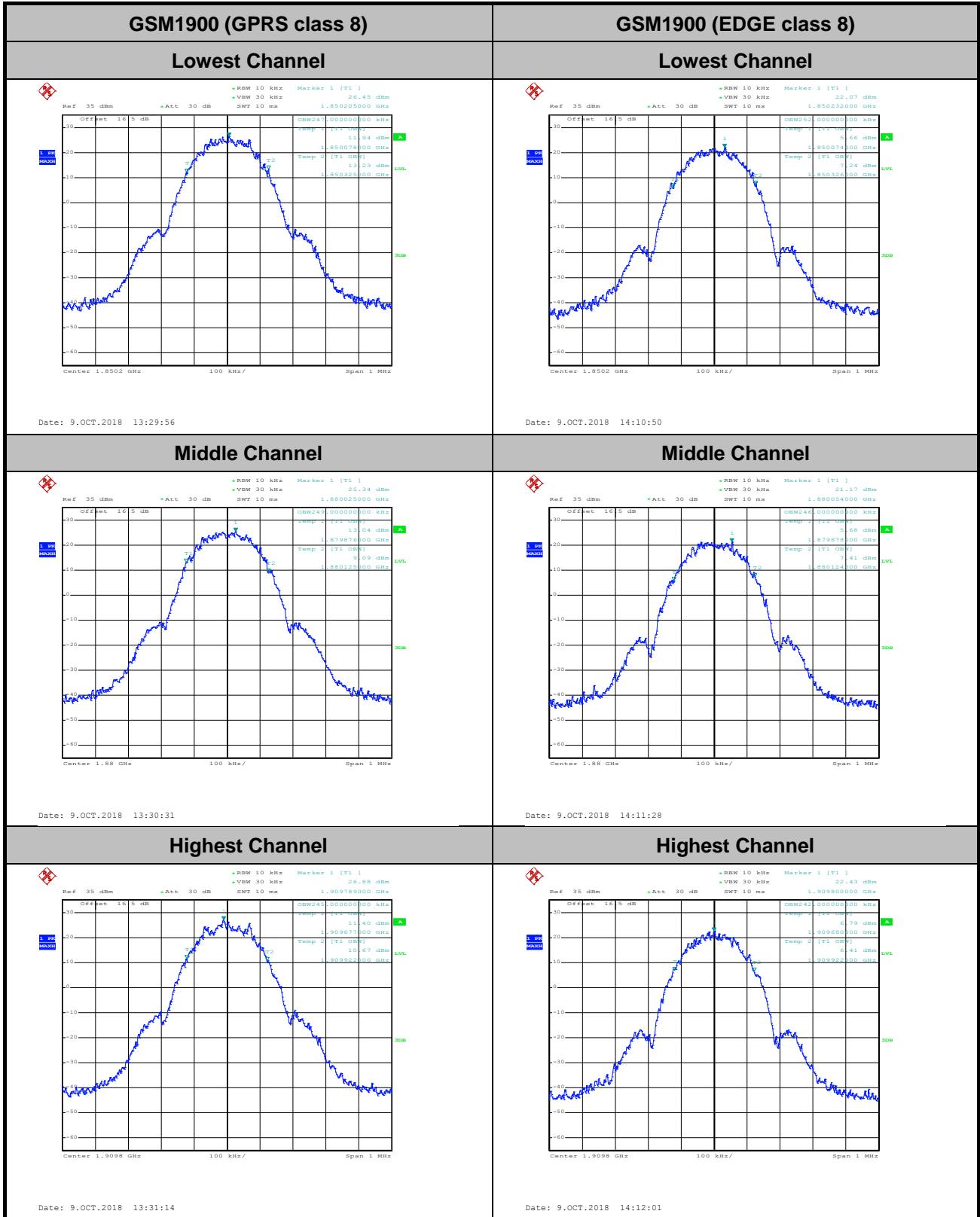


Occupied Bandwidth

Mode	GSM850 : 99% OBW(MHz)	
Mod.	GPRS class 8	EDGE class 8
Lowest CH	0.246	0.246
Middle CH	0.243	0.243
Highest CH	0.249	0.248

Mode	GSM1900 : 99% OBW(MHz)	
Mod.	GPRS class 8	EDGE class 8
Lowest CH	0.247	0.252
Middle CH	0.249	0.246
Highest CH	0.245	0.242



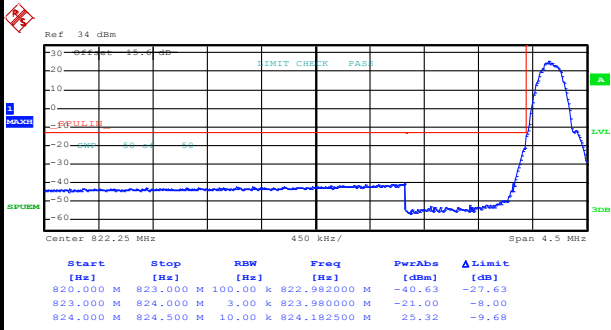




Conducted Band Edge

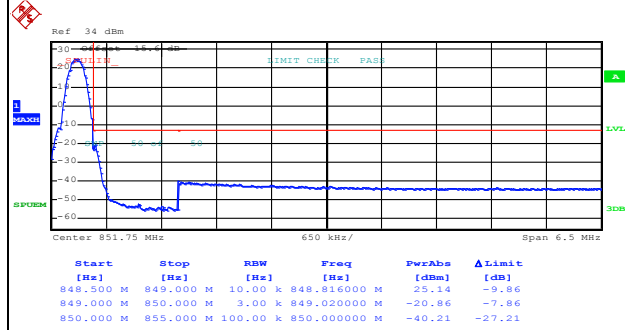
GSM850 (GPRS class 8)

Lowest Band Edge



Date: 9.OCT.2018 14:03:11

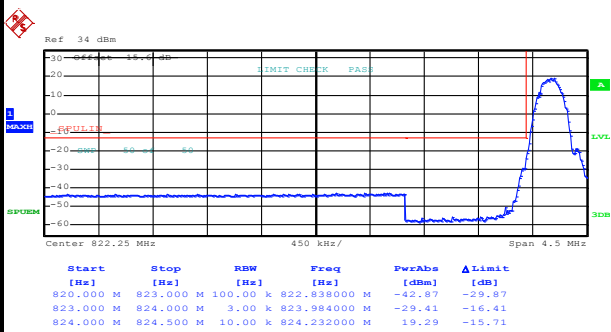
Highest Band Edge



Date: 9.OCT.2018 14:04:42

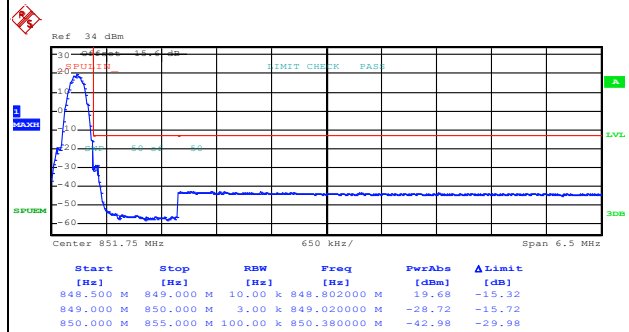
GSM850 (EDGE class 8)

Lowest Band Edge



Date: 9.OCT.2018 14:29:41

Highest Band Edge



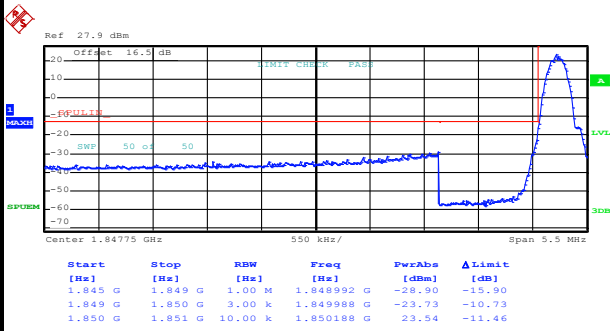
Date: 9.OCT.2018 14:31:12



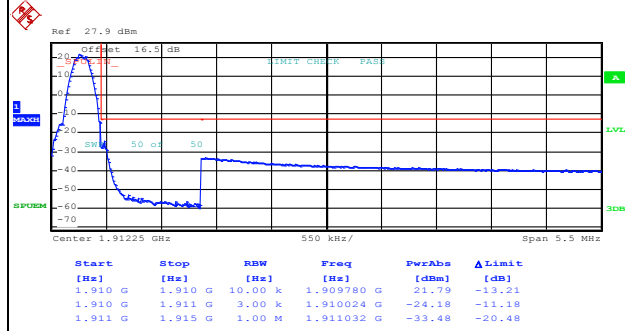
GSM1900 (GPRS class 8)

Lowest Band Edge

Highest Band Edge



Date: 9.OCT.2018 13:36:29

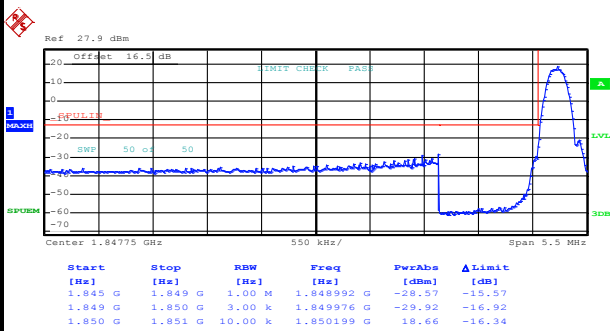


Date: 9.OCT.2018 13:38:01

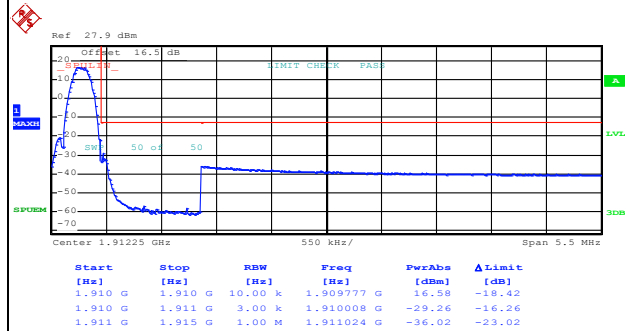
GSM1900 (EDGE class 8)

Lowest Band Edge

Highest Band Edge



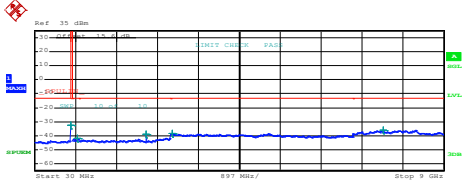
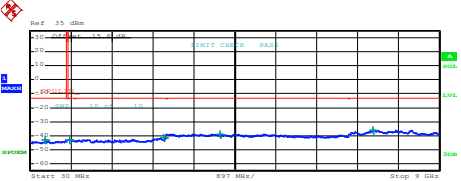
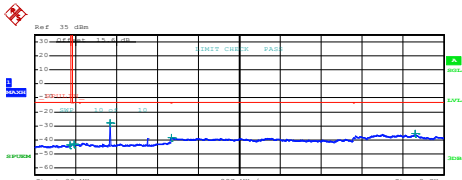
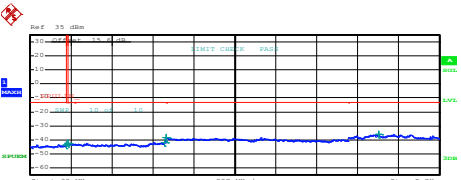
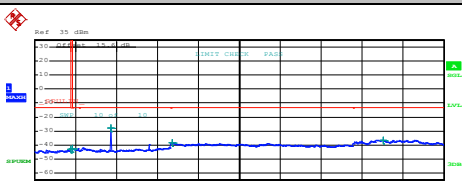
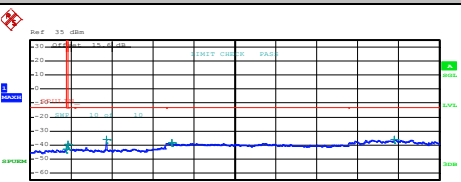
Date: 9.OCT.2018 14:16:59



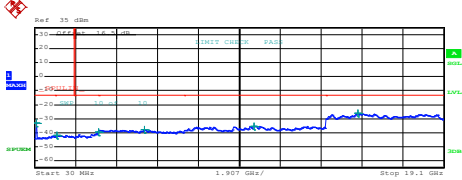
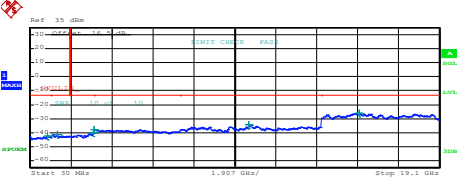
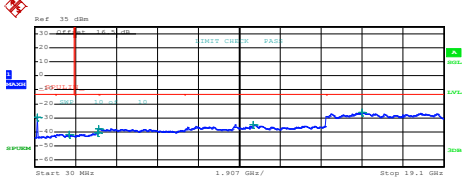
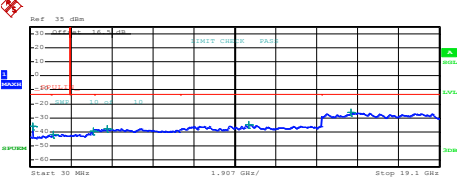
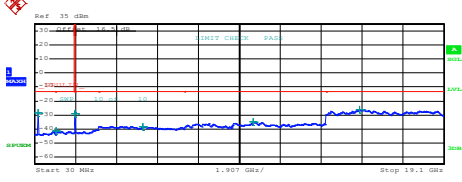
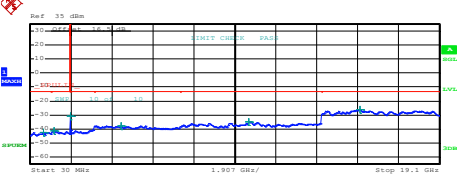
Date: 9.OCT.2018 14:18:31



Conducted Spurious Emission

GSM850 (GPRS class 8)	GSM850 (EDGE class 8)																																																																								
Lowest Channel	Lowest Channel																																																																								
 <table border="1" data-bbox="239 660 654 739"> <thead> <tr> <th>Start [Hz]</th> <th>Stop [Hz]</th> <th>RBW [Hz]</th> <th>Freq [Hz]</th> <th>PwrAbs [dBm]</th> <th>ΔLimit [dB]</th> </tr> </thead> <tbody> <tr> <td>30,000 M</td> <td>820,000 M</td> <td>1,000 M</td> <td>814,407500 M</td> <td>-32.75</td> <td>-30.75</td> </tr> <tr> <td>835,000 M</td> <td>1,000 G</td> <td>1,000 M</td> <td>965,743750 M</td> <td>-42.10</td> <td>-29.10</td> </tr> <tr> <td>1,000 G</td> <td>3,000 G</td> <td>1,000 M</td> <td>2,473000 G</td> <td>-39.24</td> <td>-26.24</td> </tr> <tr> <td>3,000 G</td> <td>7,000 G</td> <td>1,000 M</td> <td>3,040000 G</td> <td>-38.53</td> <td>-25.53</td> </tr> <tr> <td>7,000 G</td> <td>9,000 G</td> <td>1,000 M</td> <td>7,671500 G</td> <td>-36.16</td> <td>-23.16</td> </tr> </tbody> </table> <p data-bbox="207 907 383 929">Date: 9.OCT.2018 13:58:08</p>	Start [Hz]	Stop [Hz]	RBW [Hz]	Freq [Hz]	PwrAbs [dBm]	ΔLimit [dB]	30,000 M	820,000 M	1,000 M	814,407500 M	-32.75	-30.75	835,000 M	1,000 G	1,000 M	965,743750 M	-42.10	-29.10	1,000 G	3,000 G	1,000 M	2,473000 G	-39.24	-26.24	3,000 G	7,000 G	1,000 M	3,040000 G	-38.53	-25.53	7,000 G	9,000 G	1,000 M	7,671500 G	-36.16	-23.16	 <table border="1" data-bbox="893 660 1308 739"> <thead> <tr> <th>Start [Hz]</th> <th>Stop [Hz]</th> <th>RBW [Hz]</th> <th>Freq [Hz]</th> <th>PwrAbs [dBm]</th> <th>ΔLimit [dB]</th> </tr> </thead> <tbody> <tr> <td>30,000 M</td> <td>820,000 M</td> <td>1,000 M</td> <td>350,341500 M</td> <td>-43.57</td> <td>-30.57</td> </tr> <tr> <td>835,000 M</td> <td>1,000 G</td> <td>1,000 M</td> <td>882,658750 M</td> <td>-43.08</td> <td>-30.08</td> </tr> <tr> <td>1,000 G</td> <td>3,000 G</td> <td>1,000 M</td> <td>2,990000 G</td> <td>-41.23</td> <td>-28.23</td> </tr> <tr> <td>3,000 G</td> <td>7,000 G</td> <td>1,000 M</td> <td>4,192000 G</td> <td>-38.75</td> <td>-25.75</td> </tr> <tr> <td>7,000 G</td> <td>9,000 G</td> <td>1,000 M</td> <td>7,551000 G</td> <td>-35.90</td> <td>-22.90</td> </tr> </tbody> </table> <p data-bbox="861 907 1037 929">Date: 9.OCT.2018 14:25:42</p>	Start [Hz]	Stop [Hz]	RBW [Hz]	Freq [Hz]	PwrAbs [dBm]	ΔLimit [dB]	30,000 M	820,000 M	1,000 M	350,341500 M	-43.57	-30.57	835,000 M	1,000 G	1,000 M	882,658750 M	-43.08	-30.08	1,000 G	3,000 G	1,000 M	2,990000 G	-41.23	-28.23	3,000 G	7,000 G	1,000 M	4,192000 G	-38.75	-25.75	7,000 G	9,000 G	1,000 M	7,551000 G	-35.90	-22.90
Start [Hz]	Stop [Hz]	RBW [Hz]	Freq [Hz]	PwrAbs [dBm]	ΔLimit [dB]																																																																				
30,000 M	820,000 M	1,000 M	814,407500 M	-32.75	-30.75																																																																				
835,000 M	1,000 G	1,000 M	965,743750 M	-42.10	-29.10																																																																				
1,000 G	3,000 G	1,000 M	2,473000 G	-39.24	-26.24																																																																				
3,000 G	7,000 G	1,000 M	3,040000 G	-38.53	-25.53																																																																				
7,000 G	9,000 G	1,000 M	7,671500 G	-36.16	-23.16																																																																				
Start [Hz]	Stop [Hz]	RBW [Hz]	Freq [Hz]	PwrAbs [dBm]	ΔLimit [dB]																																																																				
30,000 M	820,000 M	1,000 M	350,341500 M	-43.57	-30.57																																																																				
835,000 M	1,000 G	1,000 M	882,658750 M	-43.08	-30.08																																																																				
1,000 G	3,000 G	1,000 M	2,990000 G	-41.23	-28.23																																																																				
3,000 G	7,000 G	1,000 M	4,192000 G	-38.75	-25.75																																																																				
7,000 G	9,000 G	1,000 M	7,551000 G	-35.90	-22.90																																																																				
Middle Channel	Middle Channel																																																																								
 <table border="1" data-bbox="239 1176 654 1254"> <thead> <tr> <th>Start [Hz]</th> <th>Stop [Hz]</th> <th>RBW [Hz]</th> <th>Freq [Hz]</th> <th>PwrAbs [dBm]</th> <th>ΔLimit [dB]</th> </tr> </thead> <tbody> <tr> <td>30,000 M</td> <td>820,000 M</td> <td>1,000 M</td> <td>808,150000 M</td> <td>-43.79</td> <td>-30.79</td> </tr> <tr> <td>835,000 M</td> <td>1,000 G</td> <td>1,000 M</td> <td>898,173750 M</td> <td>-42.80</td> <td>-29.80</td> </tr> <tr> <td>1,000 G</td> <td>3,000 G</td> <td>1,000 M</td> <td>1,673000 G</td> <td>-27.63</td> <td>-14.63</td> </tr> <tr> <td>3,000 G</td> <td>7,000 G</td> <td>1,000 M</td> <td>3,034000 G</td> <td>-38.68</td> <td>-25.68</td> </tr> <tr> <td>7,000 G</td> <td>9,000 G</td> <td>1,000 M</td> <td>8,367000 G</td> <td>-35.46</td> <td>-22.46</td> </tr> </tbody> </table> <p data-bbox="207 1422 383 1444">Date: 9.OCT.2018 13:58:57</p>	Start [Hz]	Stop [Hz]	RBW [Hz]	Freq [Hz]	PwrAbs [dBm]	ΔLimit [dB]	30,000 M	820,000 M	1,000 M	808,150000 M	-43.79	-30.79	835,000 M	1,000 G	1,000 M	898,173750 M	-42.80	-29.80	1,000 G	3,000 G	1,000 M	1,673000 G	-27.63	-14.63	3,000 G	7,000 G	1,000 M	3,034000 G	-38.68	-25.68	7,000 G	9,000 G	1,000 M	8,367000 G	-35.46	-22.46	 <table border="1" data-bbox="893 1176 1308 1254"> <thead> <tr> <th>Start [Hz]</th> <th>Stop [Hz]</th> <th>RBW [Hz]</th> <th>Freq [Hz]</th> <th>PwrAbs [dBm]</th> <th>ΔLimit [dB]</th> </tr> </thead> <tbody> <tr> <td>30,000 M</td> <td>820,000 M</td> <td>1,000 M</td> <td>814,470000 M</td> <td>-43.57</td> <td>-30.57</td> </tr> <tr> <td>835,000 M</td> <td>1,000 G</td> <td>1,000 M</td> <td>828,332500 M</td> <td>-42.76</td> <td>-29.76</td> </tr> <tr> <td>1,000 G</td> <td>3,000 G</td> <td>1,000 M</td> <td>2,985000 G</td> <td>-41.62</td> <td>-28.62</td> </tr> <tr> <td>3,000 G</td> <td>7,000 G</td> <td>1,000 M</td> <td>3,003000 G</td> <td>-38.30</td> <td>-25.30</td> </tr> <tr> <td>7,000 G</td> <td>9,000 G</td> <td>1,000 M</td> <td>7,670000 G</td> <td>-36.03</td> <td>-23.03</td> </tr> </tbody> </table> <p data-bbox="861 1422 1037 1444">Date: 9.OCT.2018 14:26:34</p>	Start [Hz]	Stop [Hz]	RBW [Hz]	Freq [Hz]	PwrAbs [dBm]	ΔLimit [dB]	30,000 M	820,000 M	1,000 M	814,470000 M	-43.57	-30.57	835,000 M	1,000 G	1,000 M	828,332500 M	-42.76	-29.76	1,000 G	3,000 G	1,000 M	2,985000 G	-41.62	-28.62	3,000 G	7,000 G	1,000 M	3,003000 G	-38.30	-25.30	7,000 G	9,000 G	1,000 M	7,670000 G	-36.03	-23.03
Start [Hz]	Stop [Hz]	RBW [Hz]	Freq [Hz]	PwrAbs [dBm]	ΔLimit [dB]																																																																				
30,000 M	820,000 M	1,000 M	808,150000 M	-43.79	-30.79																																																																				
835,000 M	1,000 G	1,000 M	898,173750 M	-42.80	-29.80																																																																				
1,000 G	3,000 G	1,000 M	1,673000 G	-27.63	-14.63																																																																				
3,000 G	7,000 G	1,000 M	3,034000 G	-38.68	-25.68																																																																				
7,000 G	9,000 G	1,000 M	8,367000 G	-35.46	-22.46																																																																				
Start [Hz]	Stop [Hz]	RBW [Hz]	Freq [Hz]	PwrAbs [dBm]	ΔLimit [dB]																																																																				
30,000 M	820,000 M	1,000 M	814,470000 M	-43.57	-30.57																																																																				
835,000 M	1,000 G	1,000 M	828,332500 M	-42.76	-29.76																																																																				
1,000 G	3,000 G	1,000 M	2,985000 G	-41.62	-28.62																																																																				
3,000 G	7,000 G	1,000 M	3,003000 G	-38.30	-25.30																																																																				
7,000 G	9,000 G	1,000 M	7,670000 G	-36.03	-23.03																																																																				
Highest Channel	Highest Channel																																																																								
 <table border="1" data-bbox="239 1691 654 1769"> <thead> <tr> <th>Start [Hz]</th> <th>Stop [Hz]</th> <th>RBW [Hz]</th> <th>Freq [Hz]</th> <th>PwrAbs [dBm]</th> <th>ΔLimit [dB]</th> </tr> </thead> <tbody> <tr> <td>30,000 M</td> <td>820,000 M</td> <td>1,000 M</td> <td>813,877500 M</td> <td>-43.35</td> <td>-30.35</td> </tr> <tr> <td>835,000 M</td> <td>1,000 G</td> <td>1,000 M</td> <td>859,821250 M</td> <td>-42.74</td> <td>-29.74</td> </tr> <tr> <td>1,000 G</td> <td>3,000 G</td> <td>1,000 M</td> <td>1,698000 G</td> <td>-27.94</td> <td>-14.94</td> </tr> <tr> <td>3,000 G</td> <td>7,000 G</td> <td>1,000 M</td> <td>3,045000 G</td> <td>-38.68</td> <td>-25.68</td> </tr> <tr> <td>7,000 G</td> <td>9,000 G</td> <td>1,000 M</td> <td>7,671500 G</td> <td>-36.35</td> <td>-23.35</td> </tr> </tbody> </table> <p data-bbox="207 1937 383 1960">Date: 9.OCT.2018 13:59:47</p>	Start [Hz]	Stop [Hz]	RBW [Hz]	Freq [Hz]	PwrAbs [dBm]	ΔLimit [dB]	30,000 M	820,000 M	1,000 M	813,877500 M	-43.35	-30.35	835,000 M	1,000 G	1,000 M	859,821250 M	-42.74	-29.74	1,000 G	3,000 G	1,000 M	1,698000 G	-27.94	-14.94	3,000 G	7,000 G	1,000 M	3,045000 G	-38.68	-25.68	7,000 G	9,000 G	1,000 M	7,671500 G	-36.35	-23.35	 <table border="1" data-bbox="893 1691 1308 1769"> <thead> <tr> <th>Start [Hz]</th> <th>Stop [Hz]</th> <th>RBW [Hz]</th> <th>Freq [Hz]</th> <th>PwrAbs [dBm]</th> <th>ΔLimit [dB]</th> </tr> </thead> <tbody> <tr> <td>30,000 M</td> <td>820,000 M</td> <td>1,000 M</td> <td>819,401500 M</td> <td>-43.34</td> <td>-30.34</td> </tr> <tr> <td>835,000 M</td> <td>1,000 G</td> <td>1,000 M</td> <td>855,036250 M</td> <td>-39.70</td> <td>-26.70</td> </tr> <tr> <td>1,000 G</td> <td>3,000 G</td> <td>1,000 M</td> <td>1,697500 G</td> <td>-35.87</td> <td>-22.87</td> </tr> <tr> <td>3,000 G</td> <td>7,000 G</td> <td>1,000 M</td> <td>3,126000 G</td> <td>-38.66</td> <td>-25.66</td> </tr> <tr> <td>7,000 G</td> <td>9,000 G</td> <td>1,000 M</td> <td>8,015000 G</td> <td>-36.21</td> <td>-23.21</td> </tr> </tbody> </table> <p data-bbox="861 1937 1037 1960">Date: 9.OCT.2018 14:27:24</p>	Start [Hz]	Stop [Hz]	RBW [Hz]	Freq [Hz]	PwrAbs [dBm]	ΔLimit [dB]	30,000 M	820,000 M	1,000 M	819,401500 M	-43.34	-30.34	835,000 M	1,000 G	1,000 M	855,036250 M	-39.70	-26.70	1,000 G	3,000 G	1,000 M	1,697500 G	-35.87	-22.87	3,000 G	7,000 G	1,000 M	3,126000 G	-38.66	-25.66	7,000 G	9,000 G	1,000 M	8,015000 G	-36.21	-23.21
Start [Hz]	Stop [Hz]	RBW [Hz]	Freq [Hz]	PwrAbs [dBm]	ΔLimit [dB]																																																																				
30,000 M	820,000 M	1,000 M	813,877500 M	-43.35	-30.35																																																																				
835,000 M	1,000 G	1,000 M	859,821250 M	-42.74	-29.74																																																																				
1,000 G	3,000 G	1,000 M	1,698000 G	-27.94	-14.94																																																																				
3,000 G	7,000 G	1,000 M	3,045000 G	-38.68	-25.68																																																																				
7,000 G	9,000 G	1,000 M	7,671500 G	-36.35	-23.35																																																																				
Start [Hz]	Stop [Hz]	RBW [Hz]	Freq [Hz]	PwrAbs [dBm]	ΔLimit [dB]																																																																				
30,000 M	820,000 M	1,000 M	819,401500 M	-43.34	-30.34																																																																				
835,000 M	1,000 G	1,000 M	855,036250 M	-39.70	-26.70																																																																				
1,000 G	3,000 G	1,000 M	1,697500 G	-35.87	-22.87																																																																				
3,000 G	7,000 G	1,000 M	3,126000 G	-38.66	-25.66																																																																				
7,000 G	9,000 G	1,000 M	8,015000 G	-36.21	-23.21																																																																				



GSM1900 (GPRS class 8)	GSM1900 (EDGE class 8)																																																																																				
Lowest Channel	Lowest Channel																																																																																				
 <table border="1" data-bbox="239 577 638 672"> <thead> <tr> <th>Start [Hz]</th> <th>Stop [Hz]</th> <th>RBW [Hz]</th> <th>Freq [Hz]</th> <th>PwrAbs [dBm]</th> <th>ΔLimit [dB]</th> </tr> </thead> <tbody> <tr><td>30.0000 M</td><td>1.0000 G</td><td>1.000 M</td><td>111.965000 M</td><td>-29.14</td><td>-29.14</td></tr> <tr><td>1.0000 G</td><td>1.845 G</td><td>1.000 M</td><td>1.069079 G</td><td>-41.62</td><td>-28.62</td></tr> <tr><td>1.915 G</td><td>3.0000 G</td><td>1.000 M</td><td>2.995860 G</td><td>-39.82</td><td>-26.82</td></tr> <tr><td>3.0000 G</td><td>7.0000 G</td><td>1.000 M</td><td>5.129000 G</td><td>-37.99</td><td>-24.99</td></tr> <tr><td>7.0000 G</td><td>13.6000 G</td><td>1.000 M</td><td>10.239775 G</td><td>-35.25</td><td>-22.25</td></tr> <tr><td>13.6000 G</td><td>19.1000 G</td><td>1.000 M</td><td>15.079500 G</td><td>-26.28</td><td>-13.28</td></tr> </tbody> </table> <p>Date: 9.OCT.2018 13:32:23</p>	Start [Hz]	Stop [Hz]	RBW [Hz]	Freq [Hz]	PwrAbs [dBm]	ΔLimit [dB]	30.0000 M	1.0000 G	1.000 M	111.965000 M	-29.14	-29.14	1.0000 G	1.845 G	1.000 M	1.069079 G	-41.62	-28.62	1.915 G	3.0000 G	1.000 M	2.995860 G	-39.82	-26.82	3.0000 G	7.0000 G	1.000 M	5.129000 G	-37.99	-24.99	7.0000 G	13.6000 G	1.000 M	10.239775 G	-35.25	-22.25	13.6000 G	19.1000 G	1.000 M	15.079500 G	-26.28	-13.28	 <table border="1" data-bbox="893 577 1292 672"> <thead> <tr> <th>Start [Hz]</th> <th>Stop [Hz]</th> <th>RBW [Hz]</th> <th>Freq [Hz]</th> <th>PwrAbs [dBm]</th> <th>ΔLimit [dB]</th> </tr> </thead> <tbody> <tr><td>30.0000 M</td><td>1.0000 G</td><td>1.000 M</td><td>828.057500 M</td><td>-42.68</td><td>-29.68</td></tr> <tr><td>1.0000 G</td><td>1.845 G</td><td>1.000 M</td><td>1.284333 G</td><td>-41.38</td><td>-28.38</td></tr> <tr><td>1.915 G</td><td>3.0000 G</td><td>1.000 M</td><td>2.970362 G</td><td>-40.36</td><td>-27.36</td></tr> <tr><td>3.0000 G</td><td>7.0000 G</td><td>1.000 M</td><td>3.021000 G</td><td>-37.64</td><td>-24.64</td></tr> <tr><td>7.0000 G</td><td>13.6000 G</td><td>1.000 M</td><td>10.207600 G</td><td>-34.33</td><td>-21.33</td></tr> <tr><td>13.6000 G</td><td>19.1000 G</td><td>1.000 M</td><td>15.307543 G</td><td>-26.33</td><td>-13.33</td></tr> </tbody> </table> <p>Date: 9.OCT.2018 14:13:00</p>	Start [Hz]	Stop [Hz]	RBW [Hz]	Freq [Hz]	PwrAbs [dBm]	ΔLimit [dB]	30.0000 M	1.0000 G	1.000 M	828.057500 M	-42.68	-29.68	1.0000 G	1.845 G	1.000 M	1.284333 G	-41.38	-28.38	1.915 G	3.0000 G	1.000 M	2.970362 G	-40.36	-27.36	3.0000 G	7.0000 G	1.000 M	3.021000 G	-37.64	-24.64	7.0000 G	13.6000 G	1.000 M	10.207600 G	-34.33	-21.33	13.6000 G	19.1000 G	1.000 M	15.307543 G	-26.33	-13.33
Start [Hz]	Stop [Hz]	RBW [Hz]	Freq [Hz]	PwrAbs [dBm]	ΔLimit [dB]																																																																																
30.0000 M	1.0000 G	1.000 M	111.965000 M	-29.14	-29.14																																																																																
1.0000 G	1.845 G	1.000 M	1.069079 G	-41.62	-28.62																																																																																
1.915 G	3.0000 G	1.000 M	2.995860 G	-39.82	-26.82																																																																																
3.0000 G	7.0000 G	1.000 M	5.129000 G	-37.99	-24.99																																																																																
7.0000 G	13.6000 G	1.000 M	10.239775 G	-35.25	-22.25																																																																																
13.6000 G	19.1000 G	1.000 M	15.079500 G	-26.28	-13.28																																																																																
Start [Hz]	Stop [Hz]	RBW [Hz]	Freq [Hz]	PwrAbs [dBm]	ΔLimit [dB]																																																																																
30.0000 M	1.0000 G	1.000 M	828.057500 M	-42.68	-29.68																																																																																
1.0000 G	1.845 G	1.000 M	1.284333 G	-41.38	-28.38																																																																																
1.915 G	3.0000 G	1.000 M	2.970362 G	-40.36	-27.36																																																																																
3.0000 G	7.0000 G	1.000 M	3.021000 G	-37.64	-24.64																																																																																
7.0000 G	13.6000 G	1.000 M	10.207600 G	-34.33	-21.33																																																																																
13.6000 G	19.1000 G	1.000 M	15.307543 G	-26.33	-13.33																																																																																
Middle Channel	Middle Channel																																																																																				
 <table border="1" data-bbox="239 1099 638 1193"> <thead> <tr> <th>Start [Hz]</th> <th>Stop [Hz]</th> <th>RBW [Hz]</th> <th>Freq [Hz]</th> <th>PwrAbs [dBm]</th> <th>ΔLimit [dB]</th> </tr> </thead> <tbody> <tr><td>30.0000 M</td><td>1.0000 G</td><td>1.000 M</td><td>141.792500 M</td><td>-29.83</td><td>-26.83</td></tr> <tr><td>1.0000 G</td><td>1.845 G</td><td>1.000 M</td><td>1.669394 G</td><td>-41.80</td><td>-28.80</td></tr> <tr><td>1.915 G</td><td>3.0000 G</td><td>1.000 M</td><td>2.971519 G</td><td>-40.70</td><td>-27.70</td></tr> <tr><td>3.0000 G</td><td>7.0000 G</td><td>1.000 M</td><td>3.014000 G</td><td>-37.80</td><td>-24.80</td></tr> <tr><td>7.0000 G</td><td>13.6000 G</td><td>1.000 M</td><td>10.219350 G</td><td>-34.83</td><td>-21.83</td></tr> <tr><td>13.6000 G</td><td>19.1000 G</td><td>1.000 M</td><td>15.303625 G</td><td>-26.25</td><td>-13.25</td></tr> </tbody> </table> <p>Date: 9.OCT.2018 13:32:16</p>	Start [Hz]	Stop [Hz]	RBW [Hz]	Freq [Hz]	PwrAbs [dBm]	ΔLimit [dB]	30.0000 M	1.0000 G	1.000 M	141.792500 M	-29.83	-26.83	1.0000 G	1.845 G	1.000 M	1.669394 G	-41.80	-28.80	1.915 G	3.0000 G	1.000 M	2.971519 G	-40.70	-27.70	3.0000 G	7.0000 G	1.000 M	3.014000 G	-37.80	-24.80	7.0000 G	13.6000 G	1.000 M	10.219350 G	-34.83	-21.83	13.6000 G	19.1000 G	1.000 M	15.303625 G	-26.25	-13.25	 <table border="1" data-bbox="893 1099 1292 1193"> <thead> <tr> <th>Start [Hz]</th> <th>Stop [Hz]</th> <th>RBW [Hz]</th> <th>Freq [Hz]</th> <th>PwrAbs [dBm]</th> <th>ΔLimit [dB]</th> </tr> </thead> <tbody> <tr><td>30.0000 M</td><td>1.0000 G</td><td>1.000 M</td><td>141.792500 M</td><td>-36.08</td><td>-23.08</td></tr> <tr><td>1.0000 G</td><td>1.845 G</td><td>1.000 M</td><td>1.659374 G</td><td>-43.74</td><td>-28.74</td></tr> <tr><td>1.915 G</td><td>3.0000 G</td><td>1.000 M</td><td>2.971519 G</td><td>-39.83</td><td>-26.83</td></tr> <tr><td>3.0000 G</td><td>7.0000 G</td><td>1.000 M</td><td>3.004000 G</td><td>-37.66</td><td>-24.66</td></tr> <tr><td>7.0000 G</td><td>13.6000 G</td><td>1.000 M</td><td>10.218350 G</td><td>-34.89</td><td>-21.89</td></tr> <tr><td>13.6000 G</td><td>19.1000 G</td><td>1.000 M</td><td>14.991500 G</td><td>-26.39</td><td>-13.39</td></tr> </tbody> </table> <p>Date: 9.OCT.2018 14:13:51</p>	Start [Hz]	Stop [Hz]	RBW [Hz]	Freq [Hz]	PwrAbs [dBm]	ΔLimit [dB]	30.0000 M	1.0000 G	1.000 M	141.792500 M	-36.08	-23.08	1.0000 G	1.845 G	1.000 M	1.659374 G	-43.74	-28.74	1.915 G	3.0000 G	1.000 M	2.971519 G	-39.83	-26.83	3.0000 G	7.0000 G	1.000 M	3.004000 G	-37.66	-24.66	7.0000 G	13.6000 G	1.000 M	10.218350 G	-34.89	-21.89	13.6000 G	19.1000 G	1.000 M	14.991500 G	-26.39	-13.39
Start [Hz]	Stop [Hz]	RBW [Hz]	Freq [Hz]	PwrAbs [dBm]	ΔLimit [dB]																																																																																
30.0000 M	1.0000 G	1.000 M	141.792500 M	-29.83	-26.83																																																																																
1.0000 G	1.845 G	1.000 M	1.669394 G	-41.80	-28.80																																																																																
1.915 G	3.0000 G	1.000 M	2.971519 G	-40.70	-27.70																																																																																
3.0000 G	7.0000 G	1.000 M	3.014000 G	-37.80	-24.80																																																																																
7.0000 G	13.6000 G	1.000 M	10.219350 G	-34.83	-21.83																																																																																
13.6000 G	19.1000 G	1.000 M	15.303625 G	-26.25	-13.25																																																																																
Start [Hz]	Stop [Hz]	RBW [Hz]	Freq [Hz]	PwrAbs [dBm]	ΔLimit [dB]																																																																																
30.0000 M	1.0000 G	1.000 M	141.792500 M	-36.08	-23.08																																																																																
1.0000 G	1.845 G	1.000 M	1.659374 G	-43.74	-28.74																																																																																
1.915 G	3.0000 G	1.000 M	2.971519 G	-39.83	-26.83																																																																																
3.0000 G	7.0000 G	1.000 M	3.004000 G	-37.66	-24.66																																																																																
7.0000 G	13.6000 G	1.000 M	10.218350 G	-34.89	-21.89																																																																																
13.6000 G	19.1000 G	1.000 M	14.991500 G	-26.39	-13.39																																																																																
Highest Channel	Highest Channel																																																																																				
 <table border="1" data-bbox="239 1621 638 1715"> <thead> <tr> <th>Start [Hz]</th> <th>Stop [Hz]</th> <th>RBW [Hz]</th> <th>Freq [Hz]</th> <th>PwrAbs [dBm]</th> <th>ΔLimit [dB]</th> </tr> </thead> <tbody> <tr><td>30.0000 M</td><td>1.0000 G</td><td>1.000 M</td><td>171.600000 M</td><td>-28.54</td><td>-25.54</td></tr> <tr><td>1.0000 G</td><td>1.845 G</td><td>1.000 M</td><td>1.021970 G</td><td>-41.29</td><td>-28.29</td></tr> <tr><td>1.915 G</td><td>3.0000 G</td><td>1.000 M</td><td>1.932971 G</td><td>-39.03</td><td>-26.03</td></tr> <tr><td>3.0000 G</td><td>7.0000 G</td><td>1.000 M</td><td>5.058000 G</td><td>-38.17</td><td>-25.17</td></tr> <tr><td>7.0000 G</td><td>13.6000 G</td><td>1.000 M</td><td>10.223275 G</td><td>-34.98</td><td>-21.98</td></tr> <tr><td>13.6000 G</td><td>19.1000 G</td><td>1.000 M</td><td>15.188812 G</td><td>-26.21</td><td>-13.21</td></tr> </tbody> </table> <p>Date: 9.OCT.2018 13:34:07</p>	Start [Hz]	Stop [Hz]	RBW [Hz]	Freq [Hz]	PwrAbs [dBm]	ΔLimit [dB]	30.0000 M	1.0000 G	1.000 M	171.600000 M	-28.54	-25.54	1.0000 G	1.845 G	1.000 M	1.021970 G	-41.29	-28.29	1.915 G	3.0000 G	1.000 M	1.932971 G	-39.03	-26.03	3.0000 G	7.0000 G	1.000 M	5.058000 G	-38.17	-25.17	7.0000 G	13.6000 G	1.000 M	10.223275 G	-34.98	-21.98	13.6000 G	19.1000 G	1.000 M	15.188812 G	-26.21	-13.21	 <table border="1" data-bbox="893 1621 1292 1715"> <thead> <tr> <th>Start [Hz]</th> <th>Stop [Hz]</th> <th>RBW [Hz]</th> <th>Freq [Hz]</th> <th>PwrAbs [dBm]</th> <th>ΔLimit [dB]</th> </tr> </thead> <tbody> <tr><td>30.0000 M</td><td>1.0000 G</td><td>1.000 M</td><td>627.020000 M</td><td>-42.28</td><td>-29.28</td></tr> <tr><td>1.0000 G</td><td>1.845 G</td><td>1.000 M</td><td>1.154003 G</td><td>-41.25</td><td>-28.25</td></tr> <tr><td>1.915 G</td><td>3.0000 G</td><td>1.000 M</td><td>1.932971 G</td><td>-39.03</td><td>-27.03</td></tr> <tr><td>3.0000 G</td><td>7.0000 G</td><td>1.000 M</td><td>4.270000 G</td><td>-37.76</td><td>-24.76</td></tr> <tr><td>7.0000 G</td><td>13.6000 G</td><td>1.000 M</td><td>10.227400 G</td><td>-34.86</td><td>-21.86</td></tr> <tr><td>13.6000 G</td><td>19.1000 G</td><td>1.000 M</td><td>15.397325 G</td><td>-26.14</td><td>-13.14</td></tr> </tbody> </table> <p>Date: 9.OCT.2018 14:14:41</p>	Start [Hz]	Stop [Hz]	RBW [Hz]	Freq [Hz]	PwrAbs [dBm]	ΔLimit [dB]	30.0000 M	1.0000 G	1.000 M	627.020000 M	-42.28	-29.28	1.0000 G	1.845 G	1.000 M	1.154003 G	-41.25	-28.25	1.915 G	3.0000 G	1.000 M	1.932971 G	-39.03	-27.03	3.0000 G	7.0000 G	1.000 M	4.270000 G	-37.76	-24.76	7.0000 G	13.6000 G	1.000 M	10.227400 G	-34.86	-21.86	13.6000 G	19.1000 G	1.000 M	15.397325 G	-26.14	-13.14
Start [Hz]	Stop [Hz]	RBW [Hz]	Freq [Hz]	PwrAbs [dBm]	ΔLimit [dB]																																																																																
30.0000 M	1.0000 G	1.000 M	171.600000 M	-28.54	-25.54																																																																																
1.0000 G	1.845 G	1.000 M	1.021970 G	-41.29	-28.29																																																																																
1.915 G	3.0000 G	1.000 M	1.932971 G	-39.03	-26.03																																																																																
3.0000 G	7.0000 G	1.000 M	5.058000 G	-38.17	-25.17																																																																																
7.0000 G	13.6000 G	1.000 M	10.223275 G	-34.98	-21.98																																																																																
13.6000 G	19.1000 G	1.000 M	15.188812 G	-26.21	-13.21																																																																																
Start [Hz]	Stop [Hz]	RBW [Hz]	Freq [Hz]	PwrAbs [dBm]	ΔLimit [dB]																																																																																
30.0000 M	1.0000 G	1.000 M	627.020000 M	-42.28	-29.28																																																																																
1.0000 G	1.845 G	1.000 M	1.154003 G	-41.25	-28.25																																																																																
1.915 G	3.0000 G	1.000 M	1.932971 G	-39.03	-27.03																																																																																
3.0000 G	7.0000 G	1.000 M	4.270000 G	-37.76	-24.76																																																																																
7.0000 G	13.6000 G	1.000 M	10.227400 G	-34.86	-21.86																																																																																
13.6000 G	19.1000 G	1.000 M	15.397325 G	-26.14	-13.14																																																																																



Frequency Stability

Test Conditions	Middle Channel	GSM850 (GPRS class 8)	GSM850 (EDGE class 8)	Limit 2.5ppm
Temperature (°C)	Voltage (Volt)	Deviation (ppm)		Result
50	Normal Voltage	0.0012	0.0024	PASS
40	Normal Voltage	0.0036	0.0024	
30	Normal Voltage	0.0012	0.0036	
20(Ref.)	Normal Voltage	0.0000	0.0000	
10	Normal Voltage	0.0084	0.0012	
0	Normal Voltage	0.0024	0.0024	
-10	Normal Voltage	0.0072	0.0024	
-20	Normal Voltage	0.0084	0.0000	
-30	Normal Voltage	0.0072	0.0012	
20	Maximum Voltage	0.0012	0.0000	
20	Normal Voltage	0.0000	0.0000	
20	Battery End Point	0.0012	0.0000	



Test Conditions	Middle Channel	GSM1900 (GPRS class 8)	GSM1900 (EDGE class 8)	Limit Note 2.
Temperature (°C)	Voltage (Volt)	Deviation (ppm)		Result
50	Normal Voltage	0.0176	0.0037	PASS
40	Normal Voltage	0.0154	0.0021	
30	Normal Voltage	0.0197	0.0032	
20(Ref.)	Normal Voltage	0.0000	0.0000	
10	Normal Voltage	0.0239	0.0016	
0	Normal Voltage	0.0053	0.0005	
-10	Normal Voltage	0.0122	0.0016	
-20	Normal Voltage	0.0032	0.0011	
-30	Normal Voltage	0.0016	0.0027	
20	Maximum Voltage	0.0059	0.0027	
20	Normal Voltage	0.0000	0.0000	
20	Battery End Point	0.0032	0.0000	

Note:

1. Normal Voltage =3.8V. ; Battery End Point (BEP) = 3.6 V. ; Maximum Voltage =4.4 V
2. The frequency fundamental emissions stay within the authorized frequency block.

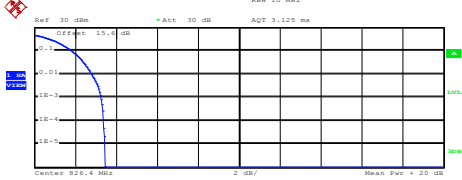
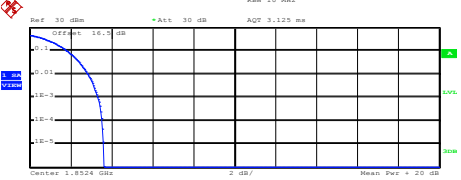
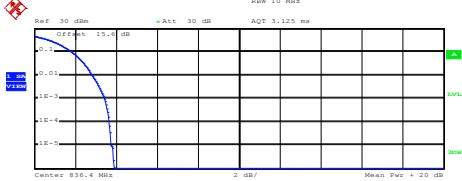
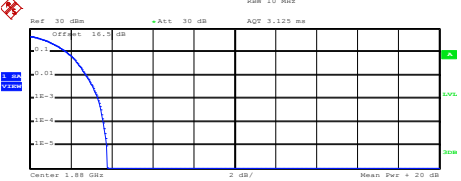
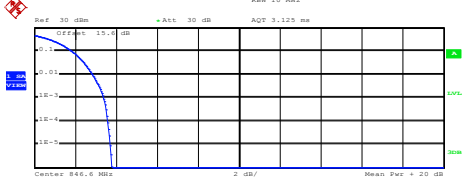
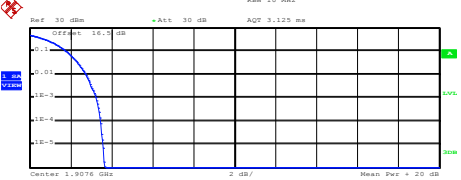


A3. WCDMA

Peak-to-Average Ratio

Mode	WCDMA Band V	WCDMA Band II	WCDMA Band IV	Limit: 13dB
Mod.	RMC 12.2Kbps	RMC 12.2Kbps	RMC 12.2Kbps	Result
Lowest CH	3.28	3.32	3.36	PASS
Middle CH	3.44	3.32	3.44	
Highest CH	3.40	3.24	3.28	

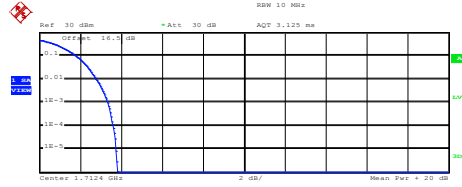


WCDMA Band V (RMC 12.2Kbps)	WCDMA Band II (RMC 12.2Kbps)																
<p style="text-align: center;">Lowest Channel</p>  <p>Center 826.4 MHz 2 dB/ Mean Pwr = 20 dB</p> <p>Complementary Cumulative Distribution Function (100000 samples) Trace 1 Mean 23.05 dBm Peak 26.52 dBm Crest 3.46 dB</p> <table border="1"> <tr><td>10 %</td><td>1.84 dB</td></tr> <tr><td>1 %</td><td>2.80 dB</td></tr> <tr><td>.1 %</td><td>3.28 dB</td></tr> <tr><td>.01 %</td><td>3.40 dB</td></tr> </table> <p>Date: 9.OCT.2018 15:18:31</p>	10 %	1.84 dB	1 %	2.80 dB	.1 %	3.28 dB	.01 %	3.40 dB	<p style="text-align: center;">Lowest Channel</p>  <p>Center 1.8524 GHz 2 dB/ Mean Pwr = 20 dB</p> <p>Complementary Cumulative Distribution Function (100000 samples) Trace 1 Mean 22.84 dBm Peak 26.44 dBm Crest 3.61 dB</p> <table border="1"> <tr><td>10 %</td><td>1.84 dB</td></tr> <tr><td>1 %</td><td>2.84 dB</td></tr> <tr><td>.1 %</td><td>3.32 dB</td></tr> <tr><td>.01 %</td><td>3.52 dB</td></tr> </table> <p>Date: 9.OCT.2018 14:40:40</p>	10 %	1.84 dB	1 %	2.84 dB	.1 %	3.32 dB	.01 %	3.52 dB
10 %	1.84 dB																
1 %	2.80 dB																
.1 %	3.28 dB																
.01 %	3.40 dB																
10 %	1.84 dB																
1 %	2.84 dB																
.1 %	3.32 dB																
.01 %	3.52 dB																
<p style="text-align: center;">Middle Channel</p>  <p>Center 836.4 MHz 2 dB/ Mean Pwr = 20 dB</p> <p>Complementary Cumulative Distribution Function (100000 samples) Trace 1 Mean 23.12 dBm Peak 27.01 dBm Crest 3.89 dB</p> <table border="1"> <tr><td>10 %</td><td>1.84 dB</td></tr> <tr><td>1 %</td><td>2.84 dB</td></tr> <tr><td>.1 %</td><td>3.44 dB</td></tr> <tr><td>.01 %</td><td>3.68 dB</td></tr> </table> <p>Date: 9.OCT.2018 15:18:44</p>	10 %	1.84 dB	1 %	2.84 dB	.1 %	3.44 dB	.01 %	3.68 dB	<p style="text-align: center;">Middle Channel</p>  <p>Center 1.88 GHz 2 dB/ Mean Pwr = 20 dB</p> <p>Complementary Cumulative Distribution Function (100000 samples) Trace 1 Mean 23.01 dBm Peak 26.80 dBm Crest 3.79 dB</p> <table border="1"> <tr><td>10 %</td><td>1.80 dB</td></tr> <tr><td>1 %</td><td>2.76 dB</td></tr> <tr><td>.1 %</td><td>3.32 dB</td></tr> <tr><td>.01 %</td><td>3.60 dB</td></tr> </table> <p>Date: 9.OCT.2018 14:40:49</p>	10 %	1.80 dB	1 %	2.76 dB	.1 %	3.32 dB	.01 %	3.60 dB
10 %	1.84 dB																
1 %	2.84 dB																
.1 %	3.44 dB																
.01 %	3.68 dB																
10 %	1.80 dB																
1 %	2.76 dB																
.1 %	3.32 dB																
.01 %	3.60 dB																
<p style="text-align: center;">Highest Channel</p>  <p>Center 846.6 MHz 2 dB/ Mean Pwr = 20 dB</p> <p>Complementary Cumulative Distribution Function (100000 samples) Trace 1 Mean 23.23 dBm Peak 27.01 dBm Crest 3.78 dB</p> <table border="1"> <tr><td>10 %</td><td>1.84 dB</td></tr> <tr><td>1 %</td><td>2.84 dB</td></tr> <tr><td>.1 %</td><td>3.40 dB</td></tr> <tr><td>.01 %</td><td>3.60 dB</td></tr> </table> <p>Date: 9.OCT.2018 15:18:59</p>	10 %	1.84 dB	1 %	2.84 dB	.1 %	3.40 dB	.01 %	3.60 dB	<p style="text-align: center;">Highest Channel</p>  <p>Center 1.9076 GHz 2 dB/ Mean Pwr = 20 dB</p> <p>Complementary Cumulative Distribution Function (100000 samples) Trace 1 Mean 23.08 dBm Peak 26.73 dBm Crest 3.65 dB</p> <table border="1"> <tr><td>10 %</td><td>1.80 dB</td></tr> <tr><td>1 %</td><td>2.76 dB</td></tr> <tr><td>.1 %</td><td>3.24 dB</td></tr> <tr><td>.01 %</td><td>3.48 dB</td></tr> </table> <p>Date: 9.OCT.2018 14:41:01</p>	10 %	1.80 dB	1 %	2.76 dB	.1 %	3.24 dB	.01 %	3.48 dB
10 %	1.84 dB																
1 %	2.84 dB																
.1 %	3.40 dB																
.01 %	3.60 dB																
10 %	1.80 dB																
1 %	2.76 dB																
.1 %	3.24 dB																
.01 %	3.48 dB																



WCDMA Band IV (RMC 12.2Kbps)

Lowest Channel



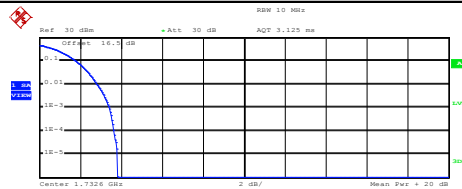
Complementary Cumulative Distribution Function (100000 samples)

Trace 1
Mean 22.98 dBm
Peak 26.80 dBm
Crest 3.81 dB

10 % 1.80 dB
1 % 2.80 dB
.1 % 3.36 dB
.01 % 3.60 dB

Date: 9.OCT.2018 15:01:43

Middle Channel



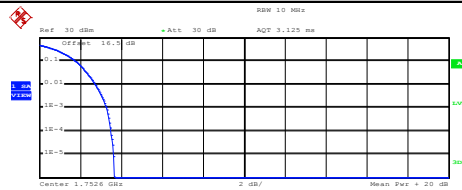
Complementary Cumulative Distribution Function (100000 samples)

Trace 1
Mean 22.75 dBm
Peak 26.59 dBm
Crest 3.83 dB

10 % 1.80 dB
1 % 2.84 dB
.1 % 3.44 dB
.01 % 3.64 dB

Date: 9.OCT.2018 15:02:09

Highest Channel



Complementary Cumulative Distribution Function (100000 samples)

Trace 1
Mean 23.00 dBm
Peak 26.66 dBm
Crest 3.65 dB

10 % 1.80 dB
1 % 2.72 dB
.1 % 3.28 dB
.01 % 3.52 dB

Date: 9.OCT.2018 15:02:18



26dB Bandwidth

Mode	WCDMA Band V 26dB BW(MHz)	WCDMA Band II 26dB BW(MHz)	WCDMA Band IV 26dB BW(MHz)
Mod.	RMC 12.2Kbps	RMC 12.2Kbps	RMC 12.2Kbps
Lowest CH	4.73	4.73	4.72
Middle CH	4.70	4.72	4.72
Highest CH	4.69	4.73	4.71

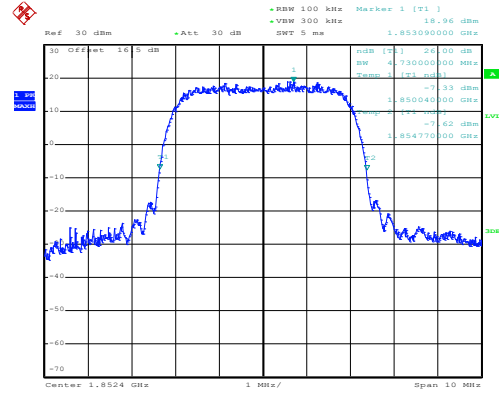
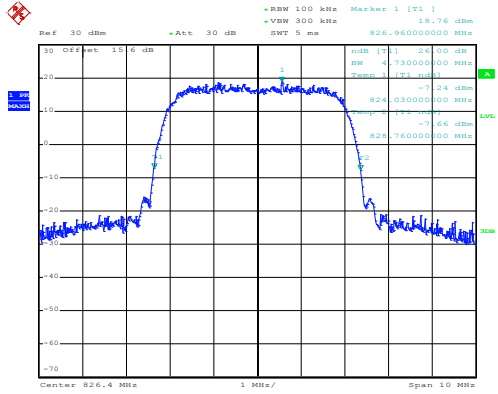


WCDMA Band V (RMC 12.2Kbps)

WCDMA Band II (RMC 12.2Kbps)

Lowest Channel

Lowest Channel

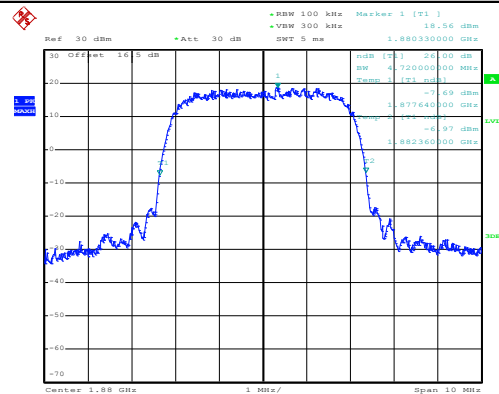
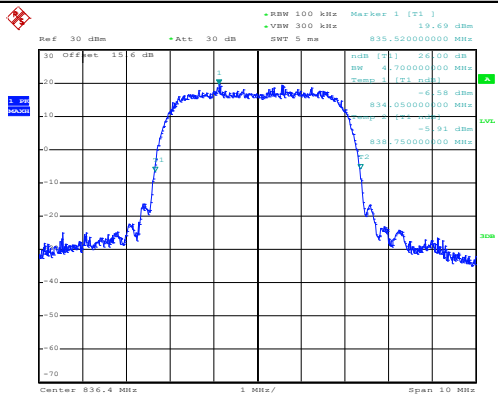


Date: 9.OCT.2018 15:12:23

Date: 9.OCT.2018 14:34:31

Middle Channel

Middle Channel

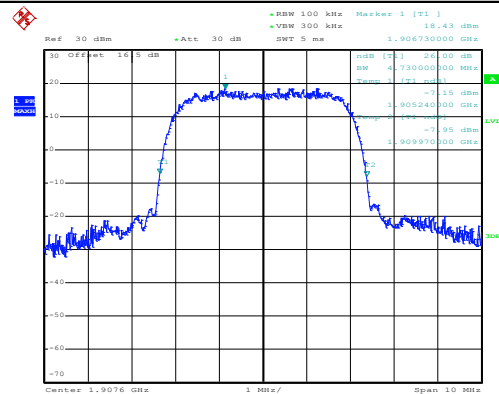
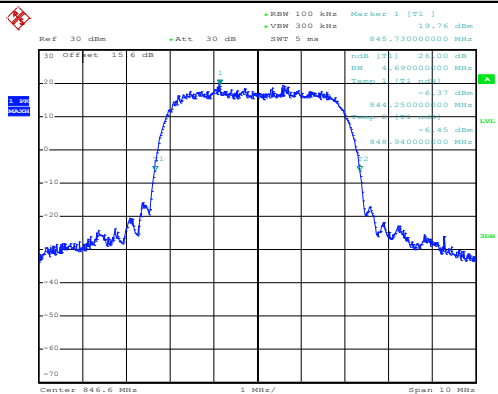


Date: 9.OCT.2018 15:12:58

Date: 9.OCT.2018 14:35:05

Highest Channel

Highest Channel



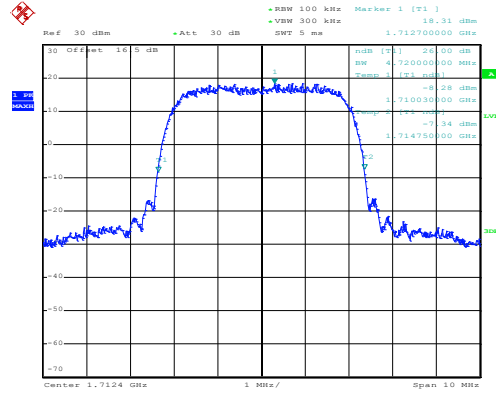
Date: 9.OCT.2018 15:13:33

Date: 9.OCT.2018 14:35:39



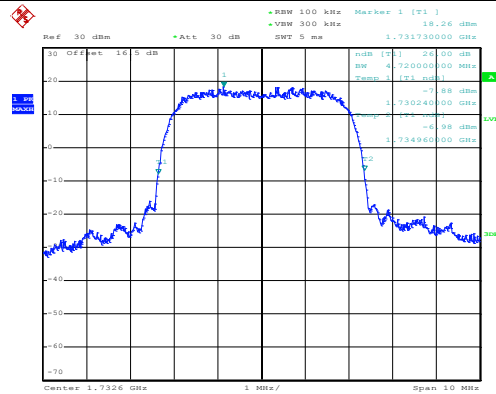
WCDMA Band IV (RMC 12.2Kbps)

Lowest Channel



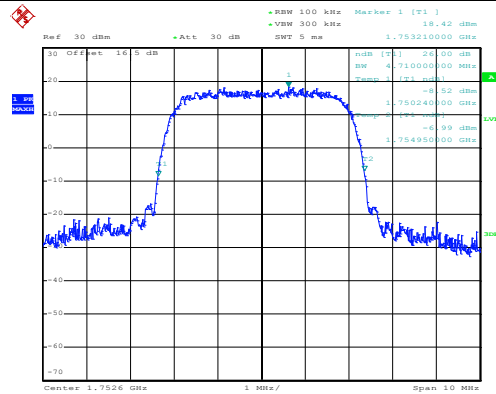
Date: 9.OCT.2018 14:52:43

Middle Channel



Date: 9.OCT.2018 14:53:18

Highest Channel



Date: 9.OCT.2018 14:53:54



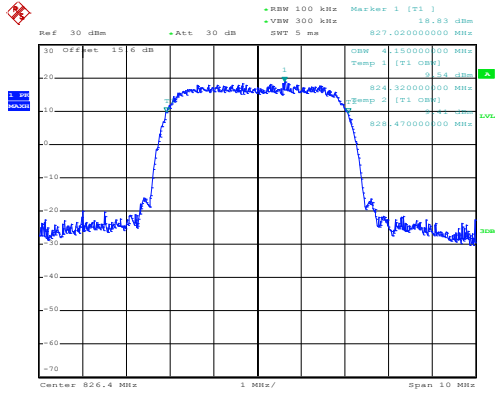
Occupied Bandwidth

Mode	WCDMA Band V 99% OBW(MHz)	WCDMA Band II 99% OBW(MHz)	WCDMA Band IV 99% OBW(MHz)
Mod.	RMC 12.2Kbps	RMC 12.2Kbps	RMC 12.2Kbps
Lowest CH	4.15	4.15	4.13
Middle CH	4.15	4.14	4.15
Highest CH	4.14	4.14	4.14



WCDMA Band V (RMC 12.2Kbps)

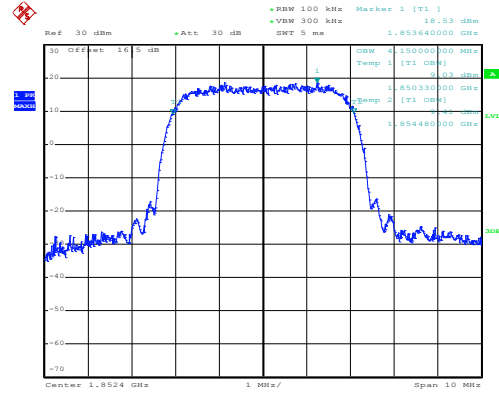
Lowest Channel



Date: 9.OCT.2018 15:14:11

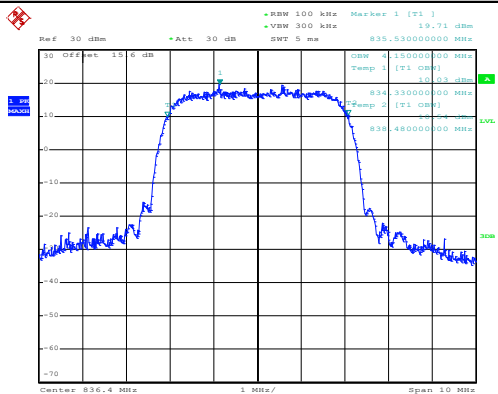
WCDMA Band II (RMC 12.2Kbps)

Lowest Channel



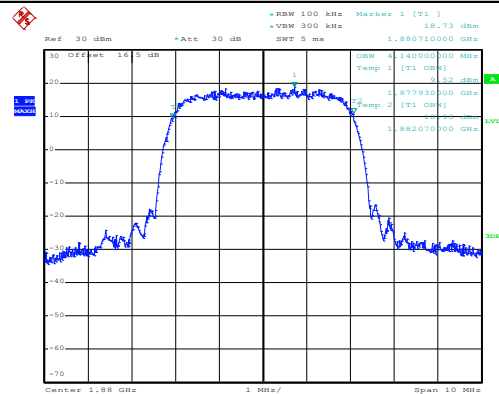
Date: 9.OCT.2018 14:36:16

Middle Channel



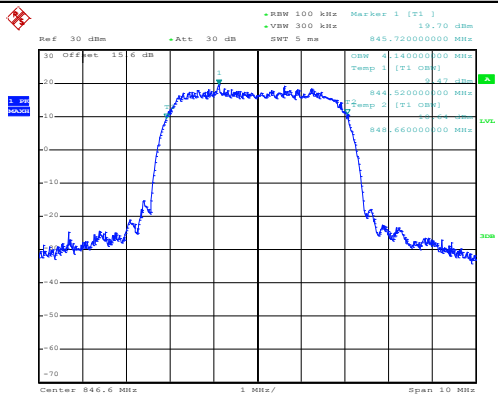
Date: 9.OCT.2018 15:14:45

Middle Channel



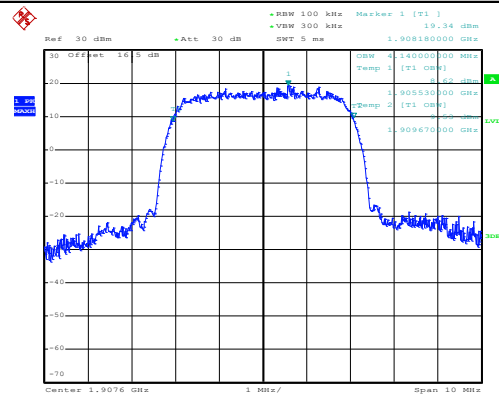
Date: 9.OCT.2018 14:36:52

Highest Channel

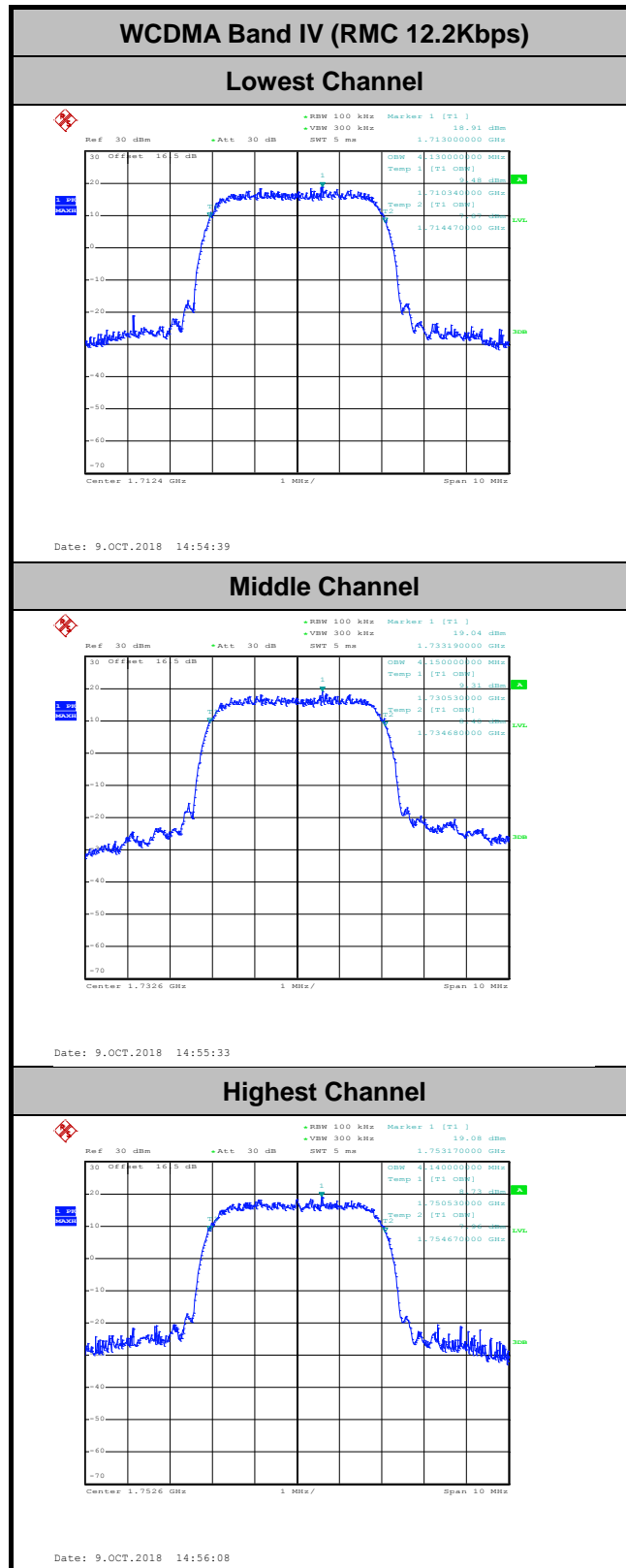


Date: 9.OCT.2018 15:15:19

Highest Channel



Date: 9.OCT.2018 14:37:25

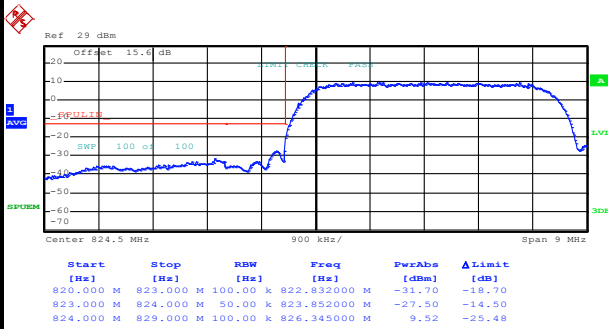




Conducted Band Edge

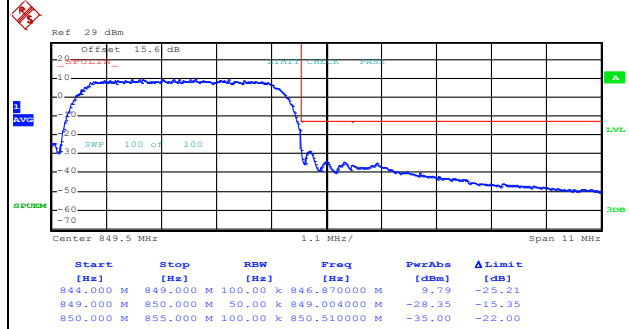
WCDMA Band V (RMC 12.2Kbps)

Lowest Band Edge



Date: 9.OCT.2018 15:22:04

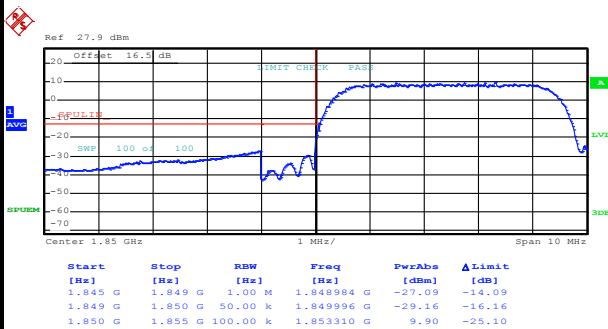
Highest Band Edge



Date: 9.OCT.2018 15:24:52

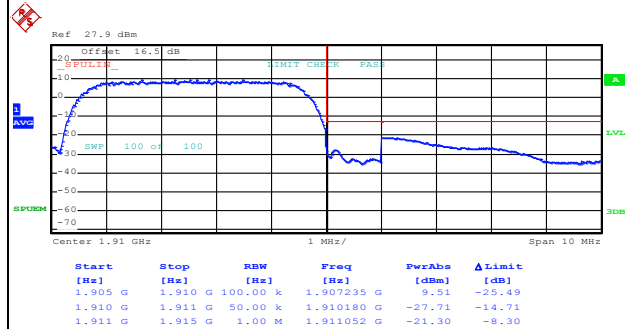
WCDMA Band II (RMC 12.2Kbps)

Lowest Band Edge



Date: 9.OCT.2018 14:43:51

Highest Band Edge



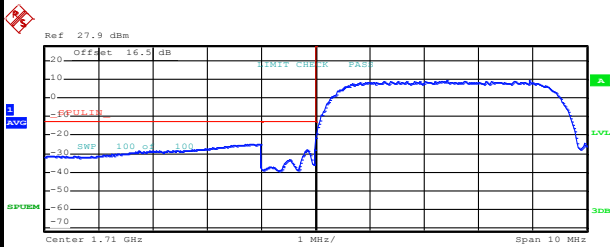
Date: 9.OCT.2018 14:49:14



WCDMA Band IV (RMC 12.2Kbps)

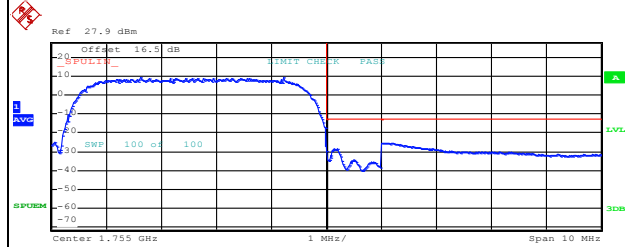
Lowest Band Edge

Highest Band Edge



Start [Hz]	Stop [Hz]	RBW [Hz]	Freq [Hz]	PwrAbs [dBm]	ΔLimit [dB]
1.705 G	1.709 G	1.00 M	1.708976 G	-24.77	-11.77
1.709 G	1.710 G	50.00 k	1.709836 G	-28.12	-15.12
1.710 G	1.715 G	100.00 k	1.712410 G	9.42	-25.58

Date: 9.OCT.2018 15:05:10

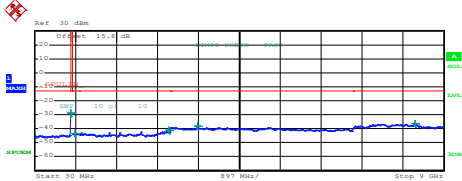
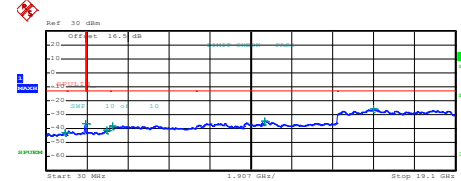
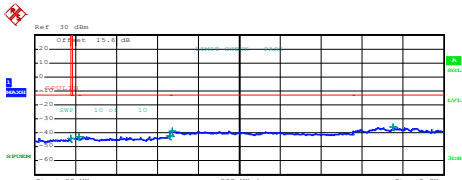
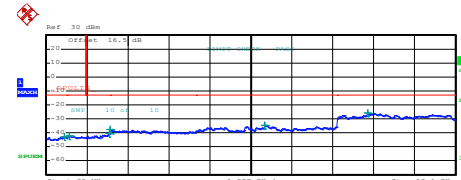
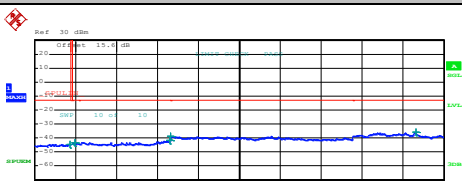
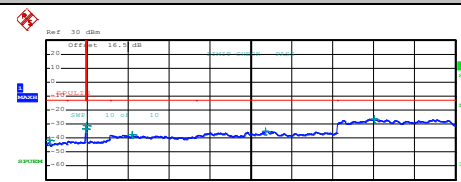


Start [Hz]	Stop [Hz]	RBW [Hz]	Freq [Hz]	PwrAbs [dBm]	ΔLimit [dB]
1.750 G	1.755 G	100.00 k	1.751610 G	9.71	-25.29
1.755 G	1.756 G	50.00 k	1.755144 G	-28.45	-15.45
1.756 G	1.760 G	1.00 M	1.756104 G	-25.50	-12.50

Date: 9.OCT.2018 15:07:53



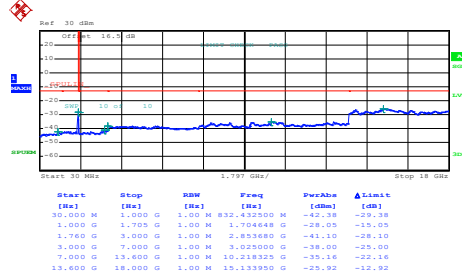
Conducted Spurious Emission

WCDMA Band V (RMC 12.2Kbps)	WCDMA Band II (RMC 12.2Kbps)																																																																														
Lowest Channel	Lowest Channel																																																																														
 <table border="1" data-bbox="239 660 654 739"> <thead> <tr> <th>Start [Hz]</th> <th>Stop [Hz]</th> <th>RBW [Hz]</th> <th>Freq [Hz]</th> <th>PwrAbs [dBm]</th> <th>ΔLimit [dB]</th> </tr> </thead> <tbody> <tr> <td>30,000 M</td> <td>820,000 M</td> <td>1,000 M</td> <td>816,247500 M</td> <td>-28.98</td> <td>-25.98</td> </tr> <tr> <td>835,000 M</td> <td>1,000 G</td> <td>1,000 M</td> <td>909,773754 M</td> <td>-43.28</td> <td>-30.28</td> </tr> <tr> <td>1,000 G</td> <td>3,000 G</td> <td>1,000 M</td> <td>2,977500 G</td> <td>-42.02</td> <td>-28.02</td> </tr> <tr> <td>3,000 G</td> <td>7,000 G</td> <td>1,000 M</td> <td>3,606000 G</td> <td>-38.39</td> <td>-25.39</td> </tr> <tr> <td>7,000 G</td> <td>9,000 G</td> <td>1,000 M</td> <td>8,375000 G</td> <td>-36.26</td> <td>-23.26</td> </tr> </tbody> </table> <p>Date: 9.OCT.2018 15:16:28</p>	Start [Hz]	Stop [Hz]	RBW [Hz]	Freq [Hz]	PwrAbs [dBm]	ΔLimit [dB]	30,000 M	820,000 M	1,000 M	816,247500 M	-28.98	-25.98	835,000 M	1,000 G	1,000 M	909,773754 M	-43.28	-30.28	1,000 G	3,000 G	1,000 M	2,977500 G	-42.02	-28.02	3,000 G	7,000 G	1,000 M	3,606000 G	-38.39	-25.39	7,000 G	9,000 G	1,000 M	8,375000 G	-36.26	-23.26	 <table border="1" data-bbox="877 660 1292 739"> <thead> <tr> <th>Start [Hz]</th> <th>Stop [Hz]</th> <th>RBW [Hz]</th> <th>Freq [Hz]</th> <th>PwrAbs [dBm]</th> <th>ΔLimit [dB]</th> </tr> </thead> <tbody> <tr> <td>30,000 M</td> <td>1,000 G</td> <td>1,000 M</td> <td>900,333500 M</td> <td>-42.82</td> <td>-29.82</td> </tr> <tr> <td>1,000 G</td> <td>3,845 G</td> <td>1,000 M</td> <td>3,843521 G</td> <td>-36.35</td> <td>-23.35</td> </tr> <tr> <td>3,915 G</td> <td>3,000 G</td> <td>1,000 M</td> <td>2,847033 G</td> <td>-41.03</td> <td>-28.03</td> </tr> <tr> <td>3,000 G</td> <td>7,000 G</td> <td>1,000 M</td> <td>3,125000 G</td> <td>-37.86</td> <td>-24.86</td> </tr> <tr> <td>7,000 G</td> <td>13,600 G</td> <td>1,000 M</td> <td>10,224925 G</td> <td>-34.74</td> <td>-21.74</td> </tr> <tr> <td>13,600 G</td> <td>19,100 G</td> <td>1,000 M</td> <td>15,302938 G</td> <td>-25.99</td> <td>-12.99</td> </tr> </tbody> </table> <p>Date: 9.OCT.2018 14:38:29</p>	Start [Hz]	Stop [Hz]	RBW [Hz]	Freq [Hz]	PwrAbs [dBm]	ΔLimit [dB]	30,000 M	1,000 G	1,000 M	900,333500 M	-42.82	-29.82	1,000 G	3,845 G	1,000 M	3,843521 G	-36.35	-23.35	3,915 G	3,000 G	1,000 M	2,847033 G	-41.03	-28.03	3,000 G	7,000 G	1,000 M	3,125000 G	-37.86	-24.86	7,000 G	13,600 G	1,000 M	10,224925 G	-34.74	-21.74	13,600 G	19,100 G	1,000 M	15,302938 G	-25.99	-12.99
Start [Hz]	Stop [Hz]	RBW [Hz]	Freq [Hz]	PwrAbs [dBm]	ΔLimit [dB]																																																																										
30,000 M	820,000 M	1,000 M	816,247500 M	-28.98	-25.98																																																																										
835,000 M	1,000 G	1,000 M	909,773754 M	-43.28	-30.28																																																																										
1,000 G	3,000 G	1,000 M	2,977500 G	-42.02	-28.02																																																																										
3,000 G	7,000 G	1,000 M	3,606000 G	-38.39	-25.39																																																																										
7,000 G	9,000 G	1,000 M	8,375000 G	-36.26	-23.26																																																																										
Start [Hz]	Stop [Hz]	RBW [Hz]	Freq [Hz]	PwrAbs [dBm]	ΔLimit [dB]																																																																										
30,000 M	1,000 G	1,000 M	900,333500 M	-42.82	-29.82																																																																										
1,000 G	3,845 G	1,000 M	3,843521 G	-36.35	-23.35																																																																										
3,915 G	3,000 G	1,000 M	2,847033 G	-41.03	-28.03																																																																										
3,000 G	7,000 G	1,000 M	3,125000 G	-37.86	-24.86																																																																										
7,000 G	13,600 G	1,000 M	10,224925 G	-34.74	-21.74																																																																										
13,600 G	19,100 G	1,000 M	15,302938 G	-25.99	-12.99																																																																										
Middle Channel	Middle Channel																																																																														
 <table border="1" data-bbox="239 1176 654 1254"> <thead> <tr> <th>Start [Hz]</th> <th>Stop [Hz]</th> <th>RBW [Hz]</th> <th>Freq [Hz]</th> <th>PwrAbs [dBm]</th> <th>ΔLimit [dB]</th> </tr> </thead> <tbody> <tr> <td>30,000 M</td> <td>820,000 M</td> <td>1,000 M</td> <td>818,407500 M</td> <td>-43.92</td> <td>-30.92</td> </tr> <tr> <td>835,000 M</td> <td>1,000 G</td> <td>1,000 M</td> <td>900,683750 M</td> <td>-42.08</td> <td>-29.08</td> </tr> <tr> <td>1,000 G</td> <td>3,000 G</td> <td>1,000 M</td> <td>2,986000 G</td> <td>-42.11</td> <td>-29.11</td> </tr> <tr> <td>3,000 G</td> <td>7,000 G</td> <td>1,000 M</td> <td>3,035000 G</td> <td>-38.79</td> <td>-25.79</td> </tr> <tr> <td>7,000 G</td> <td>9,000 G</td> <td>1,000 M</td> <td>7,875000 G</td> <td>-35.92</td> <td>-22.92</td> </tr> </tbody> </table> <p>Date: 9.OCT.2018 15:17:21</p>	Start [Hz]	Stop [Hz]	RBW [Hz]	Freq [Hz]	PwrAbs [dBm]	ΔLimit [dB]	30,000 M	820,000 M	1,000 M	818,407500 M	-43.92	-30.92	835,000 M	1,000 G	1,000 M	900,683750 M	-42.08	-29.08	1,000 G	3,000 G	1,000 M	2,986000 G	-42.11	-29.11	3,000 G	7,000 G	1,000 M	3,035000 G	-38.79	-25.79	7,000 G	9,000 G	1,000 M	7,875000 G	-35.92	-22.92	 <table border="1" data-bbox="877 1176 1292 1254"> <thead> <tr> <th>Start [Hz]</th> <th>Stop [Hz]</th> <th>RBW [Hz]</th> <th>Freq [Hz]</th> <th>PwrAbs [dBm]</th> <th>ΔLimit [dB]</th> </tr> </thead> <tbody> <tr> <td>30,000 M</td> <td>1,000 G</td> <td>1,000 M</td> <td>883,115000 M</td> <td>-42.64</td> <td>-29.64</td> </tr> <tr> <td>1,000 G</td> <td>3,845 G</td> <td>1,000 M</td> <td>3,087800 M</td> <td>-42.31</td> <td>-29.31</td> </tr> <tr> <td>1,915 G</td> <td>3,000 G</td> <td>1,000 M</td> <td>2,954703 G</td> <td>-40.34</td> <td>-27.34</td> </tr> <tr> <td>3,000 G</td> <td>7,000 G</td> <td>1,000 M</td> <td>3,020000 G</td> <td>-37.75</td> <td>-24.75</td> </tr> <tr> <td>7,000 G</td> <td>13,600 G</td> <td>1,000 M</td> <td>10,227400 G</td> <td>-34.86</td> <td>-21.86</td> </tr> <tr> <td>13,600 G</td> <td>19,100 G</td> <td>1,000 M</td> <td>15,030688 G</td> <td>-26.13</td> <td>-13.13</td> </tr> </tbody> </table> <p>Date: 9.OCT.2018 14:39:20</p>	Start [Hz]	Stop [Hz]	RBW [Hz]	Freq [Hz]	PwrAbs [dBm]	ΔLimit [dB]	30,000 M	1,000 G	1,000 M	883,115000 M	-42.64	-29.64	1,000 G	3,845 G	1,000 M	3,087800 M	-42.31	-29.31	1,915 G	3,000 G	1,000 M	2,954703 G	-40.34	-27.34	3,000 G	7,000 G	1,000 M	3,020000 G	-37.75	-24.75	7,000 G	13,600 G	1,000 M	10,227400 G	-34.86	-21.86	13,600 G	19,100 G	1,000 M	15,030688 G	-26.13	-13.13
Start [Hz]	Stop [Hz]	RBW [Hz]	Freq [Hz]	PwrAbs [dBm]	ΔLimit [dB]																																																																										
30,000 M	820,000 M	1,000 M	818,407500 M	-43.92	-30.92																																																																										
835,000 M	1,000 G	1,000 M	900,683750 M	-42.08	-29.08																																																																										
1,000 G	3,000 G	1,000 M	2,986000 G	-42.11	-29.11																																																																										
3,000 G	7,000 G	1,000 M	3,035000 G	-38.79	-25.79																																																																										
7,000 G	9,000 G	1,000 M	7,875000 G	-35.92	-22.92																																																																										
Start [Hz]	Stop [Hz]	RBW [Hz]	Freq [Hz]	PwrAbs [dBm]	ΔLimit [dB]																																																																										
30,000 M	1,000 G	1,000 M	883,115000 M	-42.64	-29.64																																																																										
1,000 G	3,845 G	1,000 M	3,087800 M	-42.31	-29.31																																																																										
1,915 G	3,000 G	1,000 M	2,954703 G	-40.34	-27.34																																																																										
3,000 G	7,000 G	1,000 M	3,020000 G	-37.75	-24.75																																																																										
7,000 G	13,600 G	1,000 M	10,227400 G	-34.86	-21.86																																																																										
13,600 G	19,100 G	1,000 M	15,030688 G	-26.13	-13.13																																																																										
Highest Channel	Highest Channel																																																																														
 <table border="1" data-bbox="239 1691 654 1769"> <thead> <tr> <th>Start [Hz]</th> <th>Stop [Hz]</th> <th>RBW [Hz]</th> <th>Freq [Hz]</th> <th>PwrAbs [dBm]</th> <th>ΔLimit [dB]</th> </tr> </thead> <tbody> <tr> <td>30,000 M</td> <td>820,000 M</td> <td>1,000 M</td> <td>801,137500 M</td> <td>-44.30</td> <td>-31.30</td> </tr> <tr> <td>835,000 M</td> <td>1,000 G</td> <td>1,000 M</td> <td>900,457503 M</td> <td>-43.57</td> <td>-30.57</td> </tr> <tr> <td>1,000 G</td> <td>3,000 G</td> <td>1,000 M</td> <td>2,986000 G</td> <td>-42.88</td> <td>-29.88</td> </tr> <tr> <td>3,000 G</td> <td>7,000 G</td> <td>1,000 M</td> <td>3,007000 G</td> <td>-38.76</td> <td>-25.76</td> </tr> <tr> <td>7,000 G</td> <td>9,000 G</td> <td>1,000 M</td> <td>8,391000 G</td> <td>-35.92</td> <td>-22.92</td> </tr> </tbody> </table> <p>Date: 9.OCT.2018 15:18:12</p>	Start [Hz]	Stop [Hz]	RBW [Hz]	Freq [Hz]	PwrAbs [dBm]	ΔLimit [dB]	30,000 M	820,000 M	1,000 M	801,137500 M	-44.30	-31.30	835,000 M	1,000 G	1,000 M	900,457503 M	-43.57	-30.57	1,000 G	3,000 G	1,000 M	2,986000 G	-42.88	-29.88	3,000 G	7,000 G	1,000 M	3,007000 G	-38.76	-25.76	7,000 G	9,000 G	1,000 M	8,391000 G	-35.92	-22.92	 <table border="1" data-bbox="877 1691 1292 1769"> <thead> <tr> <th>Start [Hz]</th> <th>Stop [Hz]</th> <th>RBW [Hz]</th> <th>Freq [Hz]</th> <th>PwrAbs [dBm]</th> <th>ΔLimit [dB]</th> </tr> </thead> <tbody> <tr> <td>30,000 M</td> <td>1,000 G</td> <td>1,000 M</td> <td>1700,030000 M</td> <td>-41.43</td> <td>-28.43</td> </tr> <tr> <td>1,000 G</td> <td>3,845 G</td> <td>1,000 M</td> <td>3,842254 G</td> <td>-33.66</td> <td>-20.66</td> </tr> <tr> <td>3,915 G</td> <td>3,000 G</td> <td>1,000 M</td> <td>3,932712 G</td> <td>-31.23</td> <td>-18.23</td> </tr> <tr> <td>3,000 G</td> <td>7,000 G</td> <td>1,000 M</td> <td>4,026000 G</td> <td>-37.76</td> <td>-24.76</td> </tr> <tr> <td>7,000 G</td> <td>13,600 G</td> <td>1,000 M</td> <td>10,246375 G</td> <td>-34.96</td> <td>-21.96</td> </tr> <tr> <td>13,600 G</td> <td>19,100 G</td> <td>1,000 M</td> <td>15,333375 G</td> <td>-26.37</td> <td>-13.37</td> </tr> </tbody> </table> <p>Date: 9.OCT.2018 14:40:10</p>	Start [Hz]	Stop [Hz]	RBW [Hz]	Freq [Hz]	PwrAbs [dBm]	ΔLimit [dB]	30,000 M	1,000 G	1,000 M	1700,030000 M	-41.43	-28.43	1,000 G	3,845 G	1,000 M	3,842254 G	-33.66	-20.66	3,915 G	3,000 G	1,000 M	3,932712 G	-31.23	-18.23	3,000 G	7,000 G	1,000 M	4,026000 G	-37.76	-24.76	7,000 G	13,600 G	1,000 M	10,246375 G	-34.96	-21.96	13,600 G	19,100 G	1,000 M	15,333375 G	-26.37	-13.37
Start [Hz]	Stop [Hz]	RBW [Hz]	Freq [Hz]	PwrAbs [dBm]	ΔLimit [dB]																																																																										
30,000 M	820,000 M	1,000 M	801,137500 M	-44.30	-31.30																																																																										
835,000 M	1,000 G	1,000 M	900,457503 M	-43.57	-30.57																																																																										
1,000 G	3,000 G	1,000 M	2,986000 G	-42.88	-29.88																																																																										
3,000 G	7,000 G	1,000 M	3,007000 G	-38.76	-25.76																																																																										
7,000 G	9,000 G	1,000 M	8,391000 G	-35.92	-22.92																																																																										
Start [Hz]	Stop [Hz]	RBW [Hz]	Freq [Hz]	PwrAbs [dBm]	ΔLimit [dB]																																																																										
30,000 M	1,000 G	1,000 M	1700,030000 M	-41.43	-28.43																																																																										
1,000 G	3,845 G	1,000 M	3,842254 G	-33.66	-20.66																																																																										
3,915 G	3,000 G	1,000 M	3,932712 G	-31.23	-18.23																																																																										
3,000 G	7,000 G	1,000 M	4,026000 G	-37.76	-24.76																																																																										
7,000 G	13,600 G	1,000 M	10,246375 G	-34.96	-21.96																																																																										
13,600 G	19,100 G	1,000 M	15,333375 G	-26.37	-13.37																																																																										



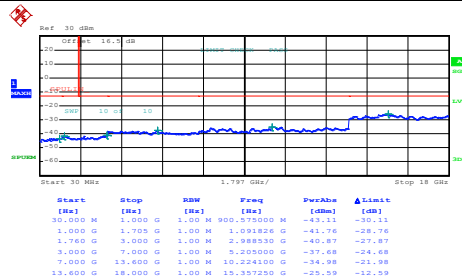
WCDMA Band IV (RMC 12.2Kbps)

Lowest Channel



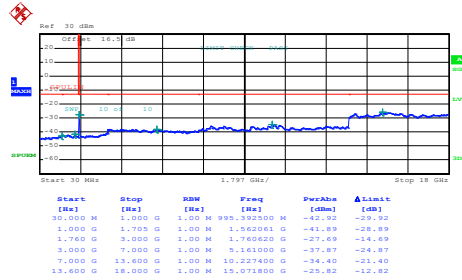
Date: 9.OCT.2018 14:57:22

Middle Channel



Date: 9.OCT.2018 15:00:09

Highest Channel



Date: 9.OCT.2018 15:01:17



Frequency Stability

Test Conditions	Middle Channel	WCDMA Band V (RMC 12.2Kbps)	Limit 2.5ppm
Temperature (°C)	Voltage (Volt)	Deviation (ppm)	Result
50	Normal Voltage	0.0120	PASS
40	Normal Voltage	0.0012	
30	Normal Voltage	0.0036	
20(Ref.)	Normal Voltage	0.0000	
10	Normal Voltage	0.0024	
0	Normal Voltage	0.0024	
-10	Normal Voltage	0.0048	
-20	Normal Voltage	0.0036	
-30	Normal Voltage	0.1315	
20	Maximum Voltage	0.0000	
20	Normal Voltage	0.0000	
20	Battery End Point	0.0000	



Test Conditions	Middle Channel	WCDMA Band II (RMC 12.2Kbps)	Limit Note 2.
Temperature (°C)	Voltage (Volt)	Deviation (ppm)	Result
50	Normal Voltage	0.0043	PASS
40	Normal Voltage	0.0005	
30	Normal Voltage	0.0011	
20(Ref.)	Normal Voltage	0.0000	
10	Normal Voltage	0.0037	
0	Normal Voltage	0.0048	
-10	Normal Voltage	0.0037	
-20	Normal Voltage	0.0037	
-30	Normal Voltage	0.0016	
20	Maximum Voltage	0.0011	
20	Normal Voltage	0.0000	
20	Battery End Point	0.0011	



Test Conditions	Middle Channel	WCDMA Band IV (RMC 12.2Kbps)	Limit Note 2.
Temperature (°C)	Voltage (Volt)	Deviation (ppm)	Result
50	Normal Voltage	0.0043	PASS
40	Normal Voltage	0.0005	
30	Normal Voltage	0.0011	
20(Ref.)	Normal Voltage	0.0000	
10	Normal Voltage	0.0037	
0	Normal Voltage	0.0048	
-10	Normal Voltage	0.0037	
-20	Normal Voltage	0.0037	
-30	Normal Voltage	0.0016	
20	Maximum Voltage	0.0011	
20	Normal Voltage	0.0000	
20	Battery End Point	0.0011	

Note:

1. Normal Voltage = 3.8V. ; Battery End Point (BEP) = 3.6 V. ; Maximum Voltage =4.4 V
2. The frequency fundamental emissions stay within the authorized frequency block.



Appendix B. Test Results of ERP/EIRP and Radiated Test

ERP/EIRP

Channel	Mode	Conducted		ERP	
		Power (dBm)	Power (Watts)	ERP(dBm)	ERP(W)
Lowest	GSM850 GPRS class 8 (GT - LC = -5.1 dB)	33.83	2.4155	26.58	0.4550
Middle		33.53	2.2542	26.28	0.4246
Highest		33.81	2.4044	26.56	0.4529
Lowest	GSM850 EDGE class 8 (GT - LC = -5.1 dB)	27.12	0.5152	19.87	0.0971
Middle		27.15	0.5188	19.90	0.0977
Highest		27.08	0.5105	19.83	0.0962
Lowest	WCDMA Band V RMC 12.2Kbps (GT - LC = -5.1 dB)	23.79	0.2393	16.54	0.0451
Middle		23.82	0.2410	16.57	0.0454
Highest		23.93	0.2472	16.68	0.0466
Limit	ERP < 7W	Result		PASS	

Channel	Mode	Conducted		EIRP	
		Power (dBm)	Power (Watts)	EIRP(dBm)	EIRP(W)
Lowest	GSM1900 GPRS class 8 (GT - LC = -0.6 dB)	30.53	1.1298	29.93	0.9840
Middle		30.10	1.0233	29.50	0.8913
Highest		30.00	1.0000	29.40	0.8710
Lowest	GSM1900 EDGE class 8 (GT - LC = -0.6 dB)	26.36	0.4325	25.76	0.3767
Middle		26.13	0.4102	25.53	0.3573
Highest		25.91	0.3899	25.31	0.3396
Lowest	WCDMA Band II RMC 12.2Kbps (GT - LC = -0.6 dB)	24.78	0.3006	24.18	0.2618
Middle		24.91	0.3097	24.31	0.2698
Highest		24.94	0.3119	24.34	0.2716
Limit	EIRP < 2W	Result		PASS	

Channel	Mode	Conducted		EIRP	
		Power (dBm)	Power (Watts)	EIRP(dBm)	EIRP(W)
Lowest	WCDMA Band IV RMC 12.2Kbps (GT - LC = -1.2 dB)	23.38	0.2178	22.18	0.1652
Middle		23.52	0.2249	22.32	0.1706
Highest		23.50	0.2239	22.30	0.1698
Limit	EIRP < 1W	Result		PASS	



Radiated Spurious Emission

<For Sample 1>

<Adapter 1>

GPRS850

GPRS 850									
Channel	Frequency (MHz)	ERP (dBm)	Limit (dBm)	Over Limit (dB)	SPA Reading (dBm)	S.G. Power (dBm)	TX Cable loss (dB)	TX Antenna Gain (dBi)	Polarization (H/V)
Lowest	1648	-48.42	-13	-35.42	-58.3	-55.37	0.53	9.63	H
	2472	-33.08	-13	-20.08	-46.54	-41.06	0.65	10.78	H
	3296	-58.34	-13	-45.34	-74.45	-67.42	0.76	11.99	H
	4120	-55.35	-13	-42.35	-72.77	-64.69	0.86	12.35	H
									H
	1648	-52.01	-13	-39.01	-61.6	-58.96	0.53	9.63	V
	2472	-36.56	-13	-23.56	-50.51	-44.54	0.65	10.78	V
	3296	-58.44	-13	-45.44	-74.52	-67.52	0.76	11.99	V
	4120	-56.01	-13	-43.01	-74.61	-65.35	0.86	12.35	V
									V
Middle	1672	-54.78	-13	-41.78	-64.82	-61.78	0.53	9.68	H
	2512	-34.97	-13	-21.97	-48.42	-42.97	0.66	10.81	H
	3344	-58.24	-13	-45.24	-74.44	-67.46	0.76	12.13	H
	4184	-57.34	-13	-44.34	-74.8	-66.68	0.84	12.33	H
									H
	1672	-55.37	-13	-42.37	-65.01	-62.37	0.53	9.68	V
	2512	-36.76	-13	-23.76	-50.62	-44.76	0.66	10.81	V
	3344	-58.31	-13	-45.31	-74.32	-67.53	0.76	12.13	V
	4184	-54.58	-13	-41.58	-73.27	-63.92	0.84	12.33	V
									V



Highest	1696	-51.18	-13	-38.18	-61.51	-58.23	0.53	9.73	H
	2544	-38.42	-13	-25.42	-51.92	-46.43	0.67	10.83	H
	3392	-44.99	-13	-31.99	-74.3	-54.35	0.77	12.28	H
									H
									H
									H
									H
	1696	-50.38	-13	-37.38	-60.09	-57.43	0.53	9.73	V
	2544	-39.65	-13	-26.65	-53.52	-47.66	0.67	10.83	V
	3392	-58.69	-13	-45.69	-74.59	-68.05	0.77	12.28	V
									V
									V
									V
									V

Remark: Spurious emissions within 30-1000MHz were found more than 20dB below limit line.



EDGE 850

EDGE 850									
Channel	Frequency (MHz)	ERP (dBm)	Limit (dBm)	Over Limit (dB)	SPA Reading (dBm)	S.G. Power (dBm)	TX Cable loss (dB)	TX Antenna Gain (dBi)	Polarization (H/V)
Lowest	1648	-55.55	-13	-42.55	-65.43	-62.5	0.53	9.63	H
	2472	-39.98	-13	-26.98	-53.44	-47.96	0.65	10.78	H
	3296	-58.11	-13	-45.11	-74.22	-67.19	0.76	11.99	H
									H
									H
									H
									H
	1648	-53.47	-13	-40.47	-63.06	-60.42	0.53	9.63	V
	2472	-40.12	-13	-27.12	-54.07	-48.1	0.65	10.78	V
	3296	-58.46	-13	-45.46	-74.54	-67.54	0.76	11.99	V
									V
									V
									V
									V
Middle	1672	-54.75	-13	-41.75	-64.79	-61.75	0.53	9.68	H
	2512	-35.86	-13	-22.86	-49.31	-43.86	0.66	10.81	H
	3344	-58.38	-13	-45.38	-74.58	-67.6	0.76	12.13	H
									H
									H
									H
									H
	1672	-51.19	-13	-38.19	-60.83	-58.19	0.53	9.68	V
	2512	-40.95	-13	-27.95	-54.81	-48.95	0.66	10.81	V
	3344	-58.69	-13	-45.69	-74.7	-67.91	0.76	12.13	V
									V
									V
									V
									V



Highest	1696	-52.53	-13	-39.53	-62.86	-59.58	0.53	9.73	H
	2544	-40.74	-13	-27.74	-54.24	-48.75	0.67	10.83	H
	3392	-58.14	-13	-45.14	-74.45	-67.5	0.77	12.28	H
									H
									H
									H
									H
	1696	-52.39	-13	-39.39	-62.1	-59.44	0.53	9.73	V
	2544	-47.50	-13	-34.50	-61.37	-55.51	0.67	10.83	V
	3392	-58.46	-13	-45.46	-74.36	-67.82	0.77	12.28	V
									V
									V
									V
									V

Remark: Spurious emissions within 30-1000MHz were found more than 20dB below limit line.



WCDMA 850

WCDMA 850									
Channel	Frequency (MHz)	ERP (dBm)	Limit (dBm)	Over Limit (dB)	SPA Reading (dBm)	S.G. Power (dBm)	TX Cable loss (dB)	TX Antenna Gain (dBi)	Polarization (H/V)
Lowest	1648	-44.02	-13	-31.02	-66.9	-50.97	0.53	9.63	H
	2480	-43.74	-13	-30.74	-70.2	-51.72	0.65	10.78	H
	3296	-45.53	-13	-32.53	-74.64	-54.61	0.76	11.99	H
									H
									H
									H
									H
	1648	-56.65	-13	-43.65	-66.24	-63.6	0.53	9.63	V
	2480	-53.49	-13	-40.49	-67.44	-61.47	0.65	10.78	V
	3296	-58.23	-13	-45.23	-74.31	-67.31	0.76	11.99	V
									V
									V
									V
									V
Middle	1672	-60.70	-13	-47.70	-70.74	-67.7	0.53	9.68	H
	2512	-54.93	-13	-41.93	-68.38	-62.93	0.66	10.81	H
	3344	-58.57	-13	-45.57	-74.77	-67.79	0.76	12.13	H
									H
									H
									H
									H
	1672	-58.14	-13	-45.14	-67.78	-65.14	0.53	9.68	V
	2512	-55.84	-13	-42.84	-69.7	-63.84	0.66	10.81	V
	3344	-58.15	-13	-45.15	-74.16	-67.37	0.76	12.13	V
									V
									V
									V
									V



Highest	1696	-59.21	-13	-46.21	-69.54	-66.26	0.53	9.73	H
	2544	-57.88	-13	-44.88	-71.38	-65.89	0.67	10.83	H
	3392	-58.42	-13	-45.42	-74.73	-67.78	0.77	12.28	H
									H
									H
									H
									H
	1696	-60.59	-13	-47.59	-70.3	-67.64	0.53	9.73	V
	2544	-56.26	-13	-43.26	-70.13	-64.27	0.67	10.83	V
	3392	-58.42	-13	-45.42	-74.32	-67.78	0.77	12.28	V
									V
									V
									V
									V

Remark: Spurious emissions within 30-1000MHz were found more than 20dB below limit line.



WCDMA 1700

WCDMA 1700									
Channel	Frequency (MHz)	EIRP (dBm)	Limit (dBm)	Over Limit (dB)	SPA Reading (dBm)	S.G. Power (dBm)	TX Cable loss (dB)	TX Antenna Gain (dBi)	Polarization (H/V)
Lowest	3426	-41.70	-13	-28.70	-58.6	-53.3	0.77	12.38	H
	5142	-30.09	-13	-17.09	-50.12	-41.6	0.97	12.48	H
	8568	-44.17	-13	-31.17	-71.38	-54.8	1.37	12.00	H
									H
									H
									H
									H
	3426	-45.90	-13	-32.90	-62.74	-57.5	0.77	12.38	V
	5142	-33.09	-13	-20.09	-53.32	-44.6	0.97	12.48	V
	8568	-44.17	-13	-31.17	-71.16	-54.8	1.37	12.00	V
									V
									V
									V
									V
Middle	3462	-44.89	-13	-31.89	-61.84	-56.6	0.78	12.49	H
	5202	-30.39	-13	-17.39	-50.55	-42	0.99	12.60	H
	8658	-43.57	-13	-30.57	-71.2	-54.3	1.39	12.12	H
									H
									H
									H
									H
	3462	-46.89	-13	-33.89	-64.3	-58.6	0.78	12.49	V
	5202	-33.89	-13	-20.89	-54.15	-45.5	0.99	12.60	V
	8658	-41.17	-13	-28.17	-68.55	-51.9	1.39	12.12	V
									V
									V
									V
									V



Highest	3504	-53.36	-13	-40.36	-70.48	-65.18	0.78	12.60	H
	5262	-36.02	-13	-23.02	-56.56	-47.73	1.01	12.72	H
	8760	-46.35	-13	-33.35	-74.7	-57.21	1.40	12.26	H
									H
									H
									H
									H
	3504	-52.14	-13	-39.14	-70.23	-63.96	0.78	12.60	V
	5262	-39.65	-13	-26.65	-60.43	-51.36	1.01	12.72	V
	8760	-42.21	-13	-29.21	-70.44	-53.07	1.40	12.26	V
									V
									V
									V
									V

Remark: Spurious emissions within 30-1000MHz were found more than 20dB below limit line.



GPRS 1900

GPRS 1900									
Channel	Frequency (MHz)	EIRP (dBm)	Limit (dBm)	Over Limit (dB)	SPA Reading (dBm)	S.G. Power (dBm)	TX Cable loss (dB)	TX Antenna Gain (dBi)	Polarization (H/V)
Lowest	3702	-47.91	-13	-34.91	-64.8	-59.7	0.72	12.52	H
	5550	-30.13	-13	-17.13	-51.29	-42.3	1.00	13.17	H
	7401	-52.00	-13	-39.00	-76.94	-61.4	1.18	10.58	H
	9252	-43.78	-13	-30.78	-73.12	-54.29	1.39	11.89	H
									H
									H
									H
	3702	-42.81	-13	-29.81	-60.71	-54.6	0.72	12.52	V
	5550	-35.23	-13	-22.23	-56.93	-47.4	1.00	13.17	V
	7401	-52.90	-13	-39.90	-77.47	-62.3	1.18	10.58	V
	9252	-43.77	-13	-30.77	-72.87	-54.28	1.39	11.89	V
									V
									V
									V
Middle	3760	-55.89	-13	-42.89	-73.05	-67.7	0.69	12.50	H
	5640	-40.17	-13	-27.17	-61.83	-52.3	0.98	13.12	H
	7520	-52.12	-13	-39.12	-76.95	-61.4	1.18	10.46	H
	9399	-47.22	-13	-34.22	-76.53	-57.25	1.45	11.48	H
									H
									H
									H
	3760	-54.99	-13	-41.99	-73.32	-66.8	0.69	12.50	V
	5640	-38.47	-13	-25.47	-60.22	-50.6	0.98	13.12	V
	7520	-51.92	-13	-38.92	-76.82	-61.2	1.18	10.46	V
	9399	-45.32	-13	-32.32	-74.42	-55.35	1.45	11.48	V
									V
									V
									V



Highest	3822	-50.42	-13	-37.42	-67.83	-62.2	0.69	12.47	H
	5730	-43.13	-13	-30.13	-64.76	-55.2	0.99	13.06	H
	7639	-51.69	-13	-38.69	-76.62	-61.3	1.18	10.79	H
									H
									H
									H
									H
	3822	-48.32	-13	-35.32	-66.58	-60.1	0.69	12.47	V
	5730	-39.33	-13	-26.33	-61.23	-51.4	0.99	13.06	V
	7639	-51.19	-13	-38.19	-75.95	-60.8	1.18	10.79	V
									V
									V
									V
									V

Remark: Spurious emissions within 30-1000MHz were found more than 20dB below limit line.



EDGE1900

EDGE 1900									
Channel	Frequency (MHz)	EIRP (dBm)	Limit (dBm)	Over Limit (dB)	SPA Reading (dBm)	S.G. Power (dBm)	TX Cable loss (dB)	TX Antenna Gain (dBi)	Polarization (H/V)
Lowest	3702	-46.81	-13	-33.81	-63	-58.6	0.72	12.52	H
	5550	-36.93	-13	-23.93	-58.2	-49.1	1.00	13.17	H
	7401	-52.70	-13	-39.70	-77.41	-62.1	1.18	10.58	H
									H
									H
									H
									H
	3702	-48.51	-13	-35.51	-66.5	-60.3	0.72	12.52	V
	5550	-33.73	-13	-20.73	-55.42	-45.9	1.00	13.17	V
	7401	-52.90	-13	-39.90	-77.18	-62.3	1.18	10.58	V
									V
									V
									V
									V
Middle	3762	-52.69	-13	-39.69	-69.54	-64.5	0.69	12.50	H
	5640	-41.77	-13	-28.77	-63.3	-53.9	0.98	13.12	H
	7520	-52.82	-13	-39.82	-77.19	-62.1	1.18	10.46	H
									H
									H
									H
									H
	3762	-52.79	-13	-39.79	-70.93	-64.6	0.69	12.50	V
	5640	-43.37	-13	-30.37	-65.09	-55.5	0.98	13.12	V
	7520	-52.32	-13	-39.32	-76.97	-61.6	1.18	10.46	V
									V
									V
									V
									V



Highest	3822	-54.62	-13	-41.62	-71.87	-66.4	0.69	12.47	H
	5730	-46.13	-13	-33.13	-67.68	-58.2	0.99	13.06	H
	7639	-51.89	-13	-38.89	-76.64	-61.5	1.18	10.79	H
									H
									H
									H
									H
	3822	-53.52	-13	-40.52	-71.93	-65.3	0.69	12.47	V
	5730	-49.13	-13	-36.13	-70.84	-61.2	0.99	13.06	V
	7639	-52.09	-13	-39.09	-76.79	-61.7	1.18	10.79	V
									V
									V
									V
									V

Remark: Spurious emissions within 30-1000MHz were found more than 20dB below limit line.



WCDMA 1900

WCDMA 1900									
Channel	Frequency (MHz)	EIRP (dBm)	Limit (dBm)	Over Limit (dB)	SPA Reading (dBm)	S.G. Power (dBm)	TX Cable loss (dB)	TX Antenna Gain (dBi)	Polarization (H/V)
Lowest	3702	-51.81	-13	-38.81	-68.89	-63.6	0.72	12.52	H
	5556	-45.53	-13	-32.53	-67	-57.7	1.00	13.17	H
	7410	-52.72	-13	-39.72	-77.34	-62.1	1.18	10.56	H
									H
									H
									H
									H
	3702	-52.91	-13	-39.91	-70.87	-64.7	0.72	12.52	V
	5556	-46.73	-13	-33.73	-68.88	-58.9	1.00	13.17	V
	7410	-52.82	-13	-39.82	-77.66	-62.2	1.18	10.56	V
									V
									V
									V
									V
Middle	3762	-53.89	-13	-40.89	-70.89	-65.7	0.69	12.50	H
	5646	-52.97	-13	-39.97	-74.3	-65.1	0.98	13.11	H
	7520	-52.92	-13	-39.92	-77.43	-62.2	1.18	10.46	H
									H
									H
									H
									H
	3762	-54.39	-13	-41.39	-72.36	-66.2	0.69	12.50	V
	5646	-52.87	-13	-39.87	-74.56	-65	0.98	13.11	V
	7520	-53.12	-13	-40.12	-77.49	-62.4	1.18	10.46	V
									V
									V
									V
									V



Highest	3816	-56.71	-13	-43.71	-73.74	-68.5	0.69	12.47	H
	5723	-53.53	-13	-40.53	-74.8	-65.6	0.99	13.07	H
	7630	-52.22	-13	-39.22	-77.05	-61.8	1.18	10.76	H
									H
									H
									H
									H
	3816	-54.51	-13	-41.51	-73.06	-66.3	0.69	12.47	V
	5723	-54.13	-13	-41.13	-75.96	-66.2	0.99	13.07	V
	7630	-52.52	-13	-39.52	-76.96	-62.1	1.18	10.76	V
									V
									V
									V
									V

Remark: Spurious emissions within 30-1000MHz were found more than 20dB below limit line.



<For Sample 1>

<Adapter 2>

WCDMA 1700

WCDMA 1700									
Channel	Frequency (MHz)	EIRP (dBm)	Limit (dBm)	Over Limit (dB)	SPA Reading (dBm)	S.G. Power (dBm)	TX Cable loss (dB)	TX Antenna Gain (dBi)	Polarization (H/V)
Lowest	3426	-48.81	-13	-35.81	-65.97	-60.41	0.77	12.38	H
	5136	-33.07	-13	-20.07	-53.77	-44.57	0.97	12.47	H
	8556	-46.63	-13	-33.63	-73.94	-57.25	1.36	11.98	H
									H
									H
									H
									H
	3426	-45.91	-13	-32.91	-62.88	-57.51	0.77	12.38	V
	5136	-32.02	-13	-19.02	-52.89	-43.52	0.97	12.47	V
	8556	-43.95	-13	-30.95	-71.09	-54.57	1.36	11.98	V
									V
									V
									V
									V

Remark: Spurious emissions within 30-1000MHz were found more than 20dB below limit line.



<For Sample 2>

<Adapter 1>

WCDMA 1700

WCDMA 1700									
Channel	Frequency (MHz)	EIRP (dBm)	Limit (dBm)	Over Limit (dB)	SPA Reading (dBm)	S.G. Power (dBm)	TX Cable loss (dB)	TX Antenna Gain (dBi)	Polarization (H/V)
Lowest	3425	-57.74	-13	-44.74	-74.91	-69.34	0.77	12.38	H
	5137	-56.07	-13	-43.07	-76.66	-67.57	0.97	12.47	H
	6850	-53.87	-13	-40.87	-77.48	-64.67	0.83	11.63	H
									H
									H
									H
									H
	3425	-57.91	-13	-44.91	-74.89	-69.51	0.77	12.38	V
	5137	-55.55	-13	-42.55	-76.31	-67.05	0.97	12.47	V
	6850	-53.02	-13	-40.02	-77.08	-63.82	0.83	11.63	V
									V
									V
									V
									V

Remark: Spurious emissions within 30-1000MHz were found more than 20dB below limit line.

THE END