



Internal photos of 1GHz unit.




Picture 1. 1GHz unit without plastic cover and shield.




Picture 2. Without absorbents.




Picture 3. Plastic cover with EMC-shield.



Picture 4. PCB's under aluminum lid.



Picture 5. Transmitter antenna board with required modifications according to section 4.5 in testreport.



Picture 6. Antenna board with impulse generator.