

## TEST SETUP PHOTOGRAPHS

**Conducted Emissions - Front View (Adapter 1 power supply)**



**Conducted Emissions - Side View (Adapter 1 power supply)**






**Conducted Emissions - Front View (Adapter 2 power supply)**



**Conducted Emissions - Side View (Adapter 2 power supply)**



**Conducted Emissions - Front View (PoE power supply)**



**Conducted Emissions - Side View (PoE power supply)**






**Radiated Emissions View (Below 30MHz) (Adapter 1 power supply)**




**Radiated Emissions View (Below 1 GHz) (Adapter 1 power supply)**



**Radiated Emissions View (Below 30MHz) (Adapter 2 power supply)**



**Radiated Emissions View (Below 1 GHz) (Adapter 2 power supply)**






**Radiated Emissions View (Below 30MHz) (PoE power supply)**



**Radiated Emissions View (Below 1 GHz) (PoE power supply)**



**Radiated Emissions View (1-18 GHz)**



**Radiated Emissions View (18-25 GHz)**



\*\*\*\*\*END\*\*\*\*\*