

**FCC - TEST REPORT**

Report Number : **60.790.16.030.01** Date of Issue : May 23, 2016

Model : **SPD SEN**

Product Type : **Bike Computer Transmitter**

Applicant : **DAYTON INDUSTRIAL CO., LTD**

Address : **2-12 Kwai Fat Road, 11-A Kwai Chung, New Territories, Hong Kong**

Production Facility : **KENDY Enterprise Ltd**

Address : **2-12 Kwai Fat Road, 11-A Kwai Chung, New Territories, Hong Kong**

Test Result : ☒ **Positive** ☐ **Negative**

Total pages including Appendices : 19

TÜV SÜD HONG KONG LTD. is a subcontractor to TÜV SÜD Product Service GmbH according to the principles outlined in ISO 17025. TÜV SÜD HONG KONG LTD. reports apply only to the specific samples tested under stated test conditions. Construction of the actual test samples has been documented. It is the manufacturer's responsibility to assure that additional production units of this model are manufactured with identical electrical and mechanical components. The manufacturer/importer is responsible to the Competent Authorities in Europe for any modifications made to the production units which result in non-compliance to the relevant regulations TÜV SÜD HONG KONG LTD. shall have no liability for any deductions, inferences or generalizations drawn by the client or others from TÜV SÜD HONG KONG LTD. issued reports. This report is the confidential property of the client. As a mutual protection to our clients, the public and ourselves, extracts from the test report shall not be reproduced except in full without our written approval.

# 1 Table of Contents

1 Table of Contents.....	2
2 Description of Equipment Under Test .....	3
3 Summary of Test Standards .....	4
4 Details about the Test Laboratory .....	5
4.1 Test Equipment Site List .....	6
4.2 Measurement System Uncertainty .....	7
5 Summary of Test Results.....	8
6 General Remarks.....	9
7 Emission Test Results .....	10
7.1 Radiated Emission 9kHz-1000MHz.....	10
7.2 Antenna Requirement.....	12
8 Appendix A - Photographs of EUT .....	13
9 Appendix B - Setup Photographs of EUT.....	18
10 Appendix C - General Product Information .....	19

## 2 Description of Equipment Under Test

### Description of the Equipment Under Test

Product:	Bike Computer Transmitter
Model no.:	SPD SEN
FCC ID:	O4GSPEEDSEN
Rating:	3.0VDC (1 x 3.0VDC "CR2032" button cell battery)
Frequency:	121kHz
Antenna gain:	0 dBi
Number of operated Channel:	1
Description of the EUT:	The EUT is considered as wireless device, the frequency range is 121kHz. More details of EUT technical specification please refer to the User's Manual.

### 3 Summary of Test Standards

Test Standards
FCC Part 15 Subpart C 10-1-14 Edition Federal Communications Commission, PART 15 — Radio Frequency Devices, Subpart B — Unintentional Radiators

## 4 Details about the Test Laboratory

### Site 1

Company name: TÜV SÜD Hong Kong Ltd.  
3/F, West Wing, Lakeside 2,  
10 Science Park West Avenue,  
Science Park, Shatin, Hong Kong

### Site 2

Company name: TÜV SÜD Certification and Testing (China) Co., Ltd. Shenzhen Branch  
Building 12&13 Zhiheng Wisdomland Business Park,  
Nantou Checkpoint Road 2,  
Shenzhen 518052, P.R.China  
FCC test site number 502708

Emission Tests	
Test Item	Test Site
<b>FCC Part 15 Subpart C</b>	
FCC Title 47 Part 15.209 Radiated Emission	Site 2
FCC Title 47 Part 15.207 Conduct Emission	NIL
FCC Title 47 Part 15.203 Antenna Requirement	Site 2

## 4.1 Test Equipment Site List

### Radiated Emission Test – Site 2

DESCRIPTION	MANUFACTURER	MODEL NO.	SERIAL NO.	CAL. DUE DATE
EMI Test Receiver	Rohde & Schwarz	ESR 26	101269	17-Aug-16
Trilog Super Broadband Test Antenna	Schwarzbeck	VULB 9163	707	17-Aug-17
Horn Antenna	Rohde & Schwarz	HF907	102294	17-Aug-17
Pre-amplifier	Rohde & Schwarz	SCU 18	102230	17-Aug-16
3m Semi-anechoic chamber	TDK	9X6X6	----	29-May-19

## 4.2 Measurement System Uncertainty

### Measurement System Uncertainty Emissions

System Measurement Uncertainty	
Items	Extended Uncertainty
Uncertainty for Radiated Emission in 3m chamber 9kHz-30MHz	4.54dB
Uncertainty for Radiated Emission in 3m chamber 30MHz-1000MHz	Horizontal: 4.83dB; Vertical: 4.91dB;

## 5 Summary of Test Results

Emission Tests				
FCC Part 15 Subpart C				
Test Condition	Pages	Test Result		
		Pass	Fail	N/A
FCC Title 47 Part 15.209 Radiated Emission	10-11	<input checked="" type="checkbox"/>	<input type="checkbox"/>	<input type="checkbox"/>
FCC Title 47 Part 15.207 Conduct Emission	NIL	<input type="checkbox"/>	<input type="checkbox"/>	<input checked="" type="checkbox"/>
FCC Title 47 Part 15.203 Antenna Requirement	12	<input checked="" type="checkbox"/>	<input type="checkbox"/>	<input type="checkbox"/>

**Remark:**

(1) EUT is transmitter only



## 6 General Remarks

### Remarks

NIL

### SUMMARY:

- All tests according to the regulations cited on page 5 were

■ - Performed

□ - **Not** Performed

- The Equipment Under Test

■ - **Fulfills** the general approval requirements.

□ - **Does not** fulfill the general approval requirements.


Sample Received Date: May 4, 2016

Testing Start Date: May 5, 2016

Testing End Date: May 16, 2016

- TÜV SÜD HONG KONG LTD. -


Reviewed by:



TSENG Chi Kit  
EMC Project Engineer



Prepared by:



CHAN Kwong Ngai  
EMC Test Engineer

## 7 Emission Test Results

### 7.1 Radiated Emission

EUT: SPD SEN  
Op Condition: On Mode  
Test Specification: Antenna: Horizontal  
Comment: 3.0VDC  
Remark: 9kHz to 1GHz

**Test Result**☒ Passed☐ Not Passed

Frequency MHz	Result dB $\mu$ V/m	Limit dB $\mu$ V/m	Margin dB	Detector
0.121	54.52	106.6	-52.08	Quasi Peak
49.885	17.71	40	-22.29	Quasi Peak
93.103	10.21	43.5	-33.29	Quasi Peak
281.661	19.92	46	-26.08	Quasi Peak
847.925	26.36	46	-19.64	Quasi Peak

**Radiated Emission**

EUT: SPD SEN  
Op Condition: On Mode  
Test Specification: Antenna: Vertical  
Comment: 3.0VDC  
Remark: 9kHz to 1GHz

Test Result	
<input checked="checked" type="checkbox"/>	Passed
<input type="checkbox"/>	Not Passed

Frequency MHz	Result dB $\mu$ V/m	Limit dB $\mu$ V/m	Margin dB	Detector
0.121	54.62	106.6	-51.98	Quasi Peak
48.807	13.13	40	-26.87	Quasi Peak
103.073	15.46	43.5	-28.04	Quasi Peak
279.559	17.66	46	-28.34	Quasi Peak
700.000	20.64	46	-25.36	Quasi Peak

## 7.2 Antenna Requirement

EUT: SPD SEN  
Op Condition: On Mode  
Test Specification: FCC15.203  
Comment: 3.0VDC

**Test Result**☒ Passed☐ Not Passed

### Limit

For intentional device, according to FCC Title 47 Part 15.203, an intentional radiator shall be designed to ensure that no antenna other than that furnished by the responsible party shall be used with the device.

### Antenna Connector Construction

The antenna used in this product is PCB antenna, and the maximum gain of this antenna is 0.0 dBi.

## 8 Appendix A - Photographs of EUT




## Appendix A







## Appendix A




## Appendix A






## Appendix A



## 9 Appendix B - Setup Photographs of EUT

### Radiated Emission



## 10 Appendix C - General Product Information

### Radiofrequency radiation exposure evaluation

According to KDB 447498 D01v06 section 4.3.1 & Appendix C

>> The 1-g SAR test exclusion thresholds, for frequency <100 MHz, at test separation distances < 200 mm are determined by:

#### Appendix C

##### *SAR Test Exclusion Thresholds for < 100 MHz and < 200 mm*

Approximate SAR test exclusion power thresholds at selected frequencies and test separation distances are illustrated in the following table. The equation and threshold in 4.3.1 must be applied to determine SAR test exclusion.

MHz	< 50	50	60	70	80	90	100	110	120	130	140	150	160	170	180	190	mm
100	237	474	481	487	494	501	507	514	521	527	534	541	547	554	561	567	mW
50	308	617	625	634	643	651	660	669	677	686	695	703	712	721	729	738	
10	474	948	961	975	988	1001	1015	1028	1041	1055	1068	1081	1095	1108	1121	1135	
1	711	1422	1442	1462	1482	1502	1522	1542	1562	1582	1602	1622	1642	1662	1682	1702	
0.1	948	1896	1923	1949	1976	2003	2029	2056	2083	2109	2136	2163	2189	2216	2243	2269	
0.05	1019	2039	2067	2096	2125	2153	2182	2211	2239	2268	2297	2325	2354	2383	2411	2440	
0.01	1185	2370	2403	2437	2470	2503	2537	2570	2603	2637	2670	2703	2737	2770	2803	2837	

>> The fundamental frequency of the EUT is 0.121 kHz, the test separation distance is < 200mm. (Manufacturer specified the separation distance is: 20mm)

>> The power of EUT measured is:

- For 121 kHz:  $0.0000914\text{mW} = 10 \log (0.0000914) \text{ dBm} \sim -40.39\text{dBm}$

>> Therefore the device is exempt from stand-alone SAR test requirements.