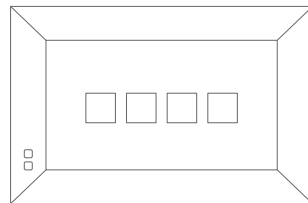
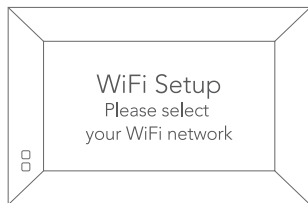


Pairing your Frame



EN

1) Connect your frame to Wi-Fi
Enter your WiFi password using your remote control. Once connected, a 16-digit serial number will appear on your frame screen.

2) Select 'Pair a New Frame' in your Nixplay app or after logging in to www.nixplay.com. Enter the 16-digit serial number shown on your frame. You are now paired and ready to start sharing memories!

DE

1) Verbinden Sie den Rahmen mit Ihrem WLAN
Geben Sie Ihr WLAN-Passwort mit der Fernbedienung ein. Nach der Verbindung erscheint eine 16-stellige Seriennummer auf Ihrem Bildschirm.

2) Wählen Sie in Ihrer Nixplay-App oder nach der Anmeldung unter www.nixplay.com die Option „Pair a New Frame“ (Neuen Rahmen verbinden). Geben Sie die 16-stellige Seriennummer ein, die auf Ihrem Rahmen angezeigt wird. Sie sind jetzt verbunden und können Fotos teilen!

IT

1) Collega la tua cornice al Wi-Fi
Inserisci la password del Wi-Fi utilizzando il telecomando. Una volta connesso, sullo schermo della cornice apparirà un numero di serie a 16 cifre.

2) Seleziona 'Pair a New Frame' (Associa una nuova cornice) nella tua app Nixplay o dopo aver effettuato il login su www.nixplay.com. Inserisci il numero di serie a 16 cifre presente sulla cornice. A questo punto è associata e puoi iniziare a condividere ricordi!

FR

1) Connectez votre cadre au Wi-Fi.
Saisissez le mot de passe de votre Wi-Fi à l'aide de la télécommande. Une fois connecté, un numéro de série à 16 chiffres apparaîtra sur l'écran de votre cadre.

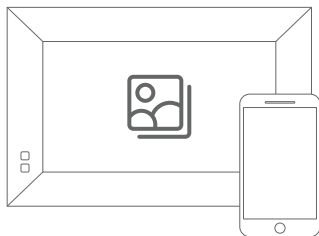
2) Sélectionnez « Pair a New Frame » (Apparier un nouveau cadre) sur votre application Nixplay ou après vous être connecté sur www.nixplay.com. Saisissez le numéro de série à 16 chiffres indiqué sur votre écran. Votre cadre est désormais apparié et vous pouvez commencer à partager vos souvenirs !

ES

1) Conecte el marco a su red Wi-Fi.
Escriba la clave de la red Wi-Fi mediante el mando a distancia. Después de conectarse, se mostrará un número de serie de 16 dígitos en la pantalla del marco.

2) Seleccione 'Pair a New Frame' (Emparejar un nuevo marco) en la aplicación Nixplay o después de iniciar sesión en www.nixplay.com. Escriba el número de serie de 16 dígitos que se muestra en el marco. El emparejamiento se ha completado. Ahora está listo para empezar a compartir sus recuerdos.

Start Sharing



EN

- 1) In your Nixplay mobile app, you can:
 - a. Share a photo or video to a playlist and assign a playlist to a frame.
 - b. Invite friends to share photos to your frame. When you do so, your friends will get an email invite to download the Nixplay app, from which they can share photos or videos to your frame.
 - c. Connect to Google Photos and create a dynamic, 'always on' connection, ensuring that your Nixplay is always up-to-date with your Google Photos.
 - d. Control all settings of your frame, playlists and photos.

2) Need help? Something not working? We're just a phone call, email or chat away. Go to nixplay.com/support for details or to find an answer to your question in our Help Center.

DE

- 1) Mit der Nixplay App können Sie:
 - a. Ein Foto oder Video einer Wiedergabeliste hinzufügen und dem Bilderrahmen eine Wiedergabeliste zuweisen.
 - b. Freunde einladen, Fotos für Ihren Rahmen zu teilen. Wenn Sie dies tun, erhalten Ihre Freunde eine E-Mail-Einladung zum Herunterladen der Nixplay-App, über die sie Fotos oder Videos für Ihren Bilderrahmen freigeben können.
 - c. Eine dynamische Verbindung zu Google Photos herstellen, die immer aktiv ist. So wird garantiert, dass Ihr Nixplay mit Ihren Google Photos immer auf dem neuesten Stand ist.
 - d. Alle Einstellungen Ihres Rahmens, Ihrer Wiedergabelisten und Fotos verwalten.

2) Brauchen Sie Hilfe? Funktioniert etwas nicht? Sie können uns jederzeit per Telefon, E-Mail oder Chat erreichen. Unter nixplay.com/support finden Sie weitere Informationen und unser Help Center.

IT

- 1) Nella tua app mobile Nixplay, puoi:
 - a. Condividere una foto o un video su una playlist e assegnare una playlist a una cornice.
 - b. Invitare gli amici a condividere foto sulla tua cornice. In tal caso, i tuoi amici riceveranno un'e-mail d'invito a scaricare l'app Nixplay, da cui possono condividere foto o video sulla tua cornice.
 - c. Collegati a Google Foto e crea una connessione dinamica 'sempre attiva', assicurandoti che la tua Nixplay sia sempre aggiornata con il tuo Google Foto.
 - d. Controlla tutte le impostazioni della cornice, delle playlist e delle foto.
- 2) Ti serve aiuto? Qualcosa non funziona? Basta una telefonata, un'e-mail o una chat. Per saperne di più vai su nixplay.com/support o trova una risposta alla tua domanda nel nostro Help Center.

FR

- 1) Sur votre application mobile Nixplay, vous pouvez :
 - a. Partager une photo ou une vidéo sur une liste de lecture et attribuer une liste de lecture à un cadre.
 - b. Invitez vos amis à partager des photos sur votre cadre. Dans ce cas, vos amis recevront un e-mail les invitant à télécharger l'application Nixplay, depuis laquelle ils pourront partager leurs photos ou vidéos sur votre cadre.
 - c. Vous connecter à Google Photos et créer une connexion dynamique et « permanente » pour que votre cadre Nixplay demeure constamment synchronisé avec votre compte Google Photos.
 - d. Contrôler tous les réglages de votre cadre, de vos listes de lecture et de vos photos.
- 2) Besoin d'aide ? Quelque chose ne fonctionne pas ? Il vous suffit de nous contacter par téléphone, par e-mail ou par chat. Visitez nixplay.com/support pour en savoir plus ou pour trouver une réponse à votre question sur notre Centre d'assistance.

ES

- 1) En la aplicación móvil de Nixplay podrá:
 - a. Compartir una fotografía o un vídeo en una lista de reproducción y asignar dicha lista a un marco.
 - b. Invitar a sus amigos a compartir fotografías en su marco. Cuando realice esta acción, sus amigos recibirán un correo electrónico en el que se les invita a descargarse la aplicación de Nixplay, desde la cual podrán compartir fotografías o vídeos en su marco.
 - c. Conéctese a Google Photos y cree una conexión continua y dinámica para que Nixplay siempre esté sincronizado con Google Photos.
 - d. Controle todas las opciones de su marco, las listas de reproducción y las fotografías.
- 2) ¿Necesita ayuda? ¿Hay alguna cosa que no funciona? Estamos a tan solo una llamada, un correo electrónico o un chat de distancia. Vaya a nixplay.com/support para obtener más información o para encontrar la respuesta a sus preguntas en nuestro Centro de ayuda.

FCC Compliance Notification

EN**Warning:**

This device complies with Part 15 of the FCC Rules. Operation is subject to the following two conditions:

1. this device may not cause harmful interference, and
2. this device must accept any interference received, including interference that may cause undesired operation. Changes or modifications not expressly approved by the party responsible for compliance could void the user's authority to operate the equipment.

This equipment has been tested and found to comply with the limits for a Class B digital device, pursuant to Part 15 of the FCC Rules. These limits are designed to provide reasonable protection against harmful interference in a residential installation. This equipment generates, uses and can radiate radio frequency energy and, if not installed and used in accordance with the instructions, may cause harmful interference to radio communications. However, there is no guarantee that interference will not occur in a particular installation. If this equipment does cause harmful interference to radio or television reception, which can be determined by turning the equipment off and on, the user is encouraged to try to correct the interference by one or more of the following measures:

- Reorient or relocate the receiving antenna.
- Increase the separation between the equipment and receiver.
- Connect the equipment into an outlet on a circuit different from that to which the receiver is connected.
- Consult the dealer or an experienced radio/TV technician for help.

This equipment complies with FCC radiation exposure limits set forth for an uncontrolled environment. This equipment should be installed and operated with minimum distance 20cm between the radiator and your body. This transmitter must not be co-located or operating in conjunction with any other antenna or transmitter.

ISED Compliance Notification

EN**Warning:**

This device contains licence-exempt transmitter(s)/receiver(s) that comply with Innovation, Science and Economic Development Canada's licence-exempt RSS(s). Operation is subject to the following two conditions:

1. This device may not cause interference.
2. This device must accept any interference, including interference that may cause undesired operation of the device.

This equipment complies with IC RSS-102 radiation exposure limits set forth for an uncontrolled environment. This equipment should be installed and operated with minimum distance 20cm between the radiator and your body.

FR**Avertissement:**

L'émetteur/récepteur exempt de licence contenu dans le présent appareil est conforme aux CNR d'Innovation, Sciences et Développement économique Canada applicables aux appareils radio exempts de licence. L'exploitation est autorisée aux deux conditions suivantes :

1. L'appareil ne doit pas produire de brouillage;
2. L'appareil doit accepter tout brouillage radioélectrique subi, même si le brouillage est susceptible d'en compromettre le fonctionnement.

Cet équipement est conforme aux limites d'exposition aux radiations IC CNR-102 établies pour un environnement non contrôlé. Cet équipement doit être installé et utilisé avec une distance minimale de 20 cm entre le radiateur et votre corps.

Caution:

Risk of explosion if battery is replaced by an incorrect type. Dispose of used batteries according to the instructions.

FCC compliance statement

This device complies with Part 15 of the FCC Rules. Operation is subject to the following two conditions: (1) this device may not cause harmful interference, and (2) this device must accept any interference received, including interference that may cause undesired operation.

changes or modifications not expressly approved by the party responsible for compliance could void the user's authority to operate the equipment.

This equipment has been tested and found to comply with the limits for a Class B digital device, pursuant to Part 15 of the FCC Rules. These limits are designed to provide reasonable protection against harmful interference in a residential installation. This equipment generates, uses and can radiate radio frequency energy and, if not installed and used in accordance with the instructions, may cause harmful interference to radio communications. However, there is no guarantee that interference will not occur in a particular installation.

If this equipment does cause harmful interference to radio or television reception, which can be determined by turning the equipment off and on, the user is encouraged to try to correct the interference by one or more of the following measures:

- Reorient or relocate the receiving antenna.
- Increase the separation between the equipment and receiver.
- Connect the equipment into an outlet on a circuit different from that to which the receiver is connected.
- Consult the dealer or an experienced radio/TV technician for help.

ISED compliance statement

This device contains licence-exempt transmitter(s)/receiver(s) that comply with Innovation, Science and Economic Development Canada's licence-exempt RSS(s). Operation is subject to the following two conditions:

- (1) This device may not cause interference.
- (2) This device must accept any interference, including interference that may cause undesired operation of the device.

L'émetteur/récepteur exempt de licence contenu dans le présent appareil est conforme aux CNR d'Innovation, Sciences et Développement économique Canada applicables aux appareils radio exempts de licence. L'exploitation est autorisée aux deux conditions suivantes :

- (1) L'appareil ne doit pas produire de brouillage;
- (2) L'appareil doit accepter tout brouillage radioélectrique subi, même si le brouillage est susceptible d'en compromettre le fonctionnement.

Radiation Exposure statement

This equipment complies with FCC/IC RSS-102 radiation exposure limits set forth for an uncontrolled environment. This equipment should be installed and operated with minimum distance 20 cm between the radiator and your body.

Cet équipement est conforme aux limites d'exposition aux radiations FCC/IC CNR-102 établies pour un environnement non contrôlé.

Cet équipement doit être installé et utilisé avec une distance minimale de 20 cm entre le radiateur et votre corps.

The elements of the instructional safeguard shall be as follows:

- element 1a: not available
- element 2: “Do not ingest battery, Chemical Burn Hazard” or equivalent wording
- element 3: the following or equivalent text
 [The remote control supplied with] This product contains a coin / button cell battery. If the coin / button cell battery is swallowed, it can cause severe internal burns in just 2 hours and can lead to death.
- element 4: the following or equivalent text
 Keep new and used batteries away from children.
 If the battery compartment does not close securely, stop using the product and keep it away from children.
 If you think batteries might have been swallowed or placed inside any part of the body, seek immediate medical attention.
- replacement of a battery with an incorrect type that can defeat a safeguard (for example, in the case of some lithium battery types);
- disposal of a battery into fire or a hot oven, or mechanically crushing or cutting of a battery, that can result in an explosion;
- leaving a battery in an extremely high temperature surrounding environment that can result in an explosion or the leakage of flammable liquid or gas; and
- a battery subjected to extremely low air pressure that may result in an explosion or the leakage of flammable liquid or gas.

**Something's Wrong?
Need Answers?
Or Help?**

We're just a phone call, email or chat away.

Find answers in our online Help Center

www.nixplay.com/support

Contact us

support@nixplay.com

Call us

United States (855)-649-7529 | (855)-NIXPLAY | Mon – Sat | 9am - 5pm, Central Time

United Kingdom 01784 605 066 | Mon – Fri | 7am - 5pm, GMT

Deutschland +49 32 211 122362 | Bitte hinterlassen Sie eine Nachricht.

Wir melden uns umgehend zurück.



Happy Nixplaying!